



COUNTY UNIT EXPENDITURES DETAIL

COUNTY OF VENTURA | CALIFORNIA

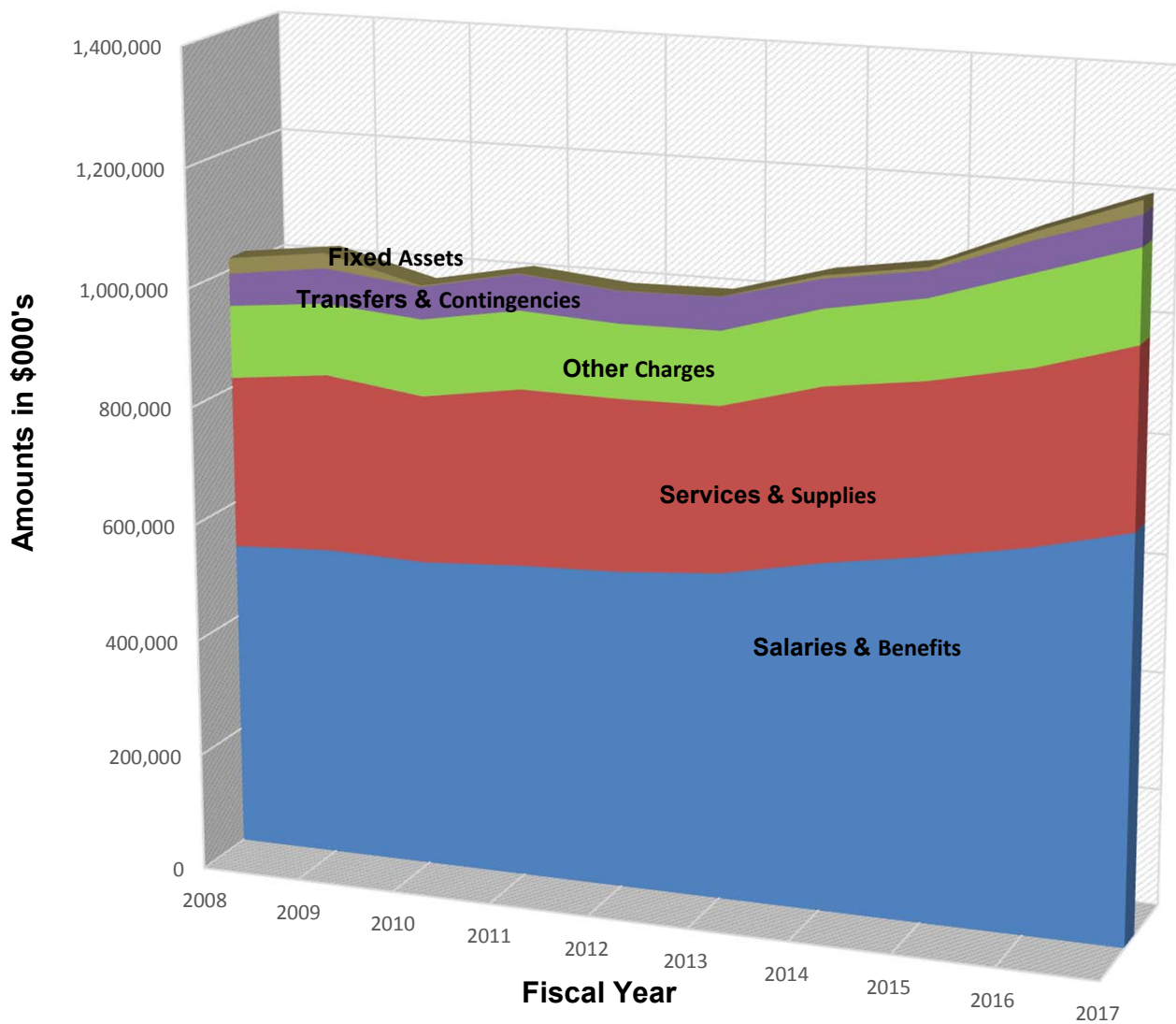


COUNTY OF VENTURA

COMPARISON OF ADOPTED BUDGET BY OBJECT

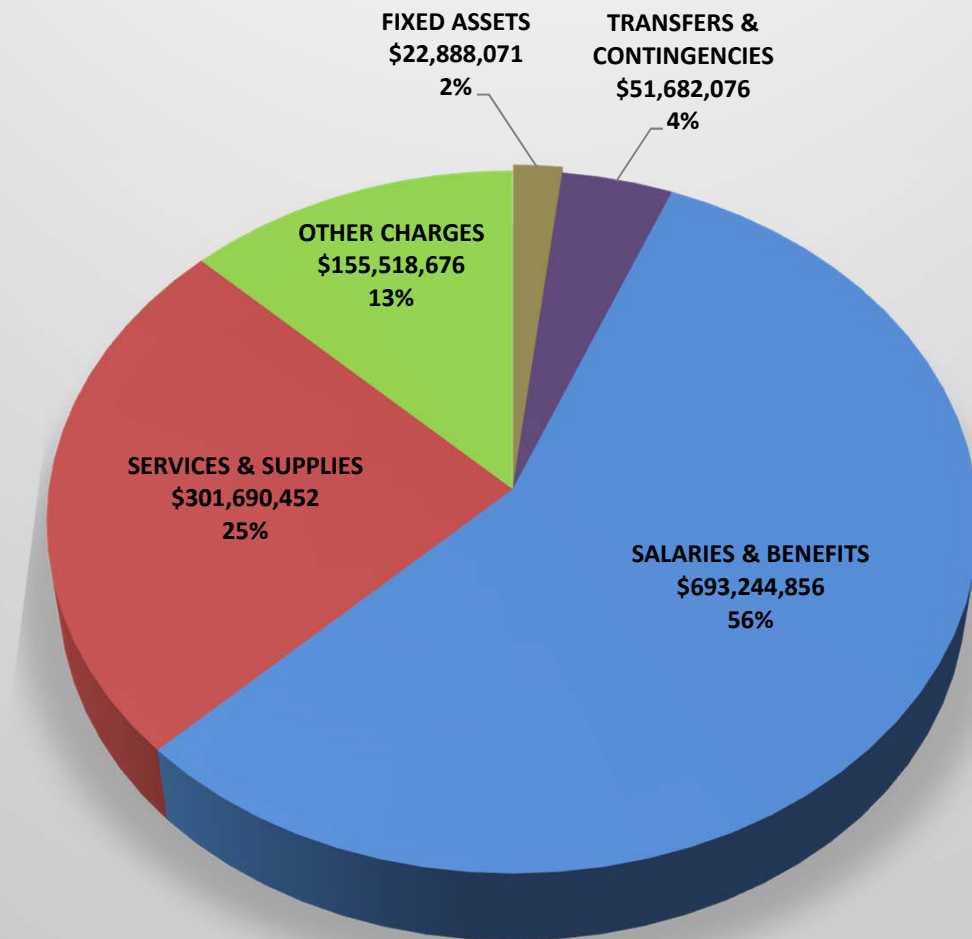
GOVERNMENTAL FUNDS

TEN FISCAL YEARS



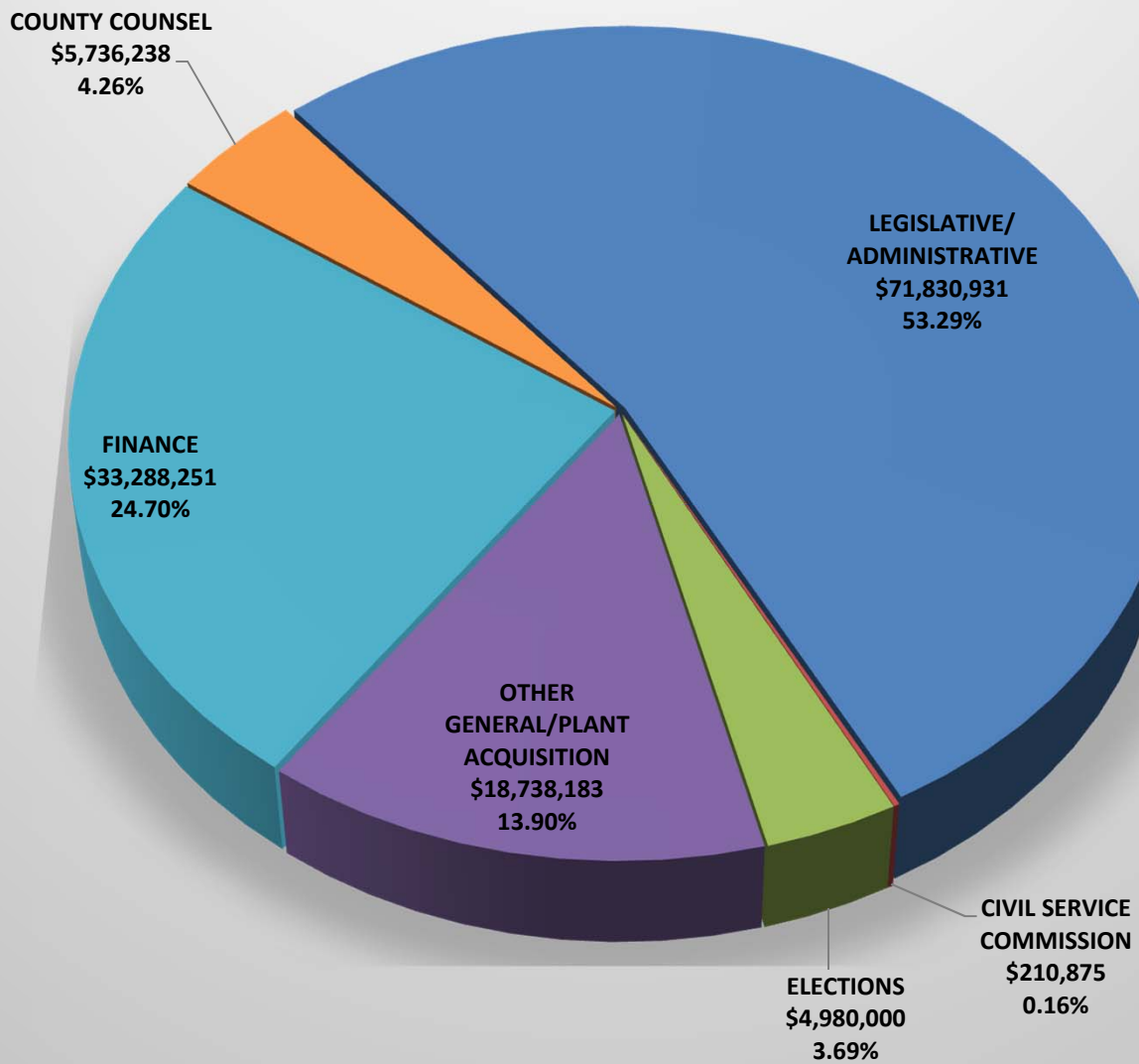
COUNTY OF VENTURA
SUMMARY OF BUDGET REQUIREMENTS (USES)
BY OBJECT
GOVERNMENTAL FUNDS
FISCAL YEAR 2016-17

\$1,225,024,131



**COUNTY OF VENTURA
GENERAL FUNCTION BY ACTIVITY
GOVERNMENTAL FUNDS
FISCAL YEAR 2016-17**

\$134,784,478



FUND: G001 - GENERAL FUND
FUNCTION: GENERAL
ACTIVITY: LEGISLATIVE/ADMINISTRATIVE

BOARD OF SUPERVISORS - 1000

BUDGET OVERVIEW

	FINAL BUDGET FY 2015-16	ACTUAL PRIOR YEAR FY 2015-16	REQUESTED BUDGET FY 2016-17	RECOMMENDED BUDGET FY 2016-17	ADOPTED BUDGET FY 2016-17
TOTAL APPROPRIATIONS	4,135,293	3,711,219	4,127,683	4,127,683	4,127,683
TOTAL REVENUES	30,000	12,364	0	0	0
NET COUNTY COST	4,105,293	3,698,854	4,127,683	4,127,683	4,127,683
AUTH POSITIONS	0	0	27	27	27
FTE POSITIONS	0	0	25	25	25

BUDGET UNIT DESCRIPTION:

The Board of Supervisors is the governing body for the County of Ventura. The Board has five members, each elected from one of the five supervisorial districts in the County for a term of office of four years. In exercising the powers of County government, the Board acts primarily in a legislative capacity. Specific legislative responsibilities include adoption of the annual County financial program, establishment of appropriation levels for all County agencies and departments, appointment of some non-elected officers, and the establishment of salaries for all County officials and employees. The Board is the guardian of the revenues, the property interests, and the rights of the County of Ventura. In addition, the Board has certain discretionary powers, such as the granting or denying of claims made against the County, and executive powers that enable it to fix and supervise the policies and operations of the County. The Board serves as the governing body for a number of special districts, including the Fire Protection District, Watershed Protection District, Waterworks Districts, and County Service Areas. The Board also serves as the municipal government for the unincorporated areas of the County.

BUDGET UNIT: 1000 BOARD OF SUPERVISORS
FUNCTION: GENERAL
ACTIVITY: LEGISLATIVE/ADMINISTRATIVE

DETAIL BY REVENUE CATEGORY AND EXPENDITURE OBJECT		2014-15 FINAL ACTUALS	2015-16 ACTUAL ESTIMATED *	2016-17 RECOMMENDED	2016-17 ADOPTED BY THE BOARD OF SUPERVISORS
1		2	3	4	5
CONTRIBUTIONS AND DONATIONS	9770	0	9,500	0	0
MISCELLANEOUS REVENUE	9790	0	2,864	0	0
TOTAL MISCELLANEOUS REVENUES		0	12,364	0	0
TOTAL REVENUE		0	12,364	0	0
REGULAR SALARIES	1101	1,980,825	2,163,629	2,337,108	2,337,108
EXTRA HELP	1102	29,611	12,258	30,000	30,000
SUPPLEMENTAL PAYMENTS	1106	78,000	83,025	88,042	88,042
TERMINATIONS	1107	88,015	97,945	0	0
RETIREMENT CONTRIBUTION	1121	382,307	408,944	476,703	476,703
OASDI CONTRIBUTION	1122	126,880	139,702	143,411	143,411
FICA MEDICARE	1123	31,841	34,547	35,075	35,075
SAFE HARBOR	1124	15,258	5,572	7,174	7,174
RETIREE HEALTH PAYMENT 1099	1128	15,633	10,272	0	0
GROUP INSURANCE	1141	183,466	190,081	188,568	188,568
LIFE INSURANCE FOR DEPARTMENT HEADS A	1142	1,101	1,123	1,200	1,200
STATE UNEMPLOYMENT INSURANCE	1143	1,653	1,831	2,436	2,436
MANAGEMENT DISABILITY INSURANCE	1144	7,927	11,142	13,421	13,421
WORKERS' COMPENSATION INSURANCE	1165	18,661	17,364	19,346	19,346
401K PLAN	1171	60,414	67,427	68,262	68,262
TOTAL SALARIES AND EMPLOYEE BENEFITS		3,021,594	3,244,862	3,410,746	3,410,746
COMMUNICATIONS	2031	0	1,147	1,800	1,800
VOICE DATA ISF	2032	35,888	31,883	38,456	38,456
TELEPHONE CHGS - NON ISF	2032H	1,040	0	0	0
RADIO COMMUNICATIONS ISF	2033	3,500	8,000	6,000	6,000
HOUSEKEEPING GROUNDS ISF CHARGS	2058	30	42	0	0
GENERAL INSURANCE ALLOCATION ISF	2071	7,344	14,394	14,295	14,295
BUILDINGS AND IMPROVEMENTS MAINTENANC	2112	0	0	500	500
FACILITIES AND MATERIALS SQ FT ALLOCA	2114	61,752	64,644	61,261	61,261
FACILITIES PROJECTS ISF	2115	0	2,159	0	0
OTHER MAINTENANCE ISF	2116	4,177	1,686	3,600	3,600
MEMBERSHIPS AND DUES	2131	364	629	2,500	2,500
MISCELLANEOUS EXPENSE	2159	685	2,040	2,500	2,500
OFFICE SUPPLIES	2161	5,958	10,693	19,500	19,500
PRINTING AND BINDING NON ISF	2162	5,070	9,603	14,500	14,500
BOOKS AND PUBLICATIONS	2163	2,172	2,366	2,500	2,500
MAIL CENTER ISF	2164	27,245	30,019	29,648	29,648
PURCHASING CHARGES ISF	2165	912	984	1,013	1,013
GRAPHICS CHARGES ISF	2166	1,966	4,160	4,400	4,400
COPY MACHINE CHGS ISF	2167	4,008	3,339	4,507	4,507
STORES ISF	2168	41	81	500	500
MISCELLANEOUS OFFICE EXPENSE	2179	3,261	2,960	3,500	3,500
MARKETING AND ADVERTISING	2193	0	630	0	0

BUDGET UNIT: 1000 BOARD OF SUPERVISORS
FUNCTION: GENERAL
ACTIVITY: LEGISLATIVE/ADMINISTRATIVE

DETAIL BY REVENUE CATEGORY AND EXPENDITURE OBJECT		2014-15 FINAL ACTUALS	2015-16 ACTUAL ESTIMATED *	2016-17 RECOMMENDED	2016-17 ADOPTED BY THE BOARD OF SUPERVISORS
1		2	3	4	5
OTHER PROFESSIONAL AND SPECIALIZED NO	2199	8,807	8,991	187,086	187,086
EMPLOYEE HEALTH SERVICES HCA	2201	0	1,377	0	0
INFORMATION TECHNOLOGY ISF	2202	31,548	33,393	41,761	41,761
COUNTY GEOGRAPHICAL INFORMATION SYSTE	2203	699	500	500	500
SPECIAL SERVICES ISF	2206	2,298	2,116	2,263	2,263
BUILDING LEASES AND RENTALS NONCOUNT	2241	122,477	117,623	121,437	121,437
COMPUTER EQUIPMENT <5000	2261	15,733	7,533	9,500	9,500
FURNITURE AND FIXTURES <5000	2262	1,509	887	8,000	8,000
MINOR EQUIPMENT	2264	0	1,505	6,000	6,000
TRAINING ISF	2272	80	80	0	0
EDUCATION CONFERENCE AND SEMINARS	2273	0	5,685	5,000	5,000
PRIVATE VEHICLE MILEAGE	2291	62,970	69,099	70,000	70,000
TRAVEL EXPENSE	2292	18,553	13,847	35,500	35,500
TRANSPORTATION EXPENSE	2299	29	0	0	0
GAS AND DIESEL FUEL ISF	2301	410	119	412	412
TRANSPORTATION CHARGES ISF	2302	3,002	557	8,136	8,136
MOTORPOOL ISF	2303	344	472	362	362
UTILITIES	2311	9,373	11,115	10,000	10,000
TOTAL SERVICES AND SUPPLIES		443,248	466,357	716,937	716,937
TOTAL EXPENDITURES/APPROPRIATIONS		3,464,842	3,711,219	4,127,683	4,127,683
NET COST		3,464,842	3,698,854	4,127,683	4,127,683

THIS PAGE INTENTIONALLY LEFT BLANK

FUND: G001 - GENERAL FUND
FUNCTION: GENERAL
ACTIVITY: LEGISLATIVE/ADMINISTRATIVE

COUNTY EXECUTIVE OFFICE - 1010

BUDGET OVERVIEW

	FINAL BUDGET FY 2015-16	ACTUAL PRIOR YEAR FY 2015-16	REQUESTED BUDGET FY 2016-17	RECOMMENDED BUDGET FY 2016-17	ADOPTED BUDGET FY 2016-17
TOTAL APPROPRIATIONS	17,666,839	14,427,936	15,715,450	15,715,450	15,715,450
TOTAL REVENUES	6,381,043	6,314,651	5,754,988	5,754,988	5,754,988
NET COUNTY COST	11,285,796	8,113,285	9,960,462	9,960,462	9,960,462
AUTH POSITIONS	0	0	99	99	99
FTE POSITIONS	0	0	99	99	99

BUDGET UNIT DESCRIPTION:

The County Executive Office's (CEO's) General Fund budget unit includes staffing for the CEO, Clerk of the Board of Supervisors, Community Development, Finance & Budget, Fiscal & Administrative Services, Government Services, Human Resources, and Industrial Relations. The CEO is the administrative officer of the Board of Supervisors and exercises administrative supervision and control of the affairs of the County and those districts under jurisdiction of the Board of Supervisors. Also, the CEO as Ex-Officio Clerk of the Board of Supervisors performs those duties prescribed by law and such additional duties as the Board of Supervisors shall prescribe by ordinance.

BUDGET UNIT: 1010 COUNTY EXECUTIVE OFFICE
FUNCTION: GENERAL
ACTIVITY: LEGISLATIVE/ADMINISTRATIVE

DETAIL BY REVENUE CATEGORY AND EXPENDITURE OBJECT		2014-15 FINAL ACTUALS	2015-16 ACTUAL ESTIMATED *	2016-17 RECOMMENDED	2016-17 ADOPTED BY THE BOARD OF SUPERVISORS
1		2	3	4	5
INVESTMENT INCOME	8911	1,640	1	0	0
TOTAL REVENUE USE OF MONEY AND PROPERTY		1,640	1	0	0
STATE OTHER	9252	26,275	0	0	0
STATE SB90	9253	31,542	0	0	0
FEDERAL AID - HUD GRANT	9354H	0	0	0	0
TOTAL INTERGOVERNMENTAL REVENUE		57,816	0	0	0
CHARGES FOR SERVICES PRIOR YEAR REVEN	9401	10,715	0	0	0
PROPERTY TAX ADMIN FEES SB2557	9413	68,548	67,561	60,000	60,000
PERSONNEL SERVICES	9471	312,888	481,499	362,487	362,487
RECORDING FEES	9561	0	1,800	1,000	1,000
FILING FEES	9562H	1,200	0	0	0
OTHER CHARGES FOR SERVICES	9708	256,895	311,206	250,000	250,000
OTHER INTERFUND REVENUE	9729	1,242,705	1,250,122	1,114,722	1,114,722
COST ALLOCATION PLAN REVENUE	9731	3,805,732	3,744,948	3,499,079	3,499,079
TOTAL CHARGES FOR SERVICES		5,698,683	5,857,136	5,287,288	5,287,288
OTHER SALES	9751	1,752	295	200	200
OTHER NON-GOVERNMENTAL GRANT REVENUE	9780	0	0	0	0
MISCELLANEOUS REVENUE	9790	152,084	82,800	110,000	110,000
TOTAL MISCELLANEOUS REVENUES		153,836	83,095	110,200	110,200
TRANSFERS IN FROM OTHER FUNDS	9831	470,067	374,419	357,500	357,500
CONTRIB FROM OTHER AGENC	9832H	30,000	0	0	0
PREMIUM AND ACCRUED INTEREST BOND	9842	0	0	0	0
TOTAL OTHER FINANCING SOURCES		500,067	374,419	357,500	357,500
TOTAL REVENUE		6,412,042	6,314,651	5,754,988	5,754,988
REGULAR SALARIES	1101	6,855,039	8,127,776	9,822,657	9,822,657
EXTRA HELP	1102	54,005	141,776	55,000	55,000
OVERTIME	1105	14,139	46,311	20,500	20,500
SUPPLEMENTAL PAYMENTS	1106	287,088	338,690	405,725	405,725
TERMINATIONS	1107	551,554	608,920	0	0
RETIREMENT CONTRIBUTION	1121	1,493,038	1,641,583	2,067,196	2,067,196
OASDI CONTRIBUTION	1122	402,040	489,385	554,488	554,488
FICA MEDICARE	1123	110,486	131,379	148,141	148,141
SAFE HARBOR	1124	7,543	12,798	10,676	10,676
RETIREE HEALTH PAYMENT 1099	1128	69,665	92,141	0	0
GROUP INSURANCE	1141	542,209	651,343	758,904	758,904
LIFE INSURANCE FOR DEPARTMENT HEADS A	1142	3,857	4,454	4,752	4,752
STATE UNEMPLOYMENT INSURANCE	1143	8,453	10,115	10,109	10,109
MANAGEMENT DISABILITY INSURANCE	1144	38,464	56,880	79,208	79,208
WORKERS' COMPENSATION INSURANCE	1165	99,811	89,924	97,048	97,048
401K PLAN	1171	182,488	217,588	259,472	259,472
SALARY AND EMPLOYEE BENEFITS CURRENT	1991	77,609	193,473	445,518	445,518
SALARY AND EMPLOYEE BENEFITS CURRENT	1992	(945,657)	(2,580,571)	(4,240,150)	(4,240,150)

BUDGET UNIT: 1010 COUNTY EXECUTIVE OFFICE
FUNCTION: GENERAL
ACTIVITY: LEGISLATIVE/ADMINISTRATIVE

DETAIL BY REVENUE CATEGORY AND EXPENDITURE OBJECT		2014-15 FINAL ACTUALS	2015-16 ACTUAL ESTIMATED *	2016-17 RECOMMENDED	2016-17 ADOPTED BY THE BOARD OF SUPERVISORS
1		2	3	4	5
TOTAL SALARIES AND EMPLOYEE BENEFITS		9,851,831	10,273,966	10,499,244	10,499,244
CLOTHING AND PERSONAL SUPPLIES	2021	0	161	0	0
MEDICAL REIMBURSEMENT	2026H	1,423	0	0	0
COMMUNICATIONS	2031	0	13,809	15,300	15,300
VOICE DATA ISF	2032	89,587	106,419	116,588	116,588
TELEPHONE CHGS - NON ISF	2032H	8,440	0	0	0
HOUSEKEEPING GROUNDS ISF CHARGS	2058	295	0	250	250
GENERAL INSURANCE ALLOCATION ISF	2071	45,116	136,896	93,284	93,284
INSURANCE	2072	98	0	250	250
EQUIPMENT MAINTENANCE	2101	0	65	100	100
EQUIPMENT MAINTENANCE CONTRACTS	2102	34,653	0	36,200	36,200
OFFICE EQUIP. MAINTENANCE	2102H	140	0	0	0
FACILITIES AND MATERIALS SQ FT ALLOCA	2114	350,328	363,243	374,956	374,956
FACILITIES PROJECTS ISF	2115	0	33,021	12,000	12,000
OTHER MAINTENANCE ISF	2116	4,407	6,511	29,500	29,500
MEMBERSHIPS AND DUES	2131	14,474	22,831	19,100	19,100
MISCELLANEOUS EXPENSE	2159	1,752	45,010	22,000	22,000
OFFICE SUPPLIES	2161	41,270	64,263	45,950	45,950
PRINTING AND BINDING NON ISF	2162	2,189	229	12,900	12,900
BOOKS AND PUBLICATIONS	2163	11,989	37,241	19,000	19,000
MAIL CENTER ISF	2164	43,299	58,228	49,251	49,251
PURCHASING CHARGES ISF	2165	14,069	15,503	16,971	16,971
GRAPHICS CHARGES ISF	2166	28,186	34,246	48,300	48,300
COPY MACHINE CHGS ISF	2167	42,151	48,669	43,506	43,506
STORES ISF	2168	6,022	6,806	6,650	6,650
MISCELLANEOUS OFFICE EXPENSE	2179	6,816	29,689	12,300	12,300
BOARD AND COMMISSION MEMBER COMPENSAT	2181	9,200	6,200	15,000	15,000
ATTORNEY SERVICES	2185	0	134,260	110,000	110,000
TEMPORARY HELP	2192	0	8,436	3,000	3,000
MARKETING AND ADVERTISING	2193	0	37,984	49,000	49,000
SOFTWARE MAINTENANCE AGREEMENTS	2194	0	46,376	2,890	2,890
COMPUTER SERVICES NON ISF	2195H	3,263	0	0	0
CONTRIBUTIONS TO NON GOVERNMENTAL AGE	2196	0	0	20,000	20,000
OTHER PROFESSIONAL AND SPECIALIZED NO	2199	697,579	1,161,120	2,308,373	2,308,373
EMPLOYEE HEALTH SERVICES HCA	2201	0	4,743	3,000	3,000
INFORMATION TECHNOLOGY ISF	2202	1,661,760	1,655,404	1,689,447	1,689,447
COUNTY GEOGRAPHICAL INFORMATION SYSTE	2203	9,198	9,179	9,854	9,854
SPECIAL SERVICES ISF	2206	10,900	15,508	10,785	10,785
BACKGROUND INVESTIGATION SERVS	2213H	57,304	0	0	0
PUBLICATIONS AND LEGAL NOTICES	2221	21,831	22,012	31,500	31,500
STORAGE CHARGES ISF	2244	12,779	14,386	15,020	15,020
COMPUTER EQUIPMENT <5000	2261	71,314	62,591	91,000	91,000

BUDGET UNIT: 1010 COUNTY EXECUTIVE OFFICE
FUNCTION: GENERAL
ACTIVITY: LEGISLATIVE/ADMINISTRATIVE

DETAIL BY REVENUE CATEGORY AND EXPENDITURE OBJECT		2014-15 FINAL ACTUALS	2015-16 ACTUAL ESTIMATED *	2016-17 RECOMMENDED	2016-17 ADOPTED BY THE BOARD OF SUPERVISORS
1		2	3	4	5
FURNITURE AND FIXTURES <5000	2262	6,266	555	40,000	40,000
MINOR EQUIPMENT	2264	13,661	18,896	24,500	24,500
TRAINING ISF	2272	340	900	100	100
EDUCATION CONFERENCE AND SEMINARS	2273	11,526	48,212	50,000	50,000
PRIVATE VEHICLE MILEAGE	2291	30,463	32,765	38,300	38,300
TRAVEL EXPENSE	2292	89,787	71,290	107,500	107,500
GAS AND DIESEL FUEL NON ISF	2294	0	44	0	0
TRANSPORTATION EXPENSE	2299	803	8	500	500
SPECIAL DEPT. EXP. - 01	2301H	2,121	0	0	0
TRANSPORTATION CHARGES ISF	2302	0	258	0	0
SPECIAL DEPT. EXP. - 02	2302H	405,979	0	0	0
MOTORPOOL ISF	2303	5,174	3,123	6,403	6,403
SPECIAL DEPT. EXP. - 07	2307H	0	0	0	0
SPECIAL DEPT. EXP. - 10	2310H	20,121	0	0	0
SERVICES AND SUPPLIES CURRENT YEAR AD	2992	(57,212)	(327,173)	(516,890)	(516,890)
TOTAL SERVICES AND SUPPLIES		3,830,863	4,049,919	5,083,638	5,083,638
TAXES AND ASSESSMENTS	3571	0	(6,098)	0	0
INTERFUND EXPENSE ADMINISTRATIVE	3912	129,051	110,149	132,568	132,568
TOTAL OTHER CHARGES		129,051	104,051	132,568	132,568
COMPUTER SOFTWARE	4701	0	0	0	0
DISABILITY MANAGEMENT SOFTWARE	4715	0	0	0	0
TOTAL FIXED ASSETS		0	0	0	0
TOTAL EXPENDITURES/APPROPRIATIONS		13,811,746	14,427,936	15,715,450	15,715,450
NET COST		7,399,703	8,113,285	9,960,462	9,960,462

FUND: G001 - GENERAL FUND
FUNCTION: GENERAL
ACTIVITY: LEGISLATIVE/ADMINISTRATIVE

CEO VARIOUS GRANTS - 1030

BUDGET OVERVIEW

	FINAL BUDGET FY 2015-16	ACTUAL PRIOR YEAR FY 2015-16	REQUESTED BUDGET FY 2016-17	RECOMMENDED BUDGET FY 2016-17	ADOPTED BUDGET FY 2016-17
TOTAL APPROPRIATIONS	616,473	317,762	80,000	80,000	80,000
TOTAL REVENUES	616,473	317,762	80,000	80,000	80,000
NET COUNTY COST	0	0	0	0	0

AUTH POSITIONS
FTE POSITIONS

BUDGET UNIT DESCRIPTION:

The CEO-Variou Grants budget was established in FY 1994-95 to provide separate accounting for various State and Federal grants administered by the County Executive Office.

BUDGET UNIT: 1030 CEO VARIOUS GRANTS
FUNCTION: GENERAL
ACTIVITY: LEGISLATIVE/ADMINISTRATIVE

DETAIL BY REVENUE CATEGORY AND EXPENDITURE OBJECT		2014-15 FINAL ACTUALS	2015-16 ACTUAL ESTIMATED *	2016-17 RECOMMENDED	2016-17 ADOPTED BY THE BOARD OF SUPERVISORS
1		2	3	4	5
STATE OTHER	9252	265,294	317,762	80,000	80,000
TOTAL INTERGOVERNMENTAL REVENUE		265,294	317,762	80,000	80,000
TOTAL REVENUE		265,294	317,762	80,000	80,000
MISCELLANEOUS EXPENSE	2159	0	4,561	0	0
OFFICE SUPPLIES	2161	0	267	0	0
MAIL CENTER ISF	2164	0	22	0	0
PURCHASING CHARGES ISF	2165	0	0	0	0
GRAPHICS CHARGES ISF	2166	0	6,811	0	0
MISCELLANEOUS OFFICE EXPENSE	2179	0	1,124	0	0
MARKETING AND ADVERTISING	2193	0	6,535	0	0
SOFTWARE MAINTENANCE AGREEMENTS	2194	0	166	0	0
OTHER PROFESSIONAL AND SPECIALIZED NO	2199	0	297,541	0	0
EDUCATION CONFERENCE AND SEMINARS	2273	0	58	0	0
PRIVATE VEHICLE MILEAGE	2291	0	149	0	0
TRAVEL EXPENSE	2292	0	50	0	0
SPECIAL DEPT. EXP. - 01	2301H	19,809	0	0	0
SPECIAL DEPT. EXP. - 02	2302H	11,872	0	0	0
MOTORPOOL ISF	2303	0	477	0	0
SPECIAL DEPT. EXP. - 03	2303H	231,601	0	0	0
SPECIAL DEPT. EXP. - 04	2304H	2,012	0	0	0
SPECIAL DEPT. EXP. - 11	2311H	0	0	0	0
TOTAL SERVICES AND SUPPLIES		265,294	317,762	0	0
LOANS ADVANCED	5311	0	0	80,000	80,000
TOTAL OTHER FINANCING USES		0	0	80,000	80,000
TOTAL EXPENDITURES/APPROPRIATIONS		265,294	317,762	80,000	80,000
NET COST		0	0	0	0

FUND: G001 - GENERAL FUND
FUNCTION: GENERAL
ACTIVITY: LEGISLATIVE/ADMINISTRATIVE

SPECIAL ACCOUNTS AND CONTRIBUTIONS - 1050

BUDGET OVERVIEW

	FINAL BUDGET FY 2015-16	ACTUAL PRIOR YEAR FY 2015-16	REQUESTED BUDGET FY 2016-17	RECOMMENDED BUDGET FY 2016-17	ADOPTED BUDGET FY 2016-17
TOTAL APPROPRIATIONS	44,962,460	38,819,248	49,972,298	49,972,298	49,882,298
TOTAL REVENUES	8,895,000	5,504,786	8,974,386	8,974,386	8,974,386
NET COUNTY COST	36,067,460	33,314,463	40,997,912	40,997,912	40,907,912

AUTH POSITIONS
FTE POSITIONS

BUDGET UNIT DESCRIPTION:

Special Accounts and Contributions is a budget unit which provides funding for specified County expenses not attributable to any particular operating budget. Items such as Memberships & Dues, Legislative Advocacy, Feasibility Studies, Contributions to Outside Agencies and Contributions to Other Funds are included. Special Accounts and Contributions also contain the budget for the State VLF Realignment funding transfer.

BUDGET UNIT: 1050 SPECIAL ACCOUNTS AND CONTRIBUTIONS
FUNCTION: GENERAL
ACTIVITY: LEGISLATIVE/ADMINISTRATIVE

DETAIL BY REVENUE CATEGORY AND EXPENDITURE OBJECT		2014-15 FINAL ACTUALS	2015-16 ACTUAL ESTIMATED *	2016-17 RECOMMENDED	2016-17 ADOPTED BY THE BOARD OF SUPERVISORS
1		2	3	4	5
RENTS AND CONCESSIONS	8931	541,178	677,739	533,698	533,698
TOTAL REVENUE USE OF MONEY AND PROPERTY		541,178	677,739	533,698	533,698
STATE MOTOR VEHICLE 17604	9032	21,948,577	8,599,306	15,475,000	15,475,000
STATE MOTOR VEHICLE MENTAL HEALTH 176	9033	150,019	150,019	150,000	150,000
STATE MOTOR VEHICLE MATCH	9034	0	0	0	0
STATE MOTOR VEHICLE 17604 MATCH CONTR	9035	(15,851,262)	(6,227,013)	(9,625,000)	(9,625,000)
STATE PROPOSITION 172 PUBLIC SAFETY F	9231	3,781,512	2,304,735	2,440,688	2,440,688
TOTAL INTERGOVERNMENTAL REVENUE		10,028,845	4,827,047	8,440,688	8,440,688
TOTAL REVENUE		10,570,024	5,504,786	8,974,386	8,974,386
TERMINATIONS	1107	0	0	13,700,000	13,400,000
RETIREE HEALTH PAYMENT 1099	1128	0	0	1,000,000	1,000,000
TOTAL SALARIES AND EMPLOYEE BENEFITS		0	0	14,700,000	14,400,000
VOICE DATA ISF	2032	9,062	9,865	12,900	12,900
HOUSEKEEPING GROUNDS ISF CHARGS	2058	5,884	3,595	6,000	6,000
GENERAL INSURANCE ALLOCATION ISF	2071	10,488	17,592	18,223	18,223
FACILITIES AND MATERIALS SQ FT ALLOCA	2114	489,363	500,139	638,181	638,181
FACILITIES PROJECTS ISF	2115	0	26,335	2,000	2,000
OTHER MAINTENANCE ISF	2116	16,166	1,464	4,000	4,000
MEMBERSHIPS AND DUES	2131	244,540	276,586	286,000	286,000
MISCELLANEOUS EXPENSE	2159	0	62,130	0	0
PURCHASING CHARGES ISF	2165	2,184	1,238	2,000	2,000
GRAPHICS CHARGES ISF	2166	0	570	0	0
ATTORNEY SERVICES	2185	0	9,802	100,000	100,000
CONTRIBUTIONS TO NON GOVERNMENTAL AGE	2196	314,134	1,433,880	704,000	704,000
OTHER PROFESSIONAL AND SPECIALIZED NO	2199	971,888	667,328	1,392,605	1,402,605
INFORMATION TECHNOLOGY ISF	2202	46,365	13,405	16,100	16,100
PUBLIC WORKS ISF CHARGES	2205	0	14,004	4,600	4,600
SPECIAL SERVICES ISF	2206	4,142	6,008	3,063	3,063
BUILDING LEASES AND RENTALS NONCOUNT	2241	71,791	0	0	0
COMPUTER EQUIPMENT <5000	2261	30,000	17,852	30,000	30,000
SPECIAL DEPT. EXP. - 02	2302H	62,786	0	0	0
SPECIAL DEPT. EXP. - 03	2303H	60,270	0	0	0
UTILITIES	2311	0	7,954	0	0
TOTAL SERVICES AND SUPPLIES		2,339,062	3,069,747	3,219,672	3,229,672
CONTRIBUTIONS TO OUTSIDE AGENCIES	3811	1,711,083	230,159	268,000	268,000
TOTAL OTHER CHARGES		1,711,083	230,159	268,000	268,000
TRANSFERS OUT TO OTHER FUNDS	5111	24,325,490	32,997,030	25,784,626	25,984,626
TRANSFERS OUT VEHICLE LICENSE FEE REA	5112	6,247,333	2,522,312	6,000,000	6,000,000
TOTAL OTHER FINANCING USES		30,572,823	35,519,342	31,784,626	31,984,626
TOTAL EXPENDITURES/APPROPRIATIONS		34,622,968	38,819,248	49,972,298	49,882,298
NET COST		24,052,944	33,314,463	40,997,912	40,907,912

FUND: G001 - GENERAL FUND
FUNCTION: GENERAL
ACTIVITY: LEGISLATIVE/ADMINISTRATIVE

GENERAL FUND CONTINGENCY - 1100

BUDGET OVERVIEW

	FINAL BUDGET FY 2015-16	ACTUAL PRIOR YEAR FY 2015-16	REQUESTED BUDGET FY 2016-17	RECOMMENDED BUDGET FY 2016-17	ADOPTED BUDGET FY 2016-17
TOTAL APPROPRIATIONS	64,376	0	2,000,000	2,000,000	2,000,000
TOTAL REVENUES	0	0	0	0	0
NET COUNTY COST	64,376	0	2,000,000	2,000,000	2,000,000

AUTH POSITIONS
FTE POSITIONS

BUDGET UNIT DESCRIPTION:

The General Fund Contingency consists of appropriations set aside to provide for unforeseen expenditures or anticipated expenditures of an uncertain amount.

BUDGET UNIT: 1100 GENERAL FUND CONTINGENCY
FUNCTION: GENERAL
ACTIVITY: LEGISLATIVE/ADMINISTRATIVE

DETAIL BY REVENUE CATEGORY AND EXPENDITURE OBJECT	2014-15 FINAL ACTUALS	2015-16 ACTUAL ESTIMATED *	2016-17 RECOMMENDED	2016-17 ADOPTED BY THE BOARD OF SUPERVISORS
1	2	3	4	5
CONTINGENCIES 6101	0	0	2,000,000	2,000,000
TOTAL CONTINGENCIES	0	0	2,000,000	2,000,000
TOTAL EXPENDITURES/APPROPRIATIONS	0	0	2,000,000	2,000,000
NET COST	0	0	2,000,000	2,000,000

FUND: S070 - CO SUCCESSOR HOUSING AGENCY AB X126
FUNCTION: GENERAL
ACTIVITY: LEGISLATIVE/ADMINISTRATIVE

CO SUCCESSOR HOUSING AG - 1170

BUDGET OVERVIEW

	FINAL BUDGET FY 2015-16	ACTUAL PRIOR YEAR FY 2015-16	REQUESTED BUDGET FY 2016-17	RECOMMENDED BUDGET FY 2016-17	ADOPTED BUDGET FY 2016-17
TOTAL APPROPRIATIONS	25,500	0	25,500	25,500	25,500
TOTAL REVENUES	25,500	0	25,500	25,500	25,500
NET COUNTY COST	0	(0)	0	0	0

AUTH POSITIONS
FTE POSITIONS

BUDGET UNIT DESCRIPTION:

In June 2011, Assembly Bill x1 26 (AB x1 26) was enacted by the State Legislature. This bill dissolved all California Redevelopment Agencies (RDA's) effective January 31, 2012 (as extended by California Supreme Court ruling California Redevelopment Assn. v. Matosantos (S194861) (2011)). The County had one RDA consisting of the Piru Area Redevelopment Project Plan, originally created in May 1995 in response to the damage caused by the 1994 Northridge Earthquake. Included within the RDA was the Low and Moderate Income Housing Fund, from which the Piru Housing Conservation Program was administered. This Program aims at increasing and improving the supply of affordable housing while preserving the character of the community.

On January 24, 2012, the County elected to retain the housing assets, functions, and powers previously performed by the Piru RDA pursuant to Health and Safety Code Section 34176(a). As allowed for by the Code, the Piru Housing Conservation Program will continue to be operated within this budget unit.

BUDGET UNIT: 1170 CO SUCCESSOR HOUSING AG
FUNCTION: GENERAL
ACTIVITY: LEGISLATIVE/ADMINISTRATIVE

DETAIL BY REVENUE CATEGORY AND EXPENDITURE OBJECT		2014-15 FINAL ACTUALS	2015-16 ACTUAL ESTIMATED *	2016-17 RECOMMENDED	2016-17 ADOPTED BY THE BOARD OF SUPERVISORS
1		2	3	4	5
INVESTMENT INCOME	8911	19	0	500	500
TOTAL REVENUE USE OF MONEY AND PROPERTY		19	0	500	500
MISCELLANEOUS REVENUE	9790	0	0	25,000	25,000
TOTAL MISCELLANEOUS REVENUES		0	0	25,000	25,000
TOTAL REVENUE		19	0	25,500	25,500
CONTRIBUTIONS TO OUTSIDE AGENCIES	3811	13,606	0	25,500	25,500
TOTAL OTHER CHARGES		13,606	0	25,500	25,500
TOTAL EXPENDITURES/APPROPRIATIONS		13,606	0	25,500	25,500
NET COST		13,588	(0)	0	0

FUND: G001 - GENERAL FUND
FUNCTION: GENERAL
ACTIVITY: FINANCE

AUDITOR-CONTROLLER - 1500

BUDGET OVERVIEW

	FINAL BUDGET FY 2015-16	ACTUAL PRIOR YEAR FY 2015-16	REQUESTED BUDGET FY 2016-17	RECOMMENDED BUDGET FY 2016-17	ADOPTED BUDGET FY 2016-17
TOTAL APPROPRIATIONS	15,022,025	14,744,527	13,400,956	13,400,956	13,400,956
TOTAL REVENUES	6,831,401	5,700,066	6,531,756	6,531,756	6,531,756
NET COUNTY COST	8,190,624	9,044,460	6,869,200	6,869,200	6,869,200
AUTH POSITIONS	0	0	71	71	71
FTE POSITIONS	0	0	70.5	70.5	70.5

BUDGET UNIT DESCRIPTION:

The Auditor-Controller is the County's Chief Accounting Officer and maintains all basic financial information, analyzes accounting reports, and makes appropriate recommendations relating to the County's financial condition. The Auditor-Controller exercises general supervision over accounting forms and methods of organization under the control of the Board of Supervisors and districts whose funds are maintained in the County Treasury. Other responsibilities include receipt and disbursement of all County funds in the County Treasury, cash management, debt administration for County borrowing programs, compilation and publication of the County's proposed and adopted annual budgets, cost allocation plan and financial statements, rate review, budgetary control, maintenance of tax rolls, tax rate calculations, apportionment and distribution, financial compliance and operational audits of County organizations, payroll preparation, disbursement and record maintenance, and approval and payment of all claims against the County.

BUDGET UNIT: 1500 AUDITOR-CONTROLLER
FUNCTION: GENERAL
ACTIVITY: FINANCE

DETAIL BY REVENUE CATEGORY AND EXPENDITURE OBJECT		2014-15 FINAL ACTUALS	2015-16 ACTUAL ESTIMATED *	2016-17 RECOMMENDED	2016-17 ADOPTED BY THE BOARD OF SUPERVISORS
1		2	3	4	5
STATE SB90	9253	295,739	6,909	0	0
TOTAL INTERGOVERNMENTAL REVENUE		295,739	6,909	0	0
ASSESSMENT AND TAX COLLECTION FEES	9411	35,303	26,150	30,000	30,000
PROPERTY TAX ADMIN FEES SB2557	9413	292,515	272,528	305,000	305,000
COLLECTION FEE	9414	676,883	710,612	710,000	710,000
SPECIAL ASSESS CORRECTION FEE	9415	810	1,118	1,000	1,000
ABX1 26 ADMIN COST REIMB	9416	129,619	150,610	150,000	150,000
AUDITING AND ACCOUNTING FEES	9431	143,081	162,277	130,200	130,200
OTHER CHARGES FOR SERVICES	9708	0	(220,000)	0	0
COST ALLOCATION PLAN REVENUE	9731	4,674,118	4,586,401	5,205,556	5,205,556
TOTAL CHARGES FOR SERVICES		5,952,328	5,689,696	6,531,756	6,531,756
MISCELLANEOUS REVENUE	9790	213,278	3,462	0	0
TOTAL MISCELLANEOUS REVENUES		213,278	3,462	0	0
TOTAL REVENUE		6,461,345	5,700,066	6,531,756	6,531,756
REGULAR SALARIES	1101	4,359,936	4,801,385	5,546,760	5,546,760
EXTRA HELP	1102	87,589	60,644	0	0
OVERTIME	1105	20,999	28,149	0	0
SUPPLEMENTAL PAYMENTS	1106	159,419	187,487	189,612	189,612
TERMINATIONS	1107	343,310	309,005	0	0
RETIREMENT CONTRIBUTION	1121	923,824	1,000,438	1,169,350	1,169,350
OASDI CONTRIBUTION	1122	278,340	301,220	338,289	338,289
FICA MEDICARE	1123	70,696	76,165	83,045	83,045
SAFE HARBOR	1124	3,097	2,131	0	0
RETIREE HEALTH PAYMENT 1099	1128	49,070	47,703	0	0
SUPP RETIREMENT PLAN PART D AND REPLA	1129	53,005	50,770	50,563	50,563
GROUP INSURANCE	1141	466,112	487,299	544,056	544,056
LIFE INSURANCE FOR DEPARTMENT HEADS A	1142	1,022	1,142	1,200	1,200
STATE UNEMPLOYMENT INSURANCE	1143	5,227	5,703	5,705	5,705
MANAGEMENT DISABILITY INSURANCE	1144	12,813	18,675	21,471	21,471
WORKERS' COMPENSATION INSURANCE	1165	54,290	62,285	65,066	65,066
401K PLAN	1171	82,937	100,261	108,362	108,362
SALARY AND EMPLOYEE BENEFITS CURRENT	1991	151,811	0	0	0
SALARY AND EMPLOYEE BENEFITS CURRENT	1992	(616,131)	0	(452,411)	(452,411)
TOTAL SALARIES AND EMPLOYEE BENEFITS		6,507,364	7,540,462	7,671,068	7,671,068
VOICE DATA ISF	2032	79,088	80,936	90,918	90,918
RADIO COMMUNICATIONS ISF	2033	330	0	0	0
HOUSEKEEPING GROUNDS ISF CHARGS	2058	0	32	0	0
GENERAL INSURANCE ALLOCATION ISF	2071	24,697	45,902	44,841	44,841
EQUIPMENT MAINTENANCE CONTRACTS	2102	0	5,212	5,300	5,300
OFFICE EQUIP. MAINTENANCE	2102H	1,420	0	0	0
FACILITIES AND MATERIALS SQ FT ALLOCA	2114	321,708	334,956	343,687	343,687
FACILITIES PROJECTS ISF	2115	0	4,311	0	0

BUDGET UNIT: 1500 AUDITOR-CONTROLLER
FUNCTION: GENERAL
ACTIVITY: FINANCE

DETAIL BY REVENUE CATEGORY AND EXPENDITURE OBJECT		2014-15 FINAL ACTUALS	2015-16 ACTUAL ESTIMATED *	2016-17 RECOMMENDED	2016-17 ADOPTED BY THE BOARD OF SUPERVISORS
1		2	3	4	5
OTHER MAINTENANCE ISF	2116	40,289	2,078	5,000	5,000
MEMBERSHIPS AND DUES	2131	8,634	8,058	10,000	10,000
CASH SHORTAGE	2156	26,148	0	0	0
MISCELLANEOUS EXPENSE	2159	1,996	8,221	3,000	3,000
OFFICE SUPPLIES	2161	45,741	48,945	40,000	40,000
PRINTING AND BINDING NON ISF	2162	26,434	19,744	30,000	30,000
BOOKS AND PUBLICATIONS	2163	16,509	13,878	15,000	15,000
MAIL CENTER ISF	2164	84,012	82,812	92,180	92,180
PURCHASING CHARGES ISF	2165	6,451	20,551	6,000	6,000
GRAPHICS CHARGES ISF	2166	24,933	37,323	25,000	25,000
COPY MACHINE CHGS ISF	2167	2,285	2,101	2,500	2,500
STORES ISF	2168	938	244	2,000	2,000
POSTAGE AND SPECIAL DELIVERY	2169	0	8	0	0
MISCELLANEOUS OFFICE EXPENSE	2179	0	134	0	0
SOFTWARE MAINTENANCE AGREEMENTS	2194	0	890,392	522,000	522,000
COMPUTER SERVICES NON ISF	2195H	471,204	0	0	0
OTHER PROFESSIONAL AND SPECIALIZED NO	2199	622,158	252,584	267,380	267,380
EMPLOYEE HEALTH SERVICES HCA	2201	0	1,836	3,500	3,500
INFORMATION TECHNOLOGY ISF	2202	3,178,216	5,138,655	4,370,767	4,370,767
COUNTY GEOGRAPHICAL INFORMATION SYSTE	2203	500	989	815	815
SPECIAL SERVICES ISF	2206	2,488	2,793	1,500	1,500
SOFTWARE RENTAL NON ISF	2236	0	0	0	0
STORAGE CHARGES ISF	2244	45,813	0	0	0
STORAGE CHARGES NON ISF	2245	0	51,293	66,000	66,000
COMPUTER EQUIPMENT <5000	2261	57,189	22,428	25,000	25,000
FURNITURE AND FIXTURES <5000	2262	2,202	0	0	0
MINOR EQUIPMENT	2264	0	0	0	0
TRAINING ISF	2272	300	410	0	0
EDUCATION CONFERENCE AND SEMINARS	2273	5,243	108,271	23,000	23,000
PRIVATE VEHICLE MILEAGE	2291	6,845	7,931	9,200	9,200
TRAVEL EXPENSE	2292	40,100	10,239	20,000	20,000
MOTORPOOL ISF	2303	948	800	300	300
SERVICES AND SUPPLIES CURRENT YEAR AD	2992	0	0	(295,000)	(295,000)
TOTAL SERVICES AND SUPPLIES		5,144,817	7,204,065	5,729,888	5,729,888
TOTAL EXPENDITURES/APPROPRIATIONS		11,652,181	14,744,527	13,400,956	13,400,956
NET COST		5,190,837	9,044,460	6,869,200	6,869,200

THIS PAGE INTENTIONALLY LEFT BLANK

FUND: G001 - GENERAL FUND
FUNCTION: GENERAL
ACTIVITY: FINANCE

ASSESSOR - 1600

BUDGET OVERVIEW

	FINAL BUDGET FY 2015-16	ACTUAL PRIOR YEAR FY 2015-16	REQUESTED BUDGET FY 2016-17	RECOMMENDED BUDGET FY 2016-17	ADOPTED BUDGET FY 2016-17
TOTAL APPROPRIATIONS	14,328,718	13,111,055	14,830,992	14,830,738	14,830,738
TOTAL REVENUES	4,617,600	4,388,591	5,355,994	5,355,994	5,355,994
NET COUNTY COST	9,711,118	8,722,464	9,474,998	9,474,744	9,474,744
AUTH POSITIONS	0	0	134	134	134
FTE POSITIONS	0	0	134	134	134

BUDGET UNIT DESCRIPTION:

The Assessor's mission is "Honorable public service through efficient administration of property tax assessment law with integrity and professionalism." The Assessor's Office must complete all mandated assessment requirements under the California Constitution and Revenue and Taxation Code; produce the Annual Assessment Roll and multiple Supplemental Assessment Rolls that are accurate, timely, fair, consistent, and cost-effective. The Assessor accomplishes this mission through the administration of a myriad of programs and functions mentioned below. The Assessor's Office is comprised of two divisions under the direction of the elected Assessor: Administration and Valuation.

BUDGET UNIT: 1600 ASSESSOR
FUNCTION: GENERAL
ACTIVITY: FINANCE

DETAIL BY REVENUE CATEGORY AND EXPENDITURE OBJECT		2014-15 FINAL ACTUALS	2015-16 ACTUAL ESTIMATED *	2016-17 RECOMMENDED	2016-17 ADOPTED BY THE BOARD OF SUPERVISORS
1		2	3	4	5
ASSESSMENT AND TAX COLLECTION FEES	9411	835,430	1,068,909	1,450,000	1,450,000
PROPERTY TAX ADMIN FEES SB2557	9413	3,169,926	3,287,987	3,875,000	3,875,000
OTHER CHARGES FOR SERVICES	9708	16,639	18,236	17,494	17,494
LIABILITY INSURANCE	9718	0	0	0	0
TOTAL CHARGES FOR SERVICES		4,021,995	4,375,132	5,342,494	5,342,494
OTHER SALES	9751	12,600	12,500	12,500	12,500
MISCELLANEOUS REVENUE	9790	917	959	1,000	1,000
TOTAL MISCELLANEOUS REVENUES		13,517	13,459	13,500	13,500
TOTAL REVENUE		4,035,512	4,388,591	5,355,994	5,355,994
REGULAR SALARIES	1101	7,408,023	7,241,258	8,397,556	8,397,556
EXTRA HELP	1102	(655)	0	0	0
OVERTIME	1105	8,747	34,417	0	0
SUPPLEMENTAL PAYMENTS	1106	285,289	294,024	330,616	330,616
TERMINATIONS	1107	168,903	151,173	0	0
RETIREMENT CONTRIBUTION	1121	1,594,447	1,499,225	1,809,167	1,809,167
OASDI CONTRIBUTION	1122	471,061	455,458	528,363	528,363
FICA MEDICARE	1123	112,123	108,885	126,545	126,545
SAFE HARBOR	1124	(58)	0	0	0
RETIREE HEALTH PAYMENT 1099	1128	29,148	22,555	0	0
SUPP RETIREMENT PLAN PART D AND REPLA	1129	23,747	21,528	15,716	15,716
GROUP INSURANCE	1141	896,634	850,295	904,257	904,257
LIFE INSURANCE FOR DEPARTMENT HEADS A	1142	455	406	462	462
STATE UNEMPLOYMENT INSURANCE	1143	8,861	8,676	8,715	8,715
MANAGEMENT DISABILITY INSURANCE	1144	14,793	17,886	28,492	28,492
WORKERS' COMPENSATION INSURANCE	1165	120,824	85,482	87,058	87,058
401K PLAN	1171	132,069	129,703	152,439	152,439
TOTAL SALARIES AND EMPLOYEE BENEFITS		11,274,411	10,920,971	12,389,386	12,389,386
VOICE DATA ISF	2032	116,161	121,087	108,824	108,824
TELEPHONE CHGS - NON ISF	2032H	443	0	0	0
GENERAL INSURANCE ALLOCATION ISF	2071	44,215	85,298	81,456	81,456
OFFICE EQUIP. MAINTENANCE	2102H	4,231	0	0	0
FACILITIES AND MATERIALS SQ FT ALLOCA	2114	375,747	377,028	386,861	386,861
OTHER MAINTENANCE ISF	2116	3,604	2,675	10,000	10,000
MEMBERSHIPS AND DUES	2131	4,243	5,440	4,530	4,530
OFFICE SUPPLIES	2161	10,354	7,071	12,000	12,000
PRINTING AND BINDING NON ISF	2162	164,789	75,875	80,000	80,000
BOOKS AND PUBLICATIONS	2163	53,076	9,510	21,035	21,035
MAIL CENTER ISF	2164	66,592	60,577	76,001	76,001
PURCHASING CHARGES ISF	2165	3,507	5,070	5,222	5,222
GRAPHICS CHARGES ISF	2166	48,968	54,908	59,801	59,801
COPY MACHINE CHGS ISF	2167	38,516	37,767	38,410	38,410
STORES ISF	2168	528	1,632	3,000	3,000

BUDGET UNIT: 1600 ASSESSOR
FUNCTION: GENERAL
ACTIVITY: FINANCE

DETAIL BY REVENUE CATEGORY AND EXPENDITURE OBJECT		2014-15 FINAL ACTUALS	2015-16 ACTUAL ESTIMATED *	2016-17 RECOMMENDED	2016-17 ADOPTED BY THE BOARD OF SUPERVISORS
1		2	3	4	5
MISCELLANEOUS OFFICE EXPENSE	2179	5,629	6,736	7,500	7,500
OTHER PROFESSIONAL AND SPECIALIZED NO	2199	62,776	217,402	200,366	200,366
EMPLOYEE HEALTH SERVICES HCA	2201	0	3,213	5,000	5,000
INFORMATION TECHNOLOGY ISF	2202	802,356	882,426	1,064,505	1,064,505
COUNTY GEOGRAPHICAL INFORMATION SYSTE	2203	57,564	77,061	106,571	106,571
SPECIAL SERVICES ISF	2206	2,496	3,253	1,332	1,332
STORAGE CHARGES ISF	2244	8,968	13,737	10,593	10,593
COMPUTER EQUIPMENT <5000	2261	15,938	56,620	48,000	48,000
FURNITURE AND FIXTURES <5000	2262	7,754	913	3,000	3,000
TRAINING ISF	2272	1,707	320	0	0
EDUCATION CONFERENCE AND SEMINARS	2273	8,101	9,603	8,000	8,000
PRIVATE VEHICLE MILEAGE	2291	9,159	7,857	8,530	8,530
TRAVEL EXPENSE	2292	36,611	25,790	45,000	45,000
TRANSPORTATION EXPENSE	2299	609	108	0	0
MOTORPOOL ISF	2303	39,413	41,106	45,815	45,815
TOTAL SERVICES AND SUPPLIES		1,994,053	2,190,083	2,441,352	2,441,352
TOTAL EXPENDITURES/APPROPRIATIONS		13,268,464	13,111,055	14,830,738	14,830,738
NET COST		9,232,951	8,722,464	9,474,744	9,474,744

THIS PAGE INTENTIONALLY LEFT BLANK

FUND: G001 - GENERAL FUND
FUNCTION: GENERAL
ACTIVITY: FINANCE

TREASURER TAX COLLECTOR - 1700

BUDGET OVERVIEW

	FINAL BUDGET FY 2015-16	ACTUAL PRIOR YEAR FY 2015-16	REQUESTED BUDGET FY 2016-17	RECOMMENDED BUDGET FY 2016-17	ADOPTED BUDGET FY 2016-17
TOTAL APPROPRIATIONS	5,190,694	4,268,814	5,056,557	5,056,557	5,056,557
TOTAL REVENUES	3,967,500	3,659,034	3,756,557	3,756,557	3,756,557
NET COUNTY COST	1,223,194	609,779	1,300,000	1,300,000	1,300,000
 AUTH POSITIONS	 0	 0	 42	 42	 42
FTE POSITIONS	0	0	42	42	42

BUDGET UNIT DESCRIPTION:

The Treasurer-Tax Collector's Office is responsible for the administration and management of three functions: tax collections of assorted county and local taxes, management of the County treasury, and investment of the local agency investment pool. The Tax Collections Division is responsible for the billing, collection and accounting for all personal and real property taxes levied in the County. Further, it collects taxes on mobile homes, business license fees in the unincorporated area, franchise tax, transient occupancy tax, racehorse tax, and various other taxes and special assessments. The Tax Collector is responsible for conducting public auctions and sealed bid sales on tax-defaulted properties. The Tax Collector's programs are all mandated by the Revenue and Taxation Code, Government Code and County Ordinance. The Treasury Management Division is the depository for County, school district and special district funds. All banking functions are handled in Treasury, which is in all respects the equivalent of a small business bank processing over \$4.0 billion annually. All banking functions, including processing of deposits, payment of County checks and investment of funds are handled by the Treasury Management Division. This division monitors balances, deposits, and transfers. It approves payment methods, participates in bond issuances by the County and school districts, provides a cash window for public needs, and manages the vault spaces used by other County agencies/departments. The Treasurer-Tax Collector manages a \$2.0 billion local agency investment fund portfolio. Funds are invested to provide maximum safety while achieving the highest possible rate of return. The Treasurer works with other County officials in the implementation and administration of various financing programs.

BUDGET UNIT: 1700 TREASURER TAX COLLECTOR
FUNCTION: GENERAL
ACTIVITY: FINANCE

DETAIL BY REVENUE CATEGORY AND EXPENDITURE OBJECT		2014-15 FINAL ACTUALS	2015-16 ACTUAL ESTIMATED *	2016-17 RECOMMENDED	2016-17 ADOPTED BY THE BOARD OF SUPERVISORS
1		2	3	4	5
BUSINESS LICENSES	8721	0	163,216	160,000	160,000
TOTAL LICENSES PERMITS AND FRANCHISES		0	163,216	160,000	160,000
FORFEITURES AND PENALTIES	8831	311,304	314,542	300,000	300,000
PENALTIES AND COSTS ON DELINQUENT TAX	8841	419,471	396,800	420,000	420,000
TOTAL FINES FORFEITURES AND PENALTIES		730,776	711,342	720,000	720,000
STATE SB90	9253	67,029	0	0	0
TOTAL INTERGOVERNMENTAL REVENUE		67,029	0	0	0
ASSESSMENT AND TAX COLLECTION FEES	9411	81,883	98,261	80,000	80,000
PROPERTY TAX ADMIN FEES SB2557	9413	829,452	847,951	850,000	850,000
SPECIAL ASSESSMENT LINE FEE	9417	240,572	269,782	250,000	250,000
ADMINISTRATIVE SERVICES FEES	9705	1,245,716	1,254,206	1,336,557	1,336,557
OTHER CHARGES FOR SERVICES	9708	210,475	178,122	210,000	210,000
DIRECT CHARGE REVENUE	9730	0	26,153	0	0
COST ALLOCATION PLAN REVENUE	9731	176,652	420	0	0
TOTAL CHARGES FOR SERVICES		2,784,750	2,674,895	2,726,557	2,726,557
CASH OVERAGE	9789	342	4,226	0	0
MISCELLANEOUS REVENUE	9790	68,730	105,355	150,000	150,000
TOTAL MISCELLANEOUS REVENUES		69,071	109,581	150,000	150,000
TOTAL REVENUE		3,651,626	3,659,034	3,756,557	3,756,557
REGULAR SALARIES	1101	1,837,491	1,822,011	1,791,760	1,791,760
EXTRA HELP	1102	13,272	11,358	5,000	5,000
OVERTIME	1105	0	954	0	0
SUPPLEMENTAL PAYMENTS	1106	51,369	56,644	55,142	55,142
TERMINATIONS	1107	27,105	36,240	0	0
RETIREMENT CONTRIBUTION	1121	384,457	386,784	436,016	436,016
OASDI CONTRIBUTION	1122	112,290	110,137	121,642	121,642
FICA MEDICARE	1123	27,480	27,367	29,764	29,764
SAFE HARBOR	1124	863	0	0	0
RETIREE HEALTH PAYMENT 1099	1128	22,687	3,064	0	0
SUPP RETIREMENT PLAN PART D AND REPLA	1129	39,598	39,094	32,561	32,561
GROUP INSURANCE	1141	248,422	246,038	259,704	259,704
LIFE INSURANCE FOR DEPARTMENT HEADS A	1142	220	236	288	288
STATE UNEMPLOYMENT INSURANCE	1143	2,031	1,997	2,045	2,045
MANAGEMENT DISABILITY INSURANCE	1144	2,408	3,087	4,054	4,054
WORKERS' COMPENSATION INSURANCE	1165	14,611	16,058	19,991	19,991
401K PLAN	1171	27,988	26,510	28,717	28,717
TOTAL SALARIES AND EMPLOYEE BENEFITS		2,812,294	2,787,580	2,786,684	2,786,684
COMMUNICATIONS	2031	0	3,893	0	0
VOICE DATA ISF	2032	55,416	50,480	49,650	49,650
TELEPHONE CHGS - NON ISF	2032H	2,230	0	0	0
HOUSEKEEPING GROUNDS ISF CHARGS	2058	228	342	500	500
GENERAL INSURANCE ALLOCATION ISF	2071	19,361	23,536	23,293	23,293

BUDGET UNIT: 1700 TREASURER TAX COLLECTOR
FUNCTION: GENERAL
ACTIVITY: FINANCE

DETAIL BY REVENUE CATEGORY AND EXPENDITURE OBJECT		2014-15 FINAL ACTUALS	2015-16 ACTUAL ESTIMATED *	2016-17 RECOMMENDED	2016-17 ADOPTED BY THE BOARD OF SUPERVISORS
1		2	3	4	5
FACILITIES AND MATERIALS SQ FT ALLOCA	2114	138,492	144,264	148,022	148,022
FACILITIES PROJECTS ISF	2115	0	29,525	0	0
OTHER MAINTENANCE ISF	2116	6,741	6,616	3,000	3,000
MEMBERSHIPS AND DUES	2131	1,511	2,567	1,450	1,450
CASH SHORTAGE	2156	561	45,332	500	500
MISCELLANEOUS EXPENSE	2159	0	0	0	0
OFFICE SUPPLIES	2161	36,987	20,105	17,000	17,000
PRINTING AND BINDING NON ISF	2162	13,884	136	3,850	3,850
BOOKS AND PUBLICATIONS	2163	933	1,252	1,500	1,500
MAIL CENTER ISF	2164	45,052	46,339	15,000	15,000
PURCHASING CHARGES ISF	2165	4,289	3,239	3,506	3,506
GRAPHICS CHARGES ISF	2166	3,510	8,059	3,100	3,100
COPY MACHINE CHGS ISF	2167	2,555	1,971	2,934	2,934
STORES ISF	2168	5,562	4,397	6,600	6,600
POSTAGE AND SPECIAL DELIVERY	2169	0	338	100,100	100,100
MISCELLANEOUS OFFICE EXPENSE	2179	0	625	8,000	8,000
COLLECTION AND BILLING SERVICES	2191	0	12,000	350,000	350,000
TEMPORARY HELP	2192	9,375	2,207	0	0
SOFTWARE MAINTENANCE AGREEMENTS	2194	0	2,500	0	0
COMPUTER SERVICES NON ISF	2195H	15,783	0	0	0
OTHER PROFESSIONAL AND SPECIALIZED NO	2199	415,986	195,433	375,000	375,000
EMPLOYEE HEALTH SERVICES HCA	2201	0	4,590	4,000	4,000
INFORMATION TECHNOLOGY ISF	2202	841,311	780,952	1,072,186	1,072,186
COUNTY GEOGRAPHICAL INFORMATION SYSTE	2203	500	500	800	800
SPECIAL SERVICES ISF	2206	3,148	10,553	4,716	4,716
PUBLICATIONS AND LEGAL NOTICES	2221	14,757	14,585	15,500	15,500
STORAGE CHARGES ISF	2244	2,533	2,896	2,992	2,992
COMPUTER EQUIPMENT <5000	2261	46,989	4,385	10,000	10,000
FURNITURE AND FIXTURES <5000	2262	3,925	1,951	5,550	5,550
MINOR EQUIPMENT	2264	3,918	13,024	4,250	4,250
TRAINING ISF	2272	100	160	0	0
EDUCATION CONFERENCE AND SEMINARS	2273	11,657	8,985	9,000	9,000
PRIVATE VEHICLE MILEAGE	2291	4,736	7,062	6,500	6,500
TRAVEL EXPENSE	2292	24,999	23,941	19,000	19,000
TRANSPORTATION EXPENSE	2299	13	132	0	0
SPECIAL DEPT. EXP. - 01	2301H	35,501	0	0	0
MOTORPOOL ISF	2303	1,682	2,359	2,374	2,374
TOTAL SERVICES AND SUPPLIES		1,774,223	1,481,234	2,269,873	2,269,873
TOTAL EXPENDITURES/APPROPRIATIONS		4,586,517	4,268,814	5,056,557	5,056,557
NET COST		934,891	609,779	1,300,000	1,300,000

THIS PAGE INTENTIONALLY LEFT BLANK

FUND: G001 - GENERAL FUND
FUNCTION: GENERAL
ACTIVITY: COUNSEL

COUNTY COUNSEL - 1800

BUDGET OVERVIEW

	FINAL BUDGET FY 2015-16	ACTUAL PRIOR YEAR FY 2015-16	REQUESTED BUDGET FY 2016-17	RECOMMENDED BUDGET FY 2016-17	ADOPTED BUDGET FY 2016-17
TOTAL APPROPRIATIONS	5,892,716	5,743,805	5,736,238	5,736,238	5,736,238
TOTAL REVENUES	2,037,500	2,732,579	2,036,732	2,036,732	2,036,732
NET COUNTY COST	3,855,216	3,011,226	3,699,506	3,699,506	3,699,506
AUTH POSITIONS	0	0	37	37	37
FTE POSITIONS	0	0	36.5	36.5	36.5

BUDGET UNIT DESCRIPTION:

The County Counsel is the chief legal advisor on civil matters to the Board of Supervisors and to all County agencies and departments. The County Counsel handles the defense and prosecution of all civil litigation in which the County, its officers or agencies are involved, except certain tort matters. The County Counsel is also the legal advisor to several County-related independent agencies, to all special districts of which the Board of Supervisors is the governing body, and to all other special districts to which the office is obligated to provide legal services. The County Counsel also represents Children and Family Services in juvenile dependency trials and appeals, and the Public Guardian in Lanterman-Petris-Short Act (LPS) conservatorship hearings and trials.

BUDGET UNIT: 1800 COUNTY COUNSEL
FUNCTION: GENERAL
ACTIVITY: COUNSEL

DETAIL BY REVENUE CATEGORY AND EXPENDITURE OBJECT		2014-15 FINAL ACTUALS	2015-16 ACTUAL ESTIMATED *	2016-17 RECOMMENDED	2016-17 ADOPTED BY THE BOARD OF SUPERVISORS
1		2	3	4	5
STATE SB90	9253	20,309	(17,300)	0	0
TOTAL INTERGOVERNMENTAL REVENUE		20,309	(17,300)	0	0
PROPERTY TAX ADMIN FEES SB2557	9413	14,642	15,150	30,001	30,001
LEGAL SERVICES	9461	2,326,975	2,687,981	1,934,238	1,934,238
OTHER CHARGES FOR SERVICES	9708	0	23,867	15,000	15,000
COST ALLOCATION PLAN REVENUE	9731	0	22,880	57,493	57,493
TOTAL CHARGES FOR SERVICES		2,341,617	2,749,879	2,036,732	2,036,732
MISCELLANEOUS REVENUE	9790	0	0	0	0
TOTAL MISCELLANEOUS REVENUES		0	0	0	0
TOTAL REVENUE		2,361,926	2,732,579	2,036,732	2,036,732
REGULAR SALARIES	1101	4,305,466	4,501,041	4,831,927	4,831,927
EXTRA HELP	1102	76,003	149,189	87,000	87,000
OVERTIME	1105	0	117	0	0
SUPPLEMENTAL PAYMENTS	1106	63,853	71,449	79,364	79,364
TERMINATIONS	1107	218,707	296,449	0	0
RETIREMENT CONTRIBUTION	1121	871,920	865,771	917,752	917,752
OASDI CONTRIBUTION	1122	221,615	227,059	226,937	226,937
FICA MEDICARE	1123	66,377	71,568	71,908	71,908
SAFE HARBOR	1124	1,059	7,428	0	0
RETIREE HEALTH PAYMENT 1099	1128	30,491	10,554	0	0
GROUP INSURANCE	1141	265,352	270,238	278,365	278,365
LIFE INSURANCE FOR DEPARTMENT HEADS A	1142	1,575	1,577	1,680	1,680
STATE UNEMPLOYMENT INSURANCE	1143	5,225	5,543	5,321	5,321
MANAGEMENT DISABILITY INSURANCE	1144	22,727	29,646	37,448	37,448
WORKERS' COMPENSATION INSURANCE	1165	74,978	53,832	54,801	54,801
401K PLAN	1171	119,341	127,422	131,355	131,355
SALARY AND EMPLOYEE BENEFITS CURRENT	1992	(1,422,097)	(1,493,495)	(1,645,650)	(1,645,650)
TOTAL SALARIES AND EMPLOYEE BENEFITS		4,922,593	5,195,387	5,078,208	5,078,208
VOICE DATA ISF	2032	32,332	32,371	30,879	30,879
GENERAL INSURANCE ALLOCATION ISF	2071	18,320	37,646	36,821	36,821
EQUIPMENT MAINTENANCE CONTRACTS	2102	0	31	100	100
OFFICE EQUIP. MAINTENANCE	2102H	31	0	0	0
FACILITIES AND MATERIALS SQ FT ALLOCA	2114	162,228	169,044	173,317	173,317
FACILITIES PROJECTS ISF	2115	0	0	0	0
OTHER MAINTENANCE ISF	2116	971	190	2,000	2,000
MEMBERSHIPS AND DUES	2131	16,996	18,386	18,000	18,000
COST ALLOCATION PLAN CHARGES	2158	64,456	0	0	0
MISCELLANEOUS EXPENSE	2159	1,287	887	750	750
OFFICE SUPPLIES	2161	8,636	9,336	20,000	20,000
PRINTING AND BINDING NON ISF	2162	276	114	500	500
BOOKS AND PUBLICATIONS	2163	53,437	51,338	70,000	70,000
MAIL CENTER ISF	2164	7,618	8,389	8,276	8,276

BUDGET UNIT: 1800 COUNTY COUNSEL
FUNCTION: GENERAL
ACTIVITY: COUNSEL

DETAIL BY REVENUE CATEGORY AND EXPENDITURE OBJECT		2014-15 FINAL ACTUALS	2015-16 ACTUAL ESTIMATED *	2016-17 RECOMMENDED	2016-17 ADOPTED BY THE BOARD OF SUPERVISORS
1		2	3	4	5
PURCHASING CHARGES ISF	2165	1,610	1,693	1,744	1,744
GRAPHICS CHARGES ISF	2166	316	109	500	500
COPY MACHINE CHGS ISF	2167	7,351	9,768	10,864	10,864
STORES ISF	2168	229	300	600	600
POSTAGE AND SPECIAL DELIVERY	2169	0	804	1,000	1,000
MISCELLANEOUS OFFICE EXPENSE	2179	514	933	1,500	1,500
ATTORNEY SERVICES	2185	0	65	10,000	10,000
SOFTWARE MAINTENANCE AGREEMENTS	2194	0	23,987	10,000	10,000
COMPUTER SERVICES NON ISF	2195H	35,064	0	0	0
OTHER PROFESSIONAL AND SPECIALIZED NO	2199	4,477	50,756	65,000	65,000
EMPLOYEE HEALTH SERVICES HCA	2201	842	459	2,000	2,000
INFORMATION TECHNOLOGY ISF	2202	75,452	68,963	69,813	69,813
COUNTY GEOGRAPHICAL INFORMATION SYSTE	2203	559	500	815	815
SPECIAL SERVICES ISF	2206	385	315	132	132
STORAGE CHARGES ISF	2244	2,666	2,865	2,679	2,679
COMPUTER EQUIPMENT <5000	2261	11,217	6,212	58,000	58,000
FURNITURE AND FIXTURES <5000	2262	13,533	13,887	12,000	12,000
TRAINING ISF	2272	40	40	0	0
EDUCATION CONFERENCE AND SEMINARS	2273	174	13,458	29,000	29,000
PRIVATE VEHICLE MILEAGE	2291	6,328	8,056	5,700	5,700
TRAVEL EXPENSE	2292	13,428	4,741	15,000	15,000
TRANSPORTATION EXPENSE	2299	186	0	0	0
MOTORPOOL ISF	2303	634	281	1,040	1,040
TOTAL SERVICES AND SUPPLIES		541,593	535,922	658,030	658,030
BUILDINGS AND IMPROVEMENTS	4111	0	12,496	0	0
TOTAL FIXED ASSETS		0	12,496	0	0
TOTAL EXPENDITURES/APPROPRIATIONS		5,464,186	5,743,805	5,736,238	5,736,238
NET COST		3,102,260	3,011,226	3,699,506	3,699,506

THIS PAGE INTENTIONALLY LEFT BLANK

FUND: G001 - GENERAL FUND
FUNCTION: GENERAL
ACTIVITY: PERSONNEL

CIVIL SERVICE COMMISSION - 1850

BUDGET OVERVIEW

	FINAL BUDGET FY 2015-16	ACTUAL PRIOR YEAR FY 2015-16	REQUESTED BUDGET FY 2016-17	RECOMMENDED BUDGET FY 2016-17	ADOPTED BUDGET FY 2016-17
TOTAL APPROPRIATIONS	204,000	93,696	210,875	210,875	210,875
TOTAL REVENUES	64,000	43,124	70,875	70,875	70,875
NET COUNTY COST	140,000	50,572	140,000	140,000	140,000
AUTH POSITIONS	0	0	1	1	1
FTE POSITIONS	0	0	0.56	0.56	0.56

BUDGET UNIT DESCRIPTION:

The Civil Service Commission Board of Review and Appeals (Commission) is composed of five County residents appointed to four-year terms of office by the Board of Supervisors. Commissioners may be re-appointed for additional four-year terms at the pleasure of the Board. One regular, part-time employee (Commission Assistant) provides staff support to the Commission. The office of County Counsel advises the Commission at its regular meetings and in some contested hearings. The Commission also has contracts with two private attorneys who serve as "conflict law advisors" when County Counsel represents a County agency, department, or independent district, such as the Fire Protection District, appearing before the Commission in a contested disciplinary appeal.

The Commission is an independent, quasi-judicial body with both express and implied powers. Its duties and responsibilities are set forth in the County's Civil Service Ordinance and the County's Personnel Rules and Regulations. Subject to the terms of the Ordinance, Rules and Regulations, and certain other Board adopted resolutions and memoranda of understanding (union agreements), the Commission has the obligation and authority to:

- 1) Hear appeals of disciplinary actions resulting in a permanent employee's termination, demotion, suspension, or reduction in pay as well as in certain non-disciplinary actions involving voluntary terminations and involuntary resignations;
- 2) Hold hearings regarding allegations of discrimination in employment based on race, color, religion, national origin, sex, age, or functional limitation as defined by State or Federal law;
- 3) Consider amendments to the Personnel Rules and Regulations and make recommendations to the Board of Supervisors concerning any proposed changes;
- 4) Review protests regarding bargaining unit determinations and decide whether the determination should be sustained, modified, reversed or returned to the Human Resources Director for appropriate action;
- 5) Conduct an investigation to determine whether an agency or department has violated Article 20 of the Personnel Rules and Regulations (or any rule or regulation issued pursuant to Article 20) when requested by the County, an employee organization, or an employee; and
- 6) Conduct general investigations concerning the administration of the civil service system and review any aspect of the system.

BUDGET UNIT: 1850 CIVIL SERVICE COMMISSION
FUNCTION: GENERAL
ACTIVITY: PERSONNEL

DETAIL BY REVENUE CATEGORY AND EXPENDITURE OBJECT		2014-15 FINAL ACTUALS	2015-16 ACTUAL ESTIMATED *	2016-17 RECOMMENDED	2016-17 ADOPTED BY THE BOARD OF SUPERVISORS
1		2	3	4	5
COST ALLOCATION PLAN REVENUE	9731	0	43,124	50,875	50,875
TOTAL CHARGES FOR SERVICES		0	43,124	50,875	50,875
MISCELLANEOUS REVENUE	9790	0	0	20,000	20,000
TOTAL MISCELLANEOUS REVENUES		0	0	20,000	20,000
TOTAL REVENUE		0	43,124	70,875	70,875
REGULAR SALARIES	1101	48,539	48,985	58,320	58,320
SUPPLEMENTAL PAYMENTS	1106	2,427	2,449	2,920	2,920
FICA MEDICARE	1123	740	746	888	888
SAFE HARBOR	1124	4,338	4,895	5,812	5,812
GROUP INSURANCE	1141	5,286	4,636	5,616	5,616
LIFE INSURANCE FOR DEPARTMENT HEADS A	1142	45	39	47	47
STATE UNEMPLOYMENT INSURANCE	1143	61	62	68	68
MANAGEMENT DISABILITY INSURANCE	1144	283	331	412	412
WORKERS' COMPENSATION INSURANCE	1165	513	348	420	420
401K PLAN	1171	1,529	1,432	1,838	1,838
SALARY AND EMPLOYEE BENEFITS CURRENT	1991	0	9,138	15,921	15,921
TOTAL SALARIES AND EMPLOYEE BENEFITS		63,762	73,061	92,262	92,262
MEDICAL REIMBURSEMENT	2026H	406	0	0	0
VOICE DATA ISF	2032	645	975	883	883
GENERAL INSURANCE ALLOCATION ISF	2071	197	382	375	375
FACILITIES AND MATERIALS SQ FT ALLOCA	2114	4,080	4,248	4,357	4,357
MISCELLANEOUS EXPENSE	2159	0	459	0	0
OFFICE SUPPLIES	2161	523	599	800	800
PRINTING AND BINDING NON ISF	2162	0	0	150	150
MAIL CENTER ISF	2164	3,839	4,273	4,212	4,212
PURCHASING CHARGES ISF	2165	752	709	730	730
GRAPHICS CHARGES ISF	2166	0	64	650	650
MISCELLANEOUS OFFICE EXPENSE	2179	0	54	200	200
BOARD AND COMMISSION MEMBER COMPENSAT	2181	5,800	3,800	12,000	12,000
ATTORNEY SERVICES	2185	0	760	49,000	49,000
OTHER PROFESSIONAL AND SPECIALIZED NO	2199	13	0	22,055	22,055
INFORMATION TECHNOLOGY ISF	2202	849	1,300	16,301	16,301
SPECIAL SERVICES ISF	2206	2,463	1,615	3,000	3,000
COMPUTER EQUIPMENT <5000	2261	7,519	569	1,500	1,500
MINOR EQUIPMENT	2264	142	0	0	0
PRIVATE VEHICLE MILEAGE	2291	1,341	827	2,400	2,400
SPECIAL DEPT. EXP. - 01	2301H	6,573	0	0	0
TOTAL SERVICES AND SUPPLIES		35,142	20,635	118,613	118,613
TOTAL EXPENDITURES/APPROPRIATIONS		98,905	93,696	210,875	210,875
NET COST		98,905	50,572	140,000	140,000

FUND: G001 - GENERAL FUND
FUNCTION: GENERAL
ACTIVITY: ELECTIONS

ELECTIONS DIVISION - 1920

BUDGET OVERVIEW

	FINAL BUDGET FY 2015-16	ACTUAL PRIOR YEAR FY 2015-16	REQUESTED BUDGET FY 2016-17	RECOMMENDED BUDGET FY 2016-17	ADOPTED BUDGET FY 2016-17
TOTAL APPROPRIATIONS	5,187,695	4,331,677	4,980,000	4,980,000	4,980,000
TOTAL REVENUES	95,000	210,180	1,230,000	1,230,000	1,230,000
NET COUNTY COST	5,092,695	4,121,497	3,750,000	3,750,000	3,750,000
AUTH POSITIONS	0	0	20	20	20
FTE POSITIONS	0	0	20	20	20

BUDGET UNIT DESCRIPTION:

The Elections Division of the County Clerk and Recorder's Office conducts elections as required by law. The Elections Division conducts all federal, State, County, school and special district elections in the county, as well as general municipal elections for all 10 Ventura County cities. It administers voter registration and outreach programs; maintains the master voter file, master office and incumbent file, and master street index; performs petition signature verifications; processes Vote By Mail ballot requests and voted ballots; oversees the filing of legal documents by candidates seeking public office; performs the layout and proofing of all sample ballot, official ballot, and voter information materials; establishes precinct boundaries and polling place locations; recruits and trains precinct workers; maintains, tests, and distributes voting equipment to all polling places; tabulates all voted ballots; and conducts the official election canvass.

BUDGET UNIT: 1920 ELECTIONS DIVISION
FUNCTION: GENERAL
ACTIVITY: ELECTIONS

DETAIL BY REVENUE CATEGORY AND EXPENDITURE OBJECT		2014-15 FINAL ACTUALS	2015-16 ACTUAL ESTIMATED *	2016-17 RECOMMENDED	2016-17 ADOPTED BY THE BOARD OF SUPERVISORS
1		2	3	4	5
STATE SB90	9253	755,576	0	0	0
FEDERAL OTHER	9351	30,000	29,182	0	0
TOTAL INTERGOVERNMENTAL REVENUE		785,576	29,182	0	0
ELECTION SERVICES	9451	762,864	143,063	1,200,000	1,200,000
TOTAL CHARGES FOR SERVICES		762,864	143,063	1,200,000	1,200,000
OTHER SALES	9751	37,153	37,935	30,000	30,000
CONTRIBUTIONS AND DONATIONS	9770	275	0	0	0
CASH OVERAGE	9789	3	0	0	0
TOTAL MISCELLANEOUS REVENUES		37,431	37,935	30,000	30,000
TOTAL REVENUE		1,585,872	210,180	1,230,000	1,230,000
REGULAR SALARIES	1101	840,115	866,022	1,157,717	1,157,717
EXTRA HELP	1102	249,365	269,904	297,000	297,000
OVERTIME	1105	80,719	101,212	150,000	150,000
SUPPLEMENTAL PAYMENTS	1106	31,421	26,765	26,361	26,361
TERMINATIONS	1107	22,570	34,228	0	0
RETIREMENT CONTRIBUTION	1121	183,199	191,875	204,260	204,260
OASDI CONTRIBUTION	1122	57,727	60,287	59,562	59,562
FICA MEDICARE	1123	17,648	18,675	14,118	14,118
SAFE HARBOR	1124	19,494	25,484	0	0
GROUP INSURANCE	1141	114,098	121,258	108,972	108,972
LIFE INSURANCE FOR DEPARTMENT HEADS A	1142	90	90	96	96
STATE UNEMPLOYMENT INSURANCE	1143	1,439	1,502	984	984
MANAGEMENT DISABILITY INSURANCE	1144	1,169	1,574	1,824	1,824
WORKERS' COMPENSATION INSURANCE	1165	20,252	17,049	21,310	21,310
401K PLAN	1171	12,437	12,469	13,307	13,307
SALARY AND EMPLOYEE BENEFITS CURRENT	1992	0	0	(252,000)	(252,000)
TOTAL SALARIES AND EMPLOYEE BENEFITS		1,651,743	1,748,395	1,803,511	1,803,511
CLOTHING AND PERSONAL SUPPLIES	2021	0	330	0	0
UNIFORM ALLOWANCE	2022	0	0	500	500
SAFETY CLOTH & SUPPLIES	2023H	325	0	0	0
COMMUNICATIONS	2031	0	2,763	2,900	2,900
VOICE DATA ISF	2032	38,803	48,914	39,239	39,239
TELEPHONE CHGS - NON ISF	2032H	3,740	0	0	0
HOUSEKEEPING GROUNDS ISF CHARGS	2058	285	184	0	0
GENERAL INSURANCE ALLOCATION ISF	2071	10,777	14,382	16,806	16,806
EQUIPMENT MAINTENANCE	2101	0	21,228	155,300	155,300
EQUIPMENT MAINTENANCE CONTRACTS	2102	0	363,553	364,150	364,150
OTHER EQUIP. MAINTENANCE	2105H	324	0	0	0
FACILITIES AND MATERIALS SQ FT ALLOCA	2114	255,840	249,132	256,681	256,681
FACILITIES PROJECTS ISF	2115	0	3,976	15,000	15,000
OTHER MAINTENANCE ISF	2116	32,610	4,167	0	0
MEMBERSHIPS AND DUES	2131	200	75	300	300

BUDGET UNIT: 1920 ELECTIONS DIVISION
FUNCTION: GENERAL
ACTIVITY: ELECTIONS

DETAIL BY REVENUE CATEGORY AND EXPENDITURE OBJECT		2014-15 FINAL ACTUALS	2015-16 ACTUAL ESTIMATED *	2016-17 RECOMMENDED	2016-17 ADOPTED BY THE BOARD OF SUPERVISORS
1		2	3	4	5
OFFICE SUPPLIES	2161	7,265	9,693	8,000	8,000
PRINTING AND BINDING NON ISF	2162	85,092	741,248	1,366,338	1,366,338
BOOKS AND PUBLICATIONS	2163	1,854	1,204	2,095	2,095
MAIL CENTER ISF	2164	360,092	53,557	97,820	97,820
PURCHASING CHARGES ISF	2165	6,541	6,724	6,926	6,926
GRAPHICS CHARGES ISF	2166	3,901	5,089	15,500	15,500
COPY MACHINE CHGS ISF	2167	5,423	6,070	5,390	5,390
STORES ISF	2168	1,700	1,100	3,704	3,704
POSTAGE AND SPECIAL DELIVERY	2169	0	283,138	395,255	395,255
MISCELLANEOUS OFFICE EXPENSE	2179	18,098	35,245	26,785	26,785
TEMPORARY HELP	2192	0	51,821	468,000	468,000
COMPUTER SERVICES NON ISF	2195H	340,151	0	0	0
OTHER PROFESSIONAL AND SPECIALIZED NO	2199	204,783	222,256	279,885	279,885
EMPLOYEE HEALTH SERVICES HCA	2201	0	4,803	6,000	6,000
INFORMATION TECHNOLOGY ISF	2202	238,776	252,999	205,055	205,055
COUNTY GEOGRAPHICAL INFORMATION SYSTE	2203	7,009	6,082	8,282	8,282
SPECIAL SERVICES ISF	2206	4,864	5,006	5,030	5,030
PUBLICATIONS AND LEGAL NOTICES	2221	29,819	13,814	38,000	38,000
RENT AND LEASES EQUIPMENT NONCOUNTY O	2231	8,029	7,644	8,000	8,000
BUILDING LEASES AND RENTALS NONCOUNT	2241	16,089	8,036	10,500	10,500
STORAGE CHARGES ISF	2244	29,067	0	0	0
STORAGE CHARGES NON ISF	2245	0	36,792	35,000	35,000
COMPUTER EQUIPMENT <5000	2261	4,565	22,184	15,000	15,000
FURNITURE AND FIXTURES <5000	2262	0	0	0	0
MINOR EQUIPMENT	2264	0	0	5,000	5,000
TRAINING ISF	2272	120	60	0	0
EDUCATION CONFERENCE AND SEMINARS	2273	0	1,192	0	0
PRIVATE VEHICLE MILEAGE	2291	949	668	1,000	1,000
TRAVEL EXPENSE	2292	18,954	15,541	20,000	20,000
TRANSPORTATION EXPENSE	2299	0	39,504	40,375	40,375
GAS AND DIESEL FUEL ISF	2301	2,258	1,397	2,220	2,220
TRANSPORTATION CHARGES ISF	2302	4,976	4,982	5,371	5,371
SPECIAL DEPT. EXP. - 02	2302H	305,306	0	0	0
MOTORPOOL ISF	2303	2,231	1,967	1,539	1,539
SPECIAL DEPT. EXP. - 03	2303H	283,718	0	0	0
SPECIAL DEPT. EXP. - 04	2304H	39,530	0	0	0
SPECIAL DEPT. EXP. - 05	2305H	87,506	0	0	0
SERVICES AND SUPPLIES CURRENT YEAR AD	2992	0	0	(756,457)	(756,457)
TOTAL SERVICES AND SUPPLIES		2,461,571	2,548,521	3,176,489	3,176,489
EQUIPMENT	4601	0	34,760	0	0
TOTAL FIXED ASSETS		0	34,760	0	0
TOTAL EXPENDITURES/APPROPRIATIONS		4,113,314	4,331,677	4,980,000	4,980,000

DETAIL BY REVENUE CATEGORY AND EXPENDITURE OBJECT	2014-15 FINAL ACTUALS	2015-16 ACTUAL ESTIMATED *	2016-17 RECOMMENDED	2016-17 ADOPTED BY THE BOARD OF SUPERVISORS
1	2	3	4	5
NET COST	2,527,442	4,121,497	3,750,000	3,750,000

FUND: G001 - GENERAL FUND
FUNCTION: GENERAL
ACTIVITY: PLANT ACQUISITION

CAPITAL PROJECTS - 1060

BUDGET OVERVIEW

	FINAL BUDGET FY 2015-16	ACTUAL PRIOR YEAR FY 2015-16	REQUESTED BUDGET FY 2016-17	RECOMMENDED BUDGET FY 2016-17	ADOPTED BUDGET FY 2016-17
TOTAL APPROPRIATIONS	6,794,492	6,409,669	175,674	195,861	195,861
TOTAL REVENUES	613,379	613,378	0	0	0
NET COUNTY COST	6,181,113	5,796,290	175,674	195,861	195,861

AUTH POSITIONS
FTE POSITIONS

BUDGET UNIT DESCRIPTION:

This budget unit provides funding for General Fund capital project activities. The County Executive Office administers this budget unit in coordination with those departments/agencies whose projects have been recommended to receive funding.

BUDGET UNIT: 1060 CAPITAL PROJECTS
FUNCTION: GENERAL
ACTIVITY: PLANT ACQUISITION

DETAIL BY REVENUE CATEGORY AND EXPENDITURE OBJECT		2014-15 FINAL ACTUALS	2015-16 ACTUAL ESTIMATED *	2016-17 RECOMMENDED	2016-17 ADOPTED BY THE BOARD OF SUPERVISORS
1		2	3	4	5
LONGTERM DEBT PROCEEDS	9841	530,614	613,378	0	0
TOTAL OTHER FINANCING SOURCES		530,614	613,378	0	0
TOTAL REVENUE		530,614	613,378	0	0
BUILDINGS AND IMPROVEMENTS	4111	0	0	195,861	195,861
CENTERPOINT MALL TENANT IMPROVEMENTS	4215	892,338	0	0	0
1911 WILLIAMS DRIVE OXNARD	4224	530,614	737,013	0	0
2130 N VENTURA ROAD BUILDING	4227	0	2,150,943	0	0
5851 THILLE DRIVE VENTURA	4228	0	3,521,712	0	0
TOTAL FIXED ASSETS		1,422,951	6,409,669	195,861	195,861
TOTAL EXPENDITURES/APPROPRIATIONS		1,422,951	6,409,669	195,861	195,861
NET COST		892,338	5,796,290	195,861	195,861

FUND: G001 - GENERAL FUND
FUNCTION: GENERAL
ACTIVITY: PLANT ACQUISITION

PROPERTY TAX ASSESSMENT AND COLLECTION SYSTEM - 1590

BUDGET OVERVIEW

	FINAL BUDGET FY 2015-16	ACTUAL PRIOR YEAR FY 2015-16	REQUESTED BUDGET FY 2016-17	RECOMMENDED BUDGET FY 2016-17	ADOPTED BUDGET FY 2016-17
TOTAL APPROPRIATIONS	13,257,410	29,746	8,560,210	8,560,210	8,560,210
TOTAL REVENUES	13,257,410	0	0	8,560,210	8,560,210
NET COUNTY COST	0	29,746	8,560,210	0	0

AUTH POSITIONS
FTE POSITIONS

BUDGET UNIT DESCRIPTION:

This budget unit records the activity related to the implementation of the Property Tax Assessment and Collection System ("PTACS") project. On March 15, 2016, the Board of Supervisors approved the PTACS project to replace all of the existing County property tax systems with a new, current state of technology system. The new system will be internally developed by the County of Ventura Information Technology Services Department ("ITSD") and will provide the means for the Assessor, Auditor-Controller, and Treasurer-Tax Collector to more efficiently administer their statutory mandates and meet the increasing needs and expectations of their stakeholders and the public by improving workflow, business processes and enhancing information exchange among the departments.

BUDGET UNIT: 1590 PROPERTY TAX ASSESSMENT AND COLLECTION S
FUNCTION: GENERAL
ACTIVITY: PLANT ACQUISITION

DETAIL BY REVENUE CATEGORY AND EXPENDITURE OBJECT		2014-15 FINAL ACTUALS	2015-16 ACTUAL ESTIMATED *	2016-17 RECOMMENDED	2016-17 ADOPTED BY THE BOARD OF SUPERVISORS
1		2	3	4	5
LONGTERM DEBT PROCEEDS	9841	0	0	8,560,210	8,560,210
TOTAL OTHER FINANCING SOURCES		0	0	8,560,210	8,560,210
TOTAL REVENUE		0	0	8,560,210	8,560,210
FACILITIES AND MATERIALS SQ FT ALLOCA	2114	0	1,559	100,000	100,000
FACILITIES PROJECTS ISF	2115	0	1,114	0	0
OTHER PROFESSIONAL AND SPECIALIZED NO	2199	0	0	0	0
INFORMATION TECHNOLOGY ISF	2202	0	18,499	0	0
COMPUTER EQUIPMENT <5000	2261	0	0	35,000	35,000
FURNITURE AND FIXTURES <5000	2262	0	0	50,000	50,000
UTILITIES	2311	0	78	0	0
TOTAL SERVICES AND SUPPLIES		0	21,250	185,000	185,000
PROPERTY TAX ASSESSMENT AND COLLECTIO	4713	0	8,495	8,375,210	8,375,210
TOTAL FIXED ASSETS		0	8,495	8,375,210	8,375,210
TOTAL EXPENDITURES/APPROPRIATIONS		0	29,746	8,560,210	8,560,210
NET COST		0	29,746	0	0

FUND: C010 - SANTA ROSA ROAD ASSESSMENT DISTRICT
FUNCTION: GENERAL
ACTIVITY: PLANT ACQUISITION

SANTA ROSA ROAD ASSESSMENT DISTRICT - 4460

BUDGET OVERVIEW

	FINAL BUDGET FY 2015-16	ACTUAL PRIOR YEAR FY 2015-16	REQUESTED BUDGET FY 2016-17	RECOMMENDED BUDGET FY 2016-17	ADOPTED BUDGET FY 2016-17
TOTAL APPROPRIATIONS	21,400	20,213	23,000	23,000	23,000
TOTAL REVENUES	21,400	20,902	23,000	23,000	23,000
NET COUNTY COST	0	(689)	0	0	0

AUTH POSITIONS
FTE POSITIONS

BUDGET UNIT DESCRIPTION:

Public Works Agency's Santa Rosa Road Assessment District (SRRAD) Fund is responsible for the operations and maintenance of the Santa Rosa Road Traffic Signal Synchronization Project. Revenue is derived from a special assessment levied on SRRAD property owners.

BUDGET UNIT: 4460 SANTA ROSA ROAD ASSESSMENT DISTRICT
FUNCTION: GENERAL
ACTIVITY: PLANT ACQUISITION

DETAIL BY REVENUE CATEGORY AND EXPENDITURE OBJECT		2014-15 FINAL ACTUALS	2015-16 ACTUAL ESTIMATED *	2016-17 RECOMMENDED	2016-17 ADOPTED BY THE BOARD OF SUPERVISORS
1		2	3	4	5
PENALTIES AND COSTS ON DELINQUENT TAX	8841	91	26	0	0
TOTAL FINES FORFEITURES AND PENALTIES		91	26	0	0
INVESTMENT INCOME	8911	122	227	100	100
TOTAL REVENUE USE OF MONEY AND PROPERTY		122	227	100	100
SPECIAL ASSESSMENTS	9421	19,806	20,649	22,900	22,900
TOTAL CHARGES FOR SERVICES		19,806	20,649	22,900	22,900
TOTAL REVENUE		20,019	20,902	23,000	23,000
EQUIPMENT MAINTENANCE CONTRACTS	2102	0	15,900	17,600	17,600
COST ALLOCATION PLAN CHARGES	2158	0	0	0	0
UTILITIES	2311	4,178	4,314	5,400	5,400
SPECIAL DEPT. EXP. - 16	2316H	13,455	0	0	0
TOTAL SERVICES AND SUPPLIES		17,633	20,213	23,000	23,000
TOTAL EXPENDITURES/APPROPRIATIONS		17,633	20,213	23,000	23,000
NET COST		(2,386)	(689)	0	0

FUND: G001 - GENERAL FUND
FUNCTION: GENERAL
ACTIVITY: PLANT ACQUISITION

GSA REQUIRED MAINTENANCE - 4500

BUDGET OVERVIEW

	FINAL BUDGET FY 2015-16	ACTUAL PRIOR YEAR FY 2015-16	REQUESTED BUDGET FY 2016-17	RECOMMENDED BUDGET FY 2016-17	ADOPTED BUDGET FY 2016-17
TOTAL APPROPRIATIONS	10,755,251	7,943,619	8,000,000	8,000,000	8,000,000
TOTAL REVENUES	0	105,389	0	0	0
NET COUNTY COST	10,755,251	7,838,230	8,000,000	8,000,000	8,000,000

AUTH POSITIONS
FTE POSITIONS

BUDGET UNIT DESCRIPTION:

Required Maintenance is a General Fund budget unit administered by General Services Agency's Facilities and Materials Department in coordination with the County Executive Office. The purpose of this budget unit is to provide funding for ongoing planned maintenance activities required to preserve existing infrastructure/facilities, including painting, roofing, carpet replacement, equipment maintenance, renovations, and security improvements. This budget unit also provides funding for unanticipated maintenance and repair costs related to disasters and accidents and other extraordinary expenses. The General Services Agency maintains day-to-day management and accounting responsibility with CEO oversight.

BUDGET UNIT: 4500 GSA REQUIRED MAINTENANCE
FUNCTION: GENERAL
ACTIVITY: PLANT ACQUISITION

DETAIL BY REVENUE CATEGORY AND EXPENDITURE OBJECT		2014-15 FINAL ACTUALS	2015-16 ACTUAL ESTIMATED *	2016-17 RECOMMENDED	2016-17 ADOPTED BY THE BOARD OF SUPERVISORS
1		2	3	4	5
MISCELLANEOUS REVENUE	9790	(60,046)	105,389	0	0
TOTAL MISCELLANEOUS REVENUES		(60,046)	105,389	0	0
TOTAL REVENUE		(60,046)	105,389	0	0
VOICE DATA ISF	2032	1,723	0	0	0
HOUSEKEEPING GROUNDS ISF CHARGS	2058	3,416	1,350	0	0
BUILDINGS AND IMPROVEMENTS MAINTENANC	2112	0	4,069,603	6,684,448	6,684,448
FACILITIES PROJECTS ISF	2115	0	3,758,183	1,217,833	1,217,833
OTHER MAINTENANCE ISF	2116	153	18,316	0	0
PURCHASING CHARGES ISF	2165	3,725	4,282	4,282	4,282
GRAPHICS CHARGES ISF	2166	2,807	542	2,891	2,891
SPECIAL SERVICES ISF	2206	139	66,900	63,916	63,916
SPECIAL DEPT. EXP. - 06	2306H	5,589	0	0	0
SPECIAL DEPT. EXP. - 14	2314H	356,898	0	0	0
SPECIAL DEPT. EXP. - 15	2315H	208,860	0	0	0
SPECIAL DEPT. EXP. - 17	2317H	598,455	0	0	0
SPECIAL DEPT. EXP. - 18	2318H	400,348	0	0	0
SPECIAL DEPT. EXP. - 19	2319H	526,048	0	0	0
SPECIAL DEPT. EXP. - 21	2321H	1,062,317	0	0	0
SPECIAL DEPT. EXP. - 29	2329H	2,841,086	0	0	0
TOTAL SERVICES AND SUPPLIES		6,011,562	7,919,176	7,973,370	7,973,370
INTERFUND EXPENSE ADMINISTRATIVE	3912	25,708	24,443	26,630	26,630
TOTAL OTHER CHARGES		25,708	24,443	26,630	26,630
TOTAL EXPENDITURES/APPROPRIATIONS		6,037,270	7,943,619	8,000,000	8,000,000
NET COST		6,097,316	7,838,230	8,000,000	8,000,000

FUND: G001 - GENERAL FUND
FUNCTION: GENERAL
ACTIVITY: OTHER GENERAL

GENERAL PURPOSE (INDIRECT) REV - 1070

BUDGET OVERVIEW

	FINAL BUDGET FY 2015-16	ACTUAL PRIOR YEAR FY 2015-16	REQUESTED BUDGET FY 2016-17	RECOMMENDED BUDGET FY 2016-17	ADOPTED BUDGET FY 2016-17
TOTAL APPROPRIATIONS	0	0	0	0	0
TOTAL REVENUES	365,850,000	370,347,087	378,645,000	378,645,000	378,645,000
NET COUNTY COST	(365,850,000)	(370,347,087)	(378,645,000)	(378,645,000)	(378,645,000)

AUTH POSITIONS
FTE POSITIONS

BUDGET UNIT DESCRIPTION:

This budget unit was established to facilitate separate accounting of unrestricted revenue sources which comprise the funding basis for the departmental net cost for all General Fund budgets.

BUDGET UNIT: 1070 GENERAL PURPOSE (INDIRECT) REV
FUNCTION: GENERAL
ACTIVITY: OTHER GENERAL

DETAIL BY REVENUE CATEGORY AND EXPENDITURE OBJECT		2014-15 FINAL ACTUALS	2015-16 ACTUAL ESTIMATED *	2016-17 RECOMMENDED	2016-17 ADOPTED BY THE BOARD OF SUPERVISORS
1		2	3	4	5
PROPERTY TAXES CURRENT SECURED	8511	180,737,920	190,968,111	195,500,000	195,500,000
PROPERTY TAXES CURRENT UNSECURED	8521	5,437,241	5,596,321	5,600,000	5,600,000
PROPERTY TAXES PRIOR SECURED	8531	(23,549)	(24,960)	0	0
PROPERTY TAXES PRIOR UNSECURED	8541	209,907	283,516	250,000	250,000
SUPPLEMENTAL PROPERTY TAXES CURRENT	8551	3,673,088	3,615,091	3,750,000	3,750,000
SUPPLEMENTAL PROPERTY TAXES PRIOR	8561	119,350	81,719	250,000	250,000
RESIDUAL PROPERTY TAXES	8571	0	6,727,957	0	6,500,000
PASSTHROUGH PROPERTY TAXES	8581	0	16,395,163	0	15,500,000
PROPERTY TAXES IN LIEU OF VEHICLE LIC	8591	96,054,191	100,005,987	103,500,000	103,500,000
SALES AND USE TAXES	8601	7,179,127	8,031,658	8,600,000	8,600,000
IN-LIEU LOCAL SALES AND USE TAX	8602	4,038,069	0	0	0
CONTRA RETAIL SALES AND USE TAX	8603	(34,863)	(38,212)	0	0
PROPERTY TRANSFER TAX	8671	5,034,271	5,317,653	5,500,000	5,500,000
BED TAX TRANSIENT OCCUPANCY TAX	8672	459,460	571,553	500,000	500,000
OTHER TAXES	8673	1,578	1,180	0	0
TOTAL TAXES		302,885,788	337,532,736	323,450,000	345,450,000
BUSINESS LICENSES	8721	0	1,471,443	1,600,000	1,600,000
BUSINESS CERTIFICATES	8724H	1,588,078	0	0	0
FRANCHISES	8761	4,824,681	4,374,944	4,800,000	4,800,000
TOTAL LICENSES PERMITS AND FRANCHISES		6,412,758	5,846,388	6,400,000	6,400,000
FORFEITURES AND PENALTIES	8831	306,391	532,670	250,000	250,000
PENALTIES AND COSTS ON DELINQUENT TAX	8841	0	9,288,998	9,100,000	9,100,000
PENALTIES/COSTS-DEL TAXES-IND	8842H	8,964,807	0	0	0
TOTAL FINES FORFEITURES AND PENALTIES		9,271,198	9,821,668	9,350,000	9,350,000
INVESTMENT INCOME	8911	0	165,073	0	0
INVESTMENT INCOME INDIRECT	8912	3,864,404	965,643	1,000,000	1,000,000
INTEREST EARNINGS-LOAN	8914H	0	0	0	0
TOTAL REVENUE USE OF MONEY AND PROPERTY		3,864,404	1,130,716	1,000,000	1,000,000
INTERGOVERNMENTAL PRIOR YEAR REVENUE	9001	0	285,122	0	0
STATE HOMEOWNERS PROPERTY TAX RELIEF	9211	1,645,674	1,688,114	1,700,000	1,700,000
IN-LIEU TAXES OTHER	9251	0	324	0	0
FEDERAL IN-LIEU TAXES	9341	1,341,505	1,592,811	1,450,000	1,450,000
OTHER IN-LIEU REVENUES	9361	14,881	13,418	0	0
RDA PASS THROUGH	9372	21,602,450	0	22,000,000	0
TOTAL INTERGOVERNMENTAL REVENUE		24,604,510	3,579,789	25,150,000	3,150,000
ASSESSMENT AND TAX COLLECTION FEES	9411	0	0	0	0
CHANGE OF OWNERSHIP PENALTY	9412	101,146	27,136	100,000	100,000
COLLECTION FEE	9414	6,239	0	0	0
CONTRACT REVENUE	9703	3,685,348	4,172,304	4,750,000	4,750,000
COST ALLOCATION PLAN REVENUE	9731	885,068	1,516,969	1,945,000	1,945,000
TOTAL CHARGES FOR SERVICES		4,677,800	5,716,410	6,795,000	6,795,000
MISCELLANEOUS REVENUE	9790	0	132,696	0	0

BUDGET UNIT: 1070 GENERAL PURPOSE (INDIRECT) REV
FUNCTION: GENERAL
ACTIVITY: OTHER GENERAL

DETAIL BY REVENUE CATEGORY AND EXPENDITURE OBJECT	2014-15 FINAL ACTUALS	2015-16 ACTUAL ESTIMATED *	2016-17 RECOMMENDED	2016-17 ADOPTED BY THE BOARD OF SUPERVISORS
1	2	3	4	5
TOTAL MISCELLANEOUS REVENUES	0	132,696	0	0
PREMIUM ON INVESTMENTS 9843	6,199,231	6,586,683	6,500,000	6,500,000
TOTAL OTHER FINANCING SOURCES	6,199,231	6,586,683	6,500,000	6,500,000
TOTAL REVENUE	357,915,690	370,347,087	378,645,000	378,645,000
NET COST	(357,915,690)	(370,347,087)	(378,645,000)	(378,645,000)

THIS PAGE INTENTIONALLY LEFT BLANK

FUND: G001 - GENERAL FUND
FUNCTION: GENERAL
ACTIVITY: OTHER GENERAL

PUBLIC WORKS SERVICES GENERAL FUND - 4000

BUDGET OVERVIEW

	FINAL BUDGET FY 2015-16	ACTUAL PRIOR YEAR FY 2015-16	REQUESTED BUDGET FY 2016-17	RECOMMENDED BUDGET FY 2016-17	ADOPTED BUDGET FY 2016-17
TOTAL APPROPRIATIONS	2,223,750	1,999,376	2,024,870	1,959,112	1,959,112
TOTAL REVENUES	1,515,800	733,317	1,315,800	1,213,600	1,213,600
NET COUNTY COST	707,950	1,266,059	709,070	745,512	745,512

AUTH POSITIONS
FTE POSITIONS

BUDGET UNIT DESCRIPTION:

The Public Works Agency provides various ongoing engineering, surveying, development, real estate, and special project services to the General Fund. Real Estate Services provides management for the approximately 40 franchises that include water, pipeline, wastewater lines, cable television, electricity, oil and natural gas pipelines. Services include negotiating, administering, and enforcing the terms of these franchises. Real Estate Services also provides property acquisition, management and administration to various county departments. Development and Inspection Services oversees land development activities for the County; issues grading permits, and reviews unauthorized grading and drainage complaints. The Watershed Protection District administers the programs required by the County Floodplain Management Ordinance and the National Flood Insurance Program. Engineering Services provides the County surveyor functions, map checking, preparation and maintenance of County maps, filing and assistance to the public in locating maps and surveying records, discovery of illegal subdivision activity, and horizontal and vertical control surveys. Additional engineering services include engineering assistance to County departments, contract processing and preparation of standards and manuals.

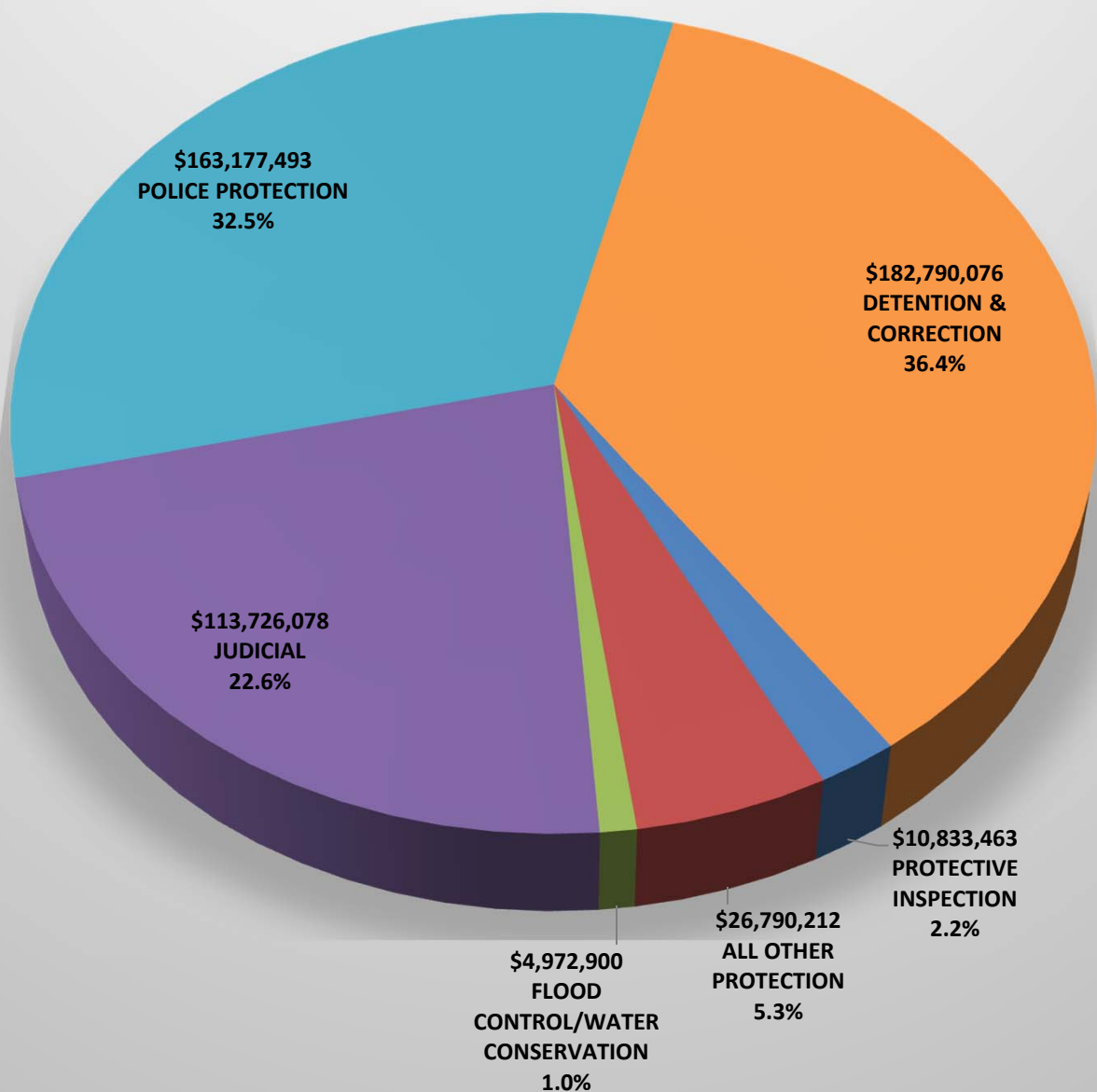
BUDGET UNIT: 4000 PUBLIC WORKS SERVICES GENERAL FUND
FUNCTION: GENERAL
ACTIVITY: OTHER GENERAL

DETAIL BY REVENUE CATEGORY AND EXPENDITURE OBJECT		2014-15 FINAL ACTUALS	2015-16 ACTUAL ESTIMATED *	2016-17 RECOMMENDED	2016-17 ADOPTED BY THE BOARD OF SUPERVISORS
1		2	3	4	5
INVESTMENT INCOME	8911	1,171	3,400	0	0
TOTAL REVENUE USE OF MONEY AND PROPERTY		1,171	3,400	0	0
PLANNING AND ENGINEERING SERVICES	9481	994,512	729,917	1,213,600	1,213,600
TOTAL CHARGES FOR SERVICES		994,512	729,917	1,213,600	1,213,600
TOTAL REVENUE		995,683	733,317	1,213,600	1,213,600
VOICE DATA ISF	2032	0	0	0	0
MAIL CENTER ISF	2164	1,411	14,012	500	500
GRAPHICS CHARGES ISF	2166	3,290	1,798	2,000	2,000
STORES ISF	2168	0	980	0	0
GRAND JURY PAYMENTS	2182	0	0	100,000	100,000
ENGINEERING AND TECHNICAL SURVEYS	2183	107,250	125,869	75,000	75,000
ATTORNEY SERVICES	2185	1,433	23,519	0	0
COLLECTION AND BILLING SERVICES	2191	0	0	4,600	4,600
OTHER PROFESSIONAL AND SPECIALIZED NO	2199	10,975	0	3,300	3,300
MANAGEMENT AND ADMIN SURVEY ISF	2204	0	99,804	97,100	97,100
PUBLIC WORKS ISF CHARGES	2205	1,613,188	1,733,395	1,676,612	1,676,612
SPECIAL DEPT. EXP. - 14	2314H	106,104	0	0	0
TOTAL SERVICES AND SUPPLIES		1,843,650	1,999,376	1,959,112	1,959,112
TOTAL EXPENDITURES/APPROPRIATIONS		1,843,650	1,999,376	1,959,112	1,959,112
NET COST		847,967	1,266,059	745,512	745,512

THIS PAGE INTENTIONALLY LEFT BLANK

COUNTY OF VENTURA
PUBLIC PROTECTION FUNCTION BY ACTIVITY
GOVERNMENTAL FUNDS
FISCAL YEAR 2016-17

\$502,290,222



FUND: G001 - GENERAL FUND
FUNCTION: PUBLIC PROTECTION
ACTIVITY: JUDICIAL

TRIAL COURT FUNDING - 1110

BUDGET OVERVIEW

	FINAL BUDGET FY 2015-16	ACTUAL PRIOR YEAR FY 2015-16	REQUESTED BUDGET FY 2016-17	RECOMMENDED BUDGET FY 2016-17	ADOPTED BUDGET FY 2016-17
TOTAL APPROPRIATIONS	21,973,976	22,013,238	22,345,728	22,345,728	22,345,728
TOTAL REVENUES	13,823,976	13,596,004	14,145,728	14,145,728	14,145,728
NET COUNTY COST	8,150,000	8,417,234	8,200,000	8,200,000	8,200,000

AUTH POSITIONS
FTE POSITIONS

BUDGET UNIT DESCRIPTION:

The Trial Court Funding Act of 1997 (Assembly Bill 233) Chapter 850, Statutes of 1997 made the State responsible for funding court operations effective January 1, 1998. The County is responsible for Maintenance of Effort payments to the State based largely on the County's FY 1994-95 level of funding for the Courts. The State will be required to fund all future growth in court operations costs. The County is also responsible for directly funding court facilities, collections and certain judicial benefits. AB 233 also made the County responsible for the coordination, budgets and administrative support/services of the Grand Jury, Indigent Defense, and Alternative Dispute Resolution.

BUDGET UNIT: 1110 TRIAL COURT FUNDING
FUNCTION: PUBLIC PROTECTION
ACTIVITY: JUDICIAL

DETAIL BY REVENUE CATEGORY AND EXPENDITURE OBJECT		2014-15 FINAL ACTUALS	2015-16 ACTUAL ESTIMATED *	2016-17 RECOMMENDED	2016-17 ADOPTED BY THE BOARD OF SUPERVISORS
1		2	3	4	5
VEHICLE CODE FINES	8811	26,218	30,992	40,000	40,000
DUI REVENUE	8812	755,733	685,891	800,000	800,000
OTHER COURT FINES	8821	1,156,221	1,155,079	1,175,000	1,175,000
FORFEITURES AND PENALTIES	8831	1,400,265	1,335,105	1,500,000	1,500,000
TOTAL FINES FORFEITURES AND PENALTIES		3,338,437	3,207,067	3,515,000	3,515,000
COURT SERVICES	9521	5,662,427	6,170,759	6,555,728	6,555,728
COURT FEES AND COSTS	9523H	699,003	0	0	0
OTHER CHARGES FOR SERVICES	9708	0	63,702	0	0
COST ALLOCATION PLAN REVENUE	9731	101,509	(0)	0	0
TOTAL CHARGES FOR SERVICES		6,462,939	6,234,460	6,555,728	6,555,728
MISCELLANEOUS REVENUE	9790	4,036,935	4,154,477	4,075,000	4,075,000
TOTAL MISCELLANEOUS REVENUES		4,036,935	4,154,477	4,075,000	4,075,000
TOTAL REVENUE		13,838,311	13,596,004	14,145,728	14,145,728
GENERAL INSURANCE ALLOCATION ISF	2071	52,914	86,522	89,957	89,957
FACILITIES AND MATERIALS SQ FT ALLOCA	2114	0	0	0	0
OTHER MAINTENANCE ISF	2116	0	1,311	0	0
MISCELLANEOUS EXPENSE	2159	0	432,255	450,750	450,750
COURT REPORTER	2186	5,642	33,772	100,000	100,000
OTHER PROFESSIONAL AND SPECIALIZED NO	2199	0	6,636,429	6,900,000	6,900,000
COURT REPORTER-TRANSCRIPT	2207H	8,502	0	0	0
SPECIAL DEPT. EXP. - 04	2304H	99,750	0	0	0
SPECIAL DEPT. EXP. - 05	2305H	332,159	0	0	0
SPECIAL DEPT. EXP. - 29	2329H	6,860,799	0	0	0
TOTAL SERVICES AND SUPPLIES		7,359,765	7,190,289	7,540,707	7,540,707
CONTRIBUTIONS TO OUTSIDE AGENCIES	3811	14,787,681	14,822,949	14,805,021	14,805,021
TOTAL OTHER CHARGES		14,787,681	14,822,949	14,805,021	14,805,021
TOTAL EXPENDITURES/APPROPRIATIONS		22,147,446	22,013,238	22,345,728	22,345,728
NET COST		8,309,135	8,417,234	8,200,000	8,200,000

FUND: G001 - GENERAL FUND
FUNCTION: PUBLIC PROTECTION
ACTIVITY: JUDICIAL

GRAND JURY - 2000

BUDGET OVERVIEW

	FINAL BUDGET FY 2015-16	ACTUAL PRIOR YEAR FY 2015-16	REQUESTED BUDGET FY 2016-17	RECOMMENDED BUDGET FY 2016-17	ADOPTED BUDGET FY 2016-17
TOTAL APPROPRIATIONS	375,000	299,580	375,000	375,000	375,000
TOTAL REVENUES	0	0	0	0	0
NET COUNTY COST	375,000	299,580	375,000	375,000	375,000

AUTH POSITIONS
FTE POSITIONS

BUDGET UNIT DESCRIPTION:

The Grand Jury is a statutorily required and empowered representative body consisting of 19 citizens selected annually by the Superior Court to serve during the County's fiscal year. Historically, the Grand Jury has provided the dual functions of: 1) Hearing criminal matters presented and returning indictments thereon, thus requiring defendants to answer to criminal charges in the Superior Court; and 2) Investigating and reporting as to the fiscal condition, management and operations of County departments and other agencies of local government. In FY 2002-03, separate Grand Juries were appointed to review criminal matters and return indictments on an as-needed basis. In FY 2003-04, separate budget units were established for the Civil (Unit 2001) and Criminal (Unit 2003) Grand Juries. Since FY 2009-10 separate Grand Juries continue to be impaneled on an as-needed basis for criminal matters.

BUDGET UNIT: 2000 GRAND JURY
FUNCTION: PUBLIC PROTECTION
ACTIVITY: JUDICIAL

DETAIL BY REVENUE CATEGORY AND EXPENDITURE OBJECT		2014-15 FINAL ACTUALS	2015-16 ACTUAL ESTIMATED *	2016-17 RECOMMENDED	2016-17 ADOPTED BY THE BOARD OF SUPERVISORS
1		2	3	4	5
STATE SB90	9253	443,410	0	0	0
TOTAL INTERGOVERNMENTAL REVENUE		443,410	0	0	0
TOTAL REVENUE		443,410	0	0	0
VOICE DATA ISF	2032	17,297	17,840	16,350	16,350
GENERAL INSURANCE ALLOCATION ISF	2071	1,038	10,624	6,086	6,086
FACILITIES AND MATERIALS SQ FT ALLOCA	2114	78,120	83,028	88,709	88,709
FACILITIES PROJECTS ISF	2115	0	3,033	0	0
OTHER MAINTENANCE ISF	2116	135	0	0	0
MISCELLANEOUS EXPENSE	2159	0	779	500	500
OFFICE SUPPLIES	2161	1,772	850	1,600	1,600
PRINTING AND BINDING NON ISF	2162	0	238	700	700
BOOKS AND PUBLICATIONS	2163	249	0	300	300
MAIL CENTER ISF	2164	3,874	4,170	4,248	4,248
PURCHASING CHARGES ISF	2165	140	99	102	102
GRAPHICS CHARGES ISF	2166	2,483	2,197	3,075	3,075
COPY MACHINE CHGS ISF	2167	3,242	3,988	3,624	3,624
STORES ISF	2168	0	7	0	0
MISCELLANEOUS OFFICE EXPENSE	2179	365	665	600	600
GRAND JURY PAYMENTS	2182	103,350	90,859	132,031	132,031
OTHER PROFESSIONAL AND SPECIALIZED NO	2199	57	76	3,939	3,939
INFORMATION TECHNOLOGY ISF	2202	7,549	7,070	7,075	7,075
SPECIAL SERVICES ISF	2206	2,128	2,208	1,860	1,860
PUBLICATIONS AND LEGAL NOTICES	2221	0	0	500	500
COMPUTER EQUIPMENT <5000	2261	5,902	5,238	3,000	3,000
EDUCATION CONFERENCE AND SEMINARS	2273	0	1,370	2,000	2,000
PRIVATE VEHICLE MILEAGE	2291	73,710	65,240	97,680	97,680
TRAVEL EXPENSE	2292	1,291	0	1,000	1,000
TRANSPORTATION CHARGES ISF	2302	116	0	0	0
MOTORPOOL ISF	2303	20	0	21	21
TOTAL SERVICES AND SUPPLIES		302,840	299,580	375,000	375,000
TOTAL EXPENDITURES/APPROPRIATIONS		302,840	299,580	375,000	375,000
NET COST		(140,570)	299,580	375,000	375,000

FUND: G001 - GENERAL FUND
FUNCTION: PUBLIC PROTECTION
ACTIVITY: JUDICIAL

DISTRICT ATTORNEY - 2100

BUDGET OVERVIEW

	FINAL BUDGET FY 2015-16	ACTUAL PRIOR YEAR FY 2015-16	REQUESTED BUDGET FY 2016-17	RECOMMENDED BUDGET FY 2016-17	ADOPTED BUDGET FY 2016-17
TOTAL APPROPRIATIONS	47,652,664	47,231,784	48,334,667	48,334,667	47,962,153
TOTAL REVENUES	18,108,877	17,983,224	18,071,075	18,071,075	17,698,561
NET COUNTY COST	29,543,787	29,248,560	30,263,592	30,263,592	30,263,592
AUTH POSITIONS	0	0	271	271	271
FTE POSITIONS	0	0	269	269	269

BUDGET UNIT DESCRIPTION:

The District Attorney's Office provides County residents with the following services: prosecution of all State crimes, both felonies and misdemeanors; 24-hour on-call search warrant and legal assistance to all Ventura County law enforcement agencies; 24-hour on-call response teams of attorneys and investigators for homicides, police shootings and major offenses; narcotic asset forfeiture actions; consumer and environmental protection; civil and criminal enforcement of the hazardous waste disposal law; assistance to crime victims; coordination of witness appearances; prosecution of juvenile crimes; representation of the State in State habeas corpus proceedings; prosecution of writs and appeals; special investigations into public corruption and organized crime; Non-Sufficient Fund Restitution/Prosecution services; Welfare Fraud Investigation and Prosecution; Child Recovery; and advice and assistance to the Grand Jury in a variety of investigations.

BUDGET UNIT: 2100 DISTRICT ATTORNEY
FUNCTION: PUBLIC PROTECTION
ACTIVITY: JUDICIAL

DETAIL BY REVENUE CATEGORY AND EXPENDITURE OBJECT		2014-15 FINAL ACTUALS	2015-16 ACTUAL ESTIMATED *	2016-17 RECOMMENDED	2016-17 ADOPTED BY THE BOARD OF SUPERVISORS
1		2	3	4	5
OTHER LICENSES AND PERMITS	8799	777,398	755,817	777,398	777,398
TOTAL LICENSES PERMITS AND FRANCHISES		777,398	755,817	777,398	777,398
FORFEITURES AND PENALTIES	8831	1,251,237	2,016,316	2,409,470	2,209,470
TOTAL FINES FORFEITURES AND PENALTIES		1,251,237	2,016,316	2,409,470	2,209,470
INVESTMENT INCOME	8911	23,367	41,352	6,114	6,114
TOTAL REVENUE USE OF MONEY AND PROPERTY		23,367	41,352	6,114	6,114
STATE MOTOR VEHICLE MATCH	9034	294,143	0	0	0
STATE SOCIAL SERVICES PUBLIC ASSISTAN	9073	468,857	737,423	763,000	763,000
STATE PROPOSITION 172 PUBLIC SAFETY F	9231	6,502,075	6,706,657	6,955,708	6,955,708
STATE CITIZENS OPTION FOR PUBLIC SAFE	9241	233,892	241,648	242,541	242,541
STATE OTHER	9252	2,768,748	2,814,605	2,646,535	2,646,535
STATE SB90	9253	3,370,120	763,198	1,106,500	933,986
STATE AB1913 JUVENILE PROGRAMS	9254	0	264,020	68,846	68,846
2011 REALIGNMENT SALES TAX PUBLIC SAF	9255	684,341	588,285	588,285	588,285
FEDERAL PUBLIC ASSISTANCE PROGRAMS	9273	0	12,431	15,346	15,346
FEDERAL OTHER	9351	0	32,703	40,000	40,000
OTHER GOVERNMENTAL AGENCIES	9371	1,923,184	1,781,530	1,374,082	1,374,082
TOTAL INTERGOVERNMENTAL REVENUE		16,245,360	13,942,499	13,800,843	13,628,329
COURT SERVICES	9521	0	22,092	22,000	22,000
COURT FEES AND COSTS	9523H	21,178	0	0	0
RECORDING FEES	9561	996,874	968,454	875,000	875,000
TOTAL CHARGES FOR SERVICES		1,018,052	990,546	897,000	897,000
MISCELLANEOUS REVENUE	9790	198,519	236,693	165,250	165,250
TOTAL MISCELLANEOUS REVENUES		198,519	236,693	165,250	165,250
TRANSFERS IN FROM OTHER FUNDS	9831	44,700	0	15,000	15,000
TOTAL OTHER FINANCING SOURCES		44,700	0	15,000	15,000
TOTAL REVENUE		19,558,633	17,983,224	18,071,075	17,698,561
REGULAR SALARIES	1101	24,847,899	26,453,393	27,993,303	27,620,789
EXTRA HELP	1102	388,654	370,348	450,000	450,000
OVERTIME	1105	285,077	287,499	70,576	70,576
SUPPLEMENTAL PAYMENTS	1106	512,760	604,948	539,797	539,797
TERMINATIONS	1107	740,812	853,303	0	0
CALL BACK STAFFING	1108	31,034	4,898	31,359	31,359
RETIREMENT CONTRIBUTION	1121	7,500,291	7,556,942	8,163,836	8,163,836
OASDI CONTRIBUTION	1122	1,065,425	1,113,695	1,140,781	1,140,781
FICA MEDICARE	1123	379,762	406,412	428,440	428,440
SAFE HARBOR	1124	25,370	28,814	0	0
IN-LIEU CONTRIBUTIONS	1125	130,151	135,610	101,814	101,814
RETIREE HEALTH PAYMENT 1099	1128	1,395	9,830	0	0
SUPP RETIREMENT PLAN PART D AND REPLA	1129	59,386	59,216	35,610	35,610
GROUP INSURANCE	1141	1,878,684	1,949,879	1,939,824	1,939,824
LIFE INSURANCE FOR DEPARTMENT HEADS A	1142	5,064	5,253	5,616	5,616

BUDGET UNIT: 2100 DISTRICT ATTORNEY
FUNCTION: PUBLIC PROTECTION
ACTIVITY: JUDICIAL

DETAIL BY REVENUE CATEGORY AND EXPENDITURE OBJECT		2014-15 FINAL ACTUALS	2015-16 ACTUAL ESTIMATED *	2016-17 RECOMMENDED	2016-17 ADOPTED BY THE BOARD OF SUPERVISORS
1		2	3	4	5
STATE UNEMPLOYMENT INSURANCE	1143	30,243	32,213	29,622	29,622
MANAGEMENT DISABILITY INSURANCE	1144	93,360	131,952	145,814	145,814
WORKERS' COMPENSATION INSURANCE	1165	1,074,417	792,177	839,475	839,475
401K PLAN	1171	542,279	599,748	612,103	612,103
SALARY AND EMPLOYEE BENEFITS CURRENT	1991	0	0	0	0
SALARY AND EMPLOYEE BENEFITS CURRENT	1992	(20,433)	0	0	0
TOTAL SALARIES AND EMPLOYEE BENEFITS		39,571,629	41,396,129	42,527,970	42,155,456
CLOTHING AND PERSONAL SUPPLIES	2021	0	27,875	17,000	17,000
UNIFORM ALLOWANCE	2022	35,000	35,875	33,625	33,625
SAFETY CLOTH & SUPPLIES	2023H	28,858	0	0	0
MEDICAL REIMBURSEMENT	2026H	200	0	0	0
COMMUNICATIONS	2031	0	42,717	39,101	39,101
VOICE DATA ISF	2032	318,896	359,648	332,971	332,971
TELEPHONE CHGS - NON ISF	2032H	46,605	0	0	0
RADIO COMMUNICATIONS ISF	2033	11,571	16,211	21,308	21,308
HOUSEKEEPING GROUNDS ISF CHARGS	2058	0	230	0	0
GENERAL INSURANCE ALLOCATION ISF	2071	286,719	763,388	1,170,177	1,170,177
INCOME PROTECTION PLAN PAYMENTS	2080	17,268	(12,588)	0	0
WITNESS AND INTERPRETER EXPENSE	2091	66,693	403,609	158,517	158,517
WITNESS EXPENSE-OTHER	2093H	6,125	0	0	0
EQUIPMENT MAINTENANCE	2101	0	3,234	7,080	7,080
OFFICE EQUIP. MAINTENANCE	2102H	2,695	0	0	0
MAINTENANCE SUPPLIES AND PARTS	2104	0	429	0	0
BUILDINGS AND IMPROVEMENTS MAINTENANCE	2112	0	0	1,087	1,087
FACILITIES AND MATERIALS SQ FT ALLOCA	2114	849,234	857,616	887,696	887,696
FACILITIES PROJECTS ISF	2115	0	69,095	0	0
OTHER MAINTENANCE ISF	2116	16,396	16,730	9,511	9,511
IMPROVEMENTS-MAINTENANCE	2123H	135	0	0	0
MEMBERSHIPS AND DUES	2131	71,738	72,494	65,000	65,000
MISCELLANEOUS EXPENSE	2159	3,741	25,173	17,289	17,289
OFFICE SUPPLIES	2161	164,155	179,917	174,938	174,938
PRINTING AND BINDING NON ISF	2162	9,961	5,186	27,271	27,271
BOOKS AND PUBLICATIONS	2163	35,876	26,347	56,691	56,691
MAIL CENTER ISF	2164	66,333	68,103	71,673	71,673
PURCHASING CHARGES ISF	2165	12,513	18,257	18,805	18,805
GRAPHICS CHARGES ISF	2166	11,297	10,896	10,864	10,864
COPY MACHINE CHGS ISF	2167	120,118	124,556	119,540	119,540
STORES ISF	2168	3,897	5,268	0	0
MISCELLANEOUS OFFICE EXPENSE	2179	0	0	652	652
SPECIAL OFFICE EXPENSE	2180H	2,982	0	0	0
ATTORNEY SERVICES	2185	0	4,500	0	0
COURT REPORTER	2186	0	27,555	15,852	15,852

BUDGET UNIT: 2100 DISTRICT ATTORNEY
FUNCTION: PUBLIC PROTECTION
ACTIVITY: JUDICIAL

DETAIL BY REVENUE CATEGORY AND EXPENDITURE OBJECT		2014-15 FINAL ACTUALS	2015-16 ACTUAL ESTIMATED *	2016-17 RECOMMENDED	2016-17 ADOPTED BY THE BOARD OF SUPERVISORS
1		2	3	4	5
TEMPORARY HELP	2192	0	0	3,170	3,170
MARKETING AND ADVERTISING	2193	0	300	0	0
SOFTWARE MAINTENANCE AGREEMENTS	2194	0	3,380	0	0
COMPUTER SERVICES NON ISF	2195H	137,654	0	0	0
CONTRIBUTIONS TO NON GOVERNMENTAL AGE	2196	0	25,000	0	0
OTHER PROFESSIONAL AND SPECIALIZED NO	2199	420,712	728,801	598,100	598,100
EMPLOYEE HEALTH SERVICES HCA	2201	0	21,273	30,000	30,000
INFORMATION TECHNOLOGY ISF	2202	474,956	506,033	534,286	534,286
COUNTY GEOGRAPHICAL INFORMATION SYSTE	2203	1,965	1,965	2,710	2,710
SPECIAL SERVICES ISF	2206	13,750	17,561	13,788	13,788
COURT REPORTER-TRANSCRIPT	2207H	21,648	0	0	0
PUBLICATIONS AND LEGAL NOTICES	2221	6,274	2,750	9,120	9,120
RENT AND LEASES EQUIPMENT NONCOUNTY O	2231	4,213	2,841	4,755	4,755
BUILDING LEASES AND RENTALS NONCOUNT	2241	351,955	286,675	351,957	351,957
BUILDING LEASES AND RENTALS COUNTY OW	2242	0	65,280	66,121	66,121
STORAGE CHARGES ISF	2244	105,001	108,030	71,643	71,643
STORAGE CHARGES NON ISF	2245	0	7,871	0	0
COMPUTER EQUIPMENT <5000	2261	70,318	125,173	129,717	129,717
FURNITURE AND FIXTURES <5000	2262	14,161	50,705	45,339	45,339
LEGAL DOCUMENTS/CERT	2262H	4,148	0	0	0
MINOR EQUIPMENT	2264	52,565	19,166	58,013	58,013
TRAINING ISF	2272	940	720	0	0
EDUCATION CONFERENCE AND SEMINARS	2273	39,942	75,618	24,000	24,000
PRIVATE VEHICLE MILEAGE	2291	26,427	28,043	20,000	20,000
TRAVEL EXPENSE	2292	135,218	182,285	64,543	64,543
TRANSPORTATION EXPENSE	2299	3,226	696	42,272	42,272
GAS AND DIESEL FUEL ISF	2301	84,672	75,750	89,193	89,193
TRANSPORTATION CHARGES ISF	2302	287,054	282,745	379,322	379,322
SPECIAL DEPT. EXP. - 02	2302H	11,127	0	0	0
MOTORPOOL ISF	2303	0	0	0	0
SPECIAL DEPT. EXP. - 03	2303H	17,399	0	0	0
TRANSPORTATION WORK ORDER	2304	0	9,108	0	0
SPECIAL DEPT. EXP. - 04	2304H	15,134	0	0	0
SPECIAL DEPT. EXP. - 06	2306H	266,616	0	0	0
UTILITIES	2311	28,752	30,521	12,000	12,000
TOTAL SERVICES AND SUPPLIES		4,784,834	5,810,608	5,806,697	5,806,697
EQUIPMENT	4601	0	25,048	0	0
COMPUTER EQUIPMENT	4862H	23,758	0	0	0
OTHER EQUIPMENT	4889H	19,471	0	0	0
TOTAL FIXED ASSETS		43,228	25,048	0	0
TOTAL EXPENDITURES/APPROPRIATIONS		44,399,691	47,231,784	48,334,667	47,962,153
NET COST		24,841,058	29,248,560	30,263,592	30,263,592

FUND: G001 - GENERAL FUND
FUNCTION: PUBLIC PROTECTION
ACTIVITY: JUDICIAL

PUBLIC DEFENDER OFFICE - 2200

BUDGET OVERVIEW

	FINAL BUDGET FY 2015-16	ACTUAL PRIOR YEAR FY 2015-16	REQUESTED BUDGET FY 2016-17	RECOMMENDED BUDGET FY 2016-17	ADOPTED BUDGET FY 2016-17
TOTAL APPROPRIATIONS	18,306,767	17,440,889	18,917,575	18,917,575	18,917,575
TOTAL REVENUES	4,216,565	4,238,706	4,244,250	4,244,250	4,244,250
NET COUNTY COST	14,090,202	13,202,183	14,673,325	14,673,325	14,673,325
AUTH POSITIONS	0	0	104	104	104
FTE POSITIONS	0	0	103	103	103

BUDGET UNIT DESCRIPTION:

The Public Defender's Office provides mandated, quality legal representation to indigent defendants and juveniles in all court proceedings at the least possible expense to the County. The office functions in collaboration with participants of the criminal justice system to insure its efficient operation while protecting the constitutionally guaranteed rights of accused persons. The office also represents persons alleged to be mentally ill, developmentally disabled or in need of conservatorship. Every activity is mandated by statute, or the State or Federal Constitution.

BUDGET UNIT: 2200 PUBLIC DEFENDER OFFICE
FUNCTION: PUBLIC PROTECTION
ACTIVITY: JUDICIAL

DETAIL BY REVENUE CATEGORY AND EXPENDITURE OBJECT		2014-15 FINAL ACTUALS	2015-16 ACTUAL ESTIMATED *	2016-17 RECOMMENDED	2016-17 ADOPTED BY THE BOARD OF SUPERVISORS
1		2	3	4	5
STATE MOTOR VEHICLE MATCH	9034	126,061	0	0	0
STATE SOCIAL SERVICES PUBLIC ASSISTAN	9073	200,939	316,038	327,000	327,000
STATE PROPOSITION 172 PUBLIC SAFETY F	9231	2,539,330	2,619,228	2,716,493	2,716,493
STATE SB90	9253	139,858	(342)	0	0
STATE AB1913 JUVENILE PROGRAMS	9254	0	39,282	0	0
2011 REALIGNMENT SALES TAX PUBLIC SAF	9255	943,104	876,388	876,388	876,388
FEDERAL PUBLIC ASSISTANCE PROGRAMS	9273	0	12,431	0	0
TOTAL INTERGOVERNMENTAL REVENUE		3,949,292	3,863,025	3,919,881	3,919,881
LEGAL SERVICES	9461	146,061	182,078	157,322	157,322
COURT SERVICES	9521	0	193,603	167,047	167,047
COURT FEES AND COSTS	9523H	181,228	0	0	0
TOTAL CHARGES FOR SERVICES		327,289	375,680	324,369	324,369
TOTAL REVENUE		4,276,581	4,238,706	4,244,250	4,244,250
REGULAR SALARIES	1101	10,123,780	10,912,405	12,010,454	12,010,454
EXTRA HELP	1102	147,215	23,654	92,209	92,209
OVERTIME	1105	6,721	13,679	17,000	17,000
SUPPLEMENTAL PAYMENTS	1106	199,874	226,198	230,368	230,368
TERMINATIONS	1107	440,781	401,266	0	0
CALL BACK STAFFING	1108	2,843	4,707	8,000	8,000
RETIREMENT CONTRIBUTION	1121	2,160,708	2,093,690	2,404,566	2,404,566
OASDI CONTRIBUTION	1122	566,133	577,594	604,037	604,037
FICA MEDICARE	1123	155,173	164,121	179,096	179,096
SAFE HARBOR	1124	14,784	9,197	17,359	17,359
RETIREE HEALTH PAYMENT 1099	1128	17,054	18,213	0	0
GROUP INSURANCE	1141	720,011	789,074	812,960	812,960
LIFE INSURANCE FOR DEPARTMENT HEADS A	1142	2,709	2,819	2,834	2,834
STATE UNEMPLOYMENT INSURANCE	1143	12,322	13,124	12,337	12,337
MANAGEMENT DISABILITY INSURANCE	1144	45,477	61,998	71,915	71,915
WORKERS' COMPENSATION INSURANCE	1165	205,791	139,287	204,435	204,435
401K PLAN	1171	247,709	254,806	280,327	280,327
SALARY AND EMPLOYEE BENEFITS CURRENT	1992	(11,519)	0	0	0
TOTAL SALARIES AND EMPLOYEE BENEFITS		15,057,566	15,705,831	16,947,897	16,947,897
COMMUNICATIONS	2031	0	13,638	15,500	15,500
VOICE DATA ISF	2032	138,389	105,583	98,102	98,102
TELEPHONE CHGS - NON ISF	2032H	12,847	0	0	0
RADIO COMMUNICATIONS ISF	2033	8,800	9,600	9,600	9,600
HOUSEKEEPING GROUNDS ISF CHARGS	2058	0	17	0	0
GENERAL INSURANCE ALLOCATION ISF	2071	57,695	86,978	81,639	81,639
WITNESS AND INTERPRETER EXPENSE	2091	6,775	9,754	3,000	3,000
FACILITIES AND MATERIALS SQ FT ALLOCA	2114	255,228	252,744	263,502	263,502
OTHER MAINTENANCE ISF	2116	15,492	7,829	0	0
MEMBERSHIPS AND DUES	2131	37,170	36,473	36,391	36,391

BUDGET UNIT: 2200 PUBLIC DEFENDER OFFICE
FUNCTION: PUBLIC PROTECTION
ACTIVITY: JUDICIAL

DETAIL BY REVENUE CATEGORY AND EXPENDITURE OBJECT		2014-15 FINAL ACTUALS	2015-16 ACTUAL ESTIMATED *	2016-17 RECOMMENDED	2016-17 ADOPTED BY THE BOARD OF SUPERVISORS
1		2	3	4	5
MISCELLANEOUS EXPENSE	2159	0	3,864	6,000	6,000
OFFICE SUPPLIES	2161	50,554	50,524	50,000	50,000
PRINTING AND BINDING NON ISF	2162	14,728	13,201	15,550	15,550
BOOKS AND PUBLICATIONS	2163	68,580	57,031	62,850	62,850
MAIL CENTER ISF	2164	19,571	20,467	21,491	21,491
PURCHASING CHARGES ISF	2165	5,031	3,747	3,860	3,860
GRAPHICS CHARGES ISF	2166	9,611	8,457	7,500	7,500
COPY MACHINE CHGS ISF	2167	22,753	24,628	22,613	22,613
STORES ISF	2168	3,420	4,109	2,800	2,800
COURT REPORTER	2186	0	0	3,000	3,000
SOFTWARE MAINTENANCE AGREEMENTS	2194	0	5,150	0	0
OTHER PROFESSIONAL AND SPECIALIZED NO	2199	295,256	259,427	428,936	428,936
EMPLOYEE HEALTH SERVICES HCA	2201	2,526	6,111	8,966	8,966
INFORMATION TECHNOLOGY ISF	2202	422,922	413,314	434,159	434,159
COUNTY GEOGRAPHICAL INFORMATION SYSTE	2203	500	500	815	815
SPECIAL SERVICES ISF	2206	2,847	2,394	264	264
BUILDING LEASES AND RENTALS NONCOUNT	2241	103,047	103,047	103,047	103,047
STORAGE CHARGES ISF	2244	45,199	57,419	48,504	48,504
COMPUTER EQUIPMENT <5000	2261	43,835	9,742	41,117	41,117
FURNITURE AND FIXTURES <5000	2262	154,348	10,887	10,000	10,000
MINOR EQUIPMENT	2264	28,041	12,114	16,488	16,488
TRAINING ISF	2272	760	480	500	500
EDUCATION CONFERENCE AND SEMINARS	2273	35,971	62,850	65,135	65,135
PRIVATE VEHICLE MILEAGE	2291	5,658	5,719	5,427	5,427
TRAVEL EXPENSE	2292	18,050	16,864	7,000	7,000
GAS AND DIESEL FUEL NON ISF	2294	0	0	100	100
TRANSPORTATION EXPENSE	2299	30	130	100	100
GAS AND DIESEL FUEL ISF	2301	10,803	9,711	11,446	11,446
TRANSPORTATION CHARGES ISF	2302	55,936	50,557	84,276	84,276
MOTORPOOL ISF	2303	10	0	0	0
SPECIAL DEPT. EXP. - 04	2304H	3,940	0	0	0
TOTAL SERVICES AND SUPPLIES		1,956,323	1,735,057	1,969,678	1,969,678
TOTAL EXPENDITURES/APPROPRIATIONS		17,013,890	17,440,889	18,917,575	18,917,575
NET COST		12,737,309	13,202,183	14,673,325	14,673,325

THIS PAGE INTENTIONALLY LEFT BLANK

FUND: G001 - GENERAL FUND
FUNCTION: PUBLIC PROTECTION
ACTIVITY: JUDICIAL

INDIGENT LEGAL SERVICE - 2220

BUDGET OVERVIEW

	FINAL BUDGET FY 2015-16	ACTUAL PRIOR YEAR FY 2015-16	REQUESTED BUDGET FY 2016-17	RECOMMENDED BUDGET FY 2016-17	ADOPTED BUDGET FY 2016-17
TOTAL APPROPRIATIONS	2,483,500	2,138,852	2,483,500	2,483,500	2,483,500
TOTAL REVENUES	58,500	58,681	58,500	58,500	58,500
NET COUNTY COST	2,425,000	2,080,170	2,425,000	2,425,000	2,425,000

AUTH POSITIONS
FTE POSITIONS

BUDGET UNIT DESCRIPTION:

Indigent Legal Services funds legal services to indigents in cases in which the Public Defender has a conflict of interest or is unable to act. This includes costs for the indigent defense contract with Conflict Defense Associates (CDA) as well as ancillary costs for criminal appeals, investigations, and other indigent services. The State Penal Code authorizes the Superior Court (Court) to contract with attorneys for such representation, but the amount of compensation and expenses is subject to funding approval by the Board of Supervisors. The Court contracts with CDA to represent indigents when the Public Defender has declared a conflict with a case. As a result of Trial Court Funding legislation, the County is also responsible for contract budget administration. When CDA has a conflict or reaches its maximum of six defendants in a multiple defendant trial, the Court appoints a private attorney for representation whose costs are paid by this budget unit. Costs for any other attorney appointments (e.g., civil paternity and family support, etc.) are also included.

BUDGET UNIT: 2220 INDIGENT LEGAL SERVICE
FUNCTION: PUBLIC PROTECTION
ACTIVITY: JUDICIAL

DETAIL BY REVENUE CATEGORY AND EXPENDITURE OBJECT		2014-15 FINAL ACTUALS	2015-16 ACTUAL ESTIMATED *	2016-17 RECOMMENDED	2016-17 ADOPTED BY THE BOARD OF SUPERVISORS
1		2	3	4	5
STATE MOTOR VEHICLE MATCH	9034	42,020	0	0	0
STATE SOCIAL SERVICES PUBLIC ASSISTAN	9073	66,980	41,056	42,500	42,500
TOTAL INTERGOVERNMENTAL REVENUE		109,000	41,056	42,500	42,500
LEGAL SERVICES	9461	17,939	17,626	16,000	16,000
TOTAL CHARGES FOR SERVICES		17,939	17,626	16,000	16,000
TOTAL REVENUE		126,939	58,681	58,500	58,500
WITNESS AND INTERPRETER EXPENSE	2091	17,213	14,006	50,000	50,000
WITNESS EXPENSE-OTHER	2093H	23,500	0	0	0
GRAPHICS CHARGES ISF	2166	0	0	4,000	4,000
COPY MACHINE CHGS ISF	2167	2,256	3,077	0	0
ATTORNEY SERVICES	2185	0	2,138,254	2,310,000	2,310,000
COURT REPORTER	2186	0	0	18,500	18,500
PSYCHIATRIC FEES	2189	4,750	11,423	10,000	10,000
OTHER PROFESSIONAL AND SPECIALIZED NO	2199	2,455,680	(27,908)	91,000	91,000
COURT REPORTER-TRANSCRIPT	2207H	12,836	0	0	0
SPECIAL DEPT. EXP. - 28	2328H	7,790	0	0	0
SPECIAL DEPT. EXP. - 29	2329H	4,858	0	0	0
SPECIAL DEPT. EXP. - 30	2330H	35,748	0	0	0
TOTAL SERVICES AND SUPPLIES		2,564,630	2,138,852	2,483,500	2,483,500
TOTAL EXPENDITURES/APPROPRIATIONS		2,564,630	2,138,852	2,483,500	2,483,500
NET COST		2,437,691	2,080,170	2,425,000	2,425,000

FUND: S050 - VC DEPT CHILD SUPPORT SERVICES
FUNCTION: PUBLIC PROTECTION
ACTIVITY: JUDICIAL

VC DEPT CHILD SUPPORT SERVICES - 2250

BUDGET OVERVIEW

	FINAL BUDGET FY 2015-16	ACTUAL PRIOR YEAR FY 2015-16	REQUESTED BUDGET FY 2016-17	RECOMMENDED BUDGET FY 2016-17	ADOPTED BUDGET FY 2016-17
TOTAL APPROPRIATIONS	21,294,010	20,982,675	21,642,122	21,642,122	21,642,122
TOTAL REVENUES	21,273,297	20,981,006	21,642,122	21,642,122	21,642,122
NET COUNTY COST	20,713	1,669	0	0	0

AUTH POSITIONS
FTE POSITIONS

BUDGET UNIT DESCRIPTION:

The mission of the Ventura County Department of Child Support Services (VDCSS) is to promote the best interests of children and families by working to ensure that children receive consistent and reliable support from both custodial and noncustodial parents. VDCSS provides a full range of child support services for County residents and responds to intergovernmental requests from other states, tribal authorities and other countries for assistance. The department serves both TANF/welfare and non-welfare families. Services include locate, establishment and enforcement of orders for child and medical support, paternity determination, and responds to customers via the statewide telephone system, Enterprise Customer Service Solution (ECSS) for Ventura County and 16 other counties.

BUDGET UNIT: 2250 VC DEPT CHILD SUPPORT SERVICES
FUNCTION: PUBLIC PROTECTION
ACTIVITY: JUDICIAL

DETAIL BY REVENUE CATEGORY AND EXPENDITURE OBJECT		2014-15 FINAL ACTUALS	2015-16 ACTUAL ESTIMATED *	2016-17 RECOMMENDED	2016-17 ADOPTED BY THE BOARD OF SUPERVISORS
1		2	3	4	5
INVESTMENT INCOME	8911	2,498	4,648	1,500	1,500
TOTAL REVENUE USE OF MONEY AND PROPERTY		2,498	4,648	1,500	1,500
STATE OTHER	9252	7,000,000	7,168,660	7,352,711	7,352,711
FEDERAL PUBLIC ASSISTANCE ADMINISTRAT	9261	13,588,228	13,801,023	14,272,911	14,272,911
OTHER GOVERNMENTAL AGENCIES	9371	0	0	0	0
TOTAL INTERGOVERNMENTAL REVENUE		20,588,228	20,969,683	21,625,622	21,625,622
MISCELLANEOUS REVENUE	9790	520	65	0	0
TOTAL MISCELLANEOUS REVENUES		520	65	0	0
TRANSFERS IN FROM OTHER FUNDS	9831	12,362	6,611	15,000	15,000
TOTAL OTHER FINANCING SOURCES		12,362	6,611	15,000	15,000
TOTAL REVENUE		20,603,608	20,981,006	21,642,122	21,642,122
REGULAR SALARIES	1101	11,902,060	12,071,452	13,256,651	13,256,651
OVERTIME	1105	9,907	13,123	0	0
SUPPLEMENTAL PAYMENTS	1106	365,685	384,816	438,965	438,965
TERMINATIONS	1107	346,824	384,617	350,000	350,000
RETIREMENT CONTRIBUTION	1121	2,488,185	2,615,751	2,784,902	2,784,902
OASDI CONTRIBUTION	1122	726,972	734,048	814,663	814,663
FICA MEDICARE	1123	177,392	180,413	199,423	199,423
RETIREE HEALTH PAYMENT 1099	1128	25,582	19,378	30,019	30,019
GROUP INSURANCE	1141	1,475,459	1,477,246	1,540,818	1,540,818
LIFE INSURANCE FOR DEPARTMENT HEADS A	1142	905	932	1,008	1,008
STATE UNEMPLOYMENT INSURANCE	1143	14,338	14,536	13,755	13,755
MANAGEMENT DISABILITY INSURANCE	1144	14,015	18,408	21,302	21,302
WORKERS' COMPENSATION INSURANCE	1165	328,414	291,659	394,729	394,729
401K PLAN	1171	195,637	198,171	269,935	269,935
SALARY AND EMPLOYEE BENEFITS CURRENT	1992	0	0	(858,067)	(858,067)
TOTAL SALARIES AND EMPLOYEE BENEFITS		18,071,375	18,404,551	19,258,103	19,258,103
COMMUNICATIONS	2031	0	4,417	7,000	7,000
VOICE DATA ISF	2032	208,349	250,383	199,032	199,032
TELEPHONE CHGS - NON ISF	2032H	5,921	0	0	0
RADIO COMMUNICATIONS ISF	2033	9,600	9,600	9,600	9,600
JANITORIAL SERVICES NON ISF	2055	109,896	109,896	112,001	112,001
HOUSEKEEPING GROUNDS ISF CHARGS	2058	115	0	150	150
GENERAL INSURANCE ALLOCATION ISF	2071	61,294	125,654	102,521	102,521
WITNESS AND INTERPRETER EXPENSE	2091	28,550	0	0	0
EQUIPMENT MAINTENANCE	2101	0	734	4,550	4,550
EQUIPMENT MAINTENANCE CONTRACTS	2102	0	3,399	3,570	3,570
OFFICE EQUIP. MAINTENANCE	2102H	4,067	0	0	0
FACILITIES AND MATERIALS SQ FT ALLOCA	2114	0	78,275	87,263	87,263
OTHER MAINTENANCE ISF	2116	20,408	23,665	16,000	16,000
MEMBERSHIPS AND DUES	2131	20,531	20,743	4,700	4,700
CASH SHORTAGE	2156	100	0	200	200

BUDGET UNIT: 2250 VC DEPT CHILD SUPPORT SERVICES
FUNCTION: PUBLIC PROTECTION
ACTIVITY: JUDICIAL

DETAIL BY REVENUE CATEGORY AND EXPENDITURE OBJECT		2014-15 FINAL ACTUALS	2015-16 ACTUAL ESTIMATED *	2016-17 RECOMMENDED	2016-17 ADOPTED BY THE BOARD OF SUPERVISORS
1		2	3	4	5
COST ALLOCATION PLAN CHARGES	2158	327,468	353,546	237,189	237,189
MISCELLANEOUS EXPENSE	2159	0	0	300	300
OFFICE SUPPLIES	2161	70,923	99,564	102,785	102,785
PRINTING AND BINDING NON ISF	2162	13,431	7,592	19,900	19,900
BOOKS AND PUBLICATIONS	2163	1,981	1,939	3,220	3,220
MAIL CENTER ISF	2164	98,346	60,720	77,722	77,722
PURCHASING CHARGES ISF	2165	6,563	6,289	6,478	6,478
GRAPHICS CHARGES ISF	2166	4,800	3,339	4,250	4,250
COPY MACHINE CHGS ISF	2167	17,775	15,390	17,082	17,082
STORES ISF	2168	1,802	462	1,825	1,825
LAB SERVICES	2188	0	15,770	17,000	17,000
SOFTWARE MAINTENANCE AGREEMENTS	2194	0	19,997	25,815	25,815
COMPUTER SERVICES NON ISF	2195H	34,501	0	0	0
OTHER PROFESSIONAL AND SPECIALIZED NO	2199	276,342	224,284	258,570	258,570
EMPLOYEE HEALTH SERVICES HCA	2201	842	11,540	4,600	4,600
INFORMATION TECHNOLOGY ISF	2202	42,824	45,163	56,882	56,882
SPECIAL SERVICES ISF	2206	5,087	5,202	4,953	4,953
COURT REPORTER-TRANSCRIPT	2207H	80	0	0	0
PUBLICATIONS AND LEGAL NOTICES	2221	0	18,975	500	500
RENT AND LEASES EQUIPMENT NONCOUNTY O	2231	890	890	1,000	1,000
BUILDING LEASES AND RENTALS NONCOUNT	2241	795,468	819,839	844,672	844,672
COMPUTER EQUIPMENT <5000	2261	20,628	2,529	10,000	10,000
FURNITURE AND FIXTURES <5000	2262	48,761	60,438	10,000	10,000
LEGAL DOCUMENTS/CERT	2262H	637	0	0	0
MINOR EQUIPMENT	2264	9,253	14,354	8,000	8,000
TRAINING ISF	2272	60	20	100	100
EDUCATION CONFERENCE AND SEMINARS	2273	4,700	3,527	11,000	11,000
PRIVATE VEHICLE MILEAGE	2291	15,497	15,176	16,350	16,350
TRAVEL EXPENSE	2292	44,689	66,459	81,290	81,290
TRANSPORTATION EXPENSE	2299	22,607	352	500	500
GAS AND DIESEL FUEL ISF	2301	776	354	802	802
SPECIAL DEPT. EXP. - 01	2301H	16,758	0	0	0
TRANSPORTATION CHARGES ISF	2302	4,441	3,848	4,647	4,647
SPECIAL DEPT. EXP. - 03	2303H	29,510	0	0	0
SPECIAL DEPT. EXP. - 04	2304H	134,437	0	0	0
TOTAL SERVICES AND SUPPLIES		2,520,712	2,504,326	2,374,019	2,374,019
EQUIPMENT	4601	0	73,799	10,000	10,000
OTHER EQUIPMENT	4889H	11,657	0	0	0
TOTAL FIXED ASSETS		11,657	73,799	10,000	10,000
TOTAL EXPENDITURES/APPROPRIATIONS		20,603,743	20,982,675	21,642,122	21,642,122
NET COST		135	1,669	0	0

THIS PAGE INTENTIONALLY LEFT BLANK

FUND: G001 - GENERAL FUND
FUNCTION: PUBLIC PROTECTION
ACTIVITY: POLICE PROTECTION

SHERIFF POLICE SERVICES - 2500

BUDGET OVERVIEW

	FINAL BUDGET FY 2015-16	ACTUAL PRIOR YEAR FY 2015-16	REQUESTED BUDGET FY 2016-17	RECOMMENDED BUDGET FY 2016-17	ADOPTED BUDGET FY 2016-17
TOTAL APPROPRIATIONS	173,714,746	165,455,966	163,177,493	163,177,493	163,177,493
TOTAL REVENUES	89,159,958	86,101,392	86,581,042	86,581,042	86,581,042
NET COUNTY COST	84,554,788	79,354,574	76,596,451	76,596,451	76,596,451
 AUTH POSITIONS	 0	 0	 744	 744	 744
FTE POSITIONS	0	0	730.05	730.05	730.05

BUDGET UNIT DESCRIPTION:

BUDGET UNIT: 2500 SHERIFF POLICE SERVICES
FUNCTION: PUBLIC PROTECTION
ACTIVITY: POLICE PROTECTION

DETAIL BY REVENUE CATEGORY AND EXPENDITURE OBJECT		2014-15 FINAL ACTUALS	2015-16 ACTUAL ESTIMATED *	2016-17 RECOMMENDED	2016-17 ADOPTED BY THE BOARD OF SUPERVISORS
1		2	3	4	5
OTHER LICENSES AND PERMITS	8799	108,321	96,924	50,000	50,000
TOTAL LICENSES PERMITS AND FRANCHISES		108,321	96,924	50,000	50,000
VEHICLE CODE FINES	8811	179,716	165,711	177,000	177,000
OTHER COURT FINES	8821	240,334	313,951	320,000	320,000
FORFEITURES AND PENALTIES	8831	964,953	642,000	1,093,388	1,093,388
TOTAL FINES FORFEITURES AND PENALTIES		1,385,002	1,121,662	1,590,388	1,590,388
INVESTMENT INCOME	8911	1,598	2,834	0	0
TOTAL REVENUE USE OF MONEY AND PROPERTY		1,598	2,834	0	0
2011 REALIGNMENT VEHICLE LICENSE FEE	9036	386,442	426,594	444,395	444,395
STATE PROPOSITION 172 PUBLIC SAFETY F	9231	22,899,941	23,620,469	24,497,611	24,497,611
STATE CITIZENS OPTION FOR PUBLIC SAFE	9241	155,000	157,638	155,000	155,000
STATE OTHER	9252	1,449,151	1,528,883	844,497	844,497
STATE SB90	9253	1,015,486	29,440	0	0
FEDERAL PUBLIC ASSISTANCE PROGRAMS	9273	845,092	888,059	131,110	131,110
FEDERAL OTHER	9351	1,393,053	2,456,829	725,764	725,764
OTHER GOVERNMENTAL AGENCIES	9371	158,673	5,183	0	0
TOTAL INTERGOVERNMENTAL REVENUE		28,302,838	29,113,096	26,798,377	26,798,377
CHARGES FOR SERVICES PRIOR YEAR REVEN	9401	0	20,117	0	0
LAW ENFORCEMENT SERVICES	9551	1,060,162	1,096,676	991,497	991,497
LAW ENFORCEMENT CONTRACT	9552H	53,135,335	0	0	0
EDUCATIONAL SERVICES	9671	214,832	107,179	100,000	100,000
CONTRACT REVENUE	9703	0	53,724,832	56,482,680	56,482,680
OTHER CHARGES FOR SERVICES	9708	0	19,891	0	0
OTHER INTERFUND REVENUE	9729	91,054	200,955	265,000	265,000
TOTAL CHARGES FOR SERVICES		54,501,383	55,169,651	57,839,177	57,839,177
MISCELLANEOUS PRIOR YEAR REVENUE	9741	0	1,452	0	0
OTHER SALES	9751	255,391	231,145	201,100	201,100
CONTRIBUTIONS AND DONATIONS	9770	39,611	32,939	37,000	37,000
CASH OVERAGE	9789	20	55	0	0
MISCELLANEOUS REVENUE	9790	311,626	27,732	65,000	65,000
TOTAL MISCELLANEOUS REVENUES		606,648	293,323	303,100	303,100
CAPITAL ASSETS GAIN REVENUE	9821	0	3,083	0	0
TRANSFERS IN FROM OTHER FUNDS	9831	397,917	300,819	0	0
INSURANCE RECOVERIES	9851	(1,322)	0	0	0
TOTAL OTHER FINANCING SOURCES		396,595	303,902	0	0
TOTAL REVENUE		85,302,384	86,101,392	86,581,042	86,581,042
REGULAR SALARIES	1101	61,729,031	63,151,865	67,558,581	67,558,581
EXTRA HELP	1102	695,295	820,210	382,470	382,470
MANDATORY FURLOUGH	1103	105	0	0	0
OVERTIME	1105	9,273,245	12,084,584	1,773,667	1,773,667
SUPPLEMENTAL PAYMENTS	1106	4,168,722	4,170,796	4,194,308	4,194,308
TERMINATIONS	1107	2,148,476	2,127,576	0	0

BUDGET UNIT: 2500 SHERIFF POLICE SERVICES
FUNCTION: PUBLIC PROTECTION
ACTIVITY: POLICE PROTECTION

DETAIL BY REVENUE CATEGORY AND EXPENDITURE OBJECT		2014-15 FINAL ACTUALS	2015-16 ACTUAL ESTIMATED *	2016-17 RECOMMENDED	2016-17 ADOPTED BY THE BOARD OF SUPERVISORS
1		2	3	4	5
CALL BACK STAFFING	1108	2,078,441	2,008,035	9,800,015	9,800,015
RETIREMENT CONTRIBUTION	1121	34,012,547	34,081,229	34,750,585	34,750,585
OASDI CONTRIBUTION	1122	1,114,613	1,185,374	1,252,151	1,252,151
FICA MEDICARE	1123	1,133,343	1,192,691	1,237,752	1,237,752
SAFE HARBOR	1124	42,834	53,561	88,237	88,237
IN-LIEU CONTRIBUTIONS	1125	2,101,577	2,130,947	2,258,873	2,258,873
RETIREE HEALTH PAYMENT 1099	1128	194,756	162,577	0	0
GROUP INSURANCE	1141	5,024,934	5,198,498	5,043,756	5,043,756
LIFE INSURANCE FOR DEPARTMENT HEADS A	1142	2,587	2,672	2,832	2,832
STATE UNEMPLOYMENT INSURANCE	1143	92,253	97,147	84,927	84,927
MANAGEMENT DISABILITY INSURANCE	1144	165,485	179,986	195,663	195,663
WORKERS' COMPENSATION INSURANCE	1165	5,458,967	5,500,448	5,996,348	5,996,348
401K PLAN	1171	1,338,897	1,381,651	1,429,280	1,429,280
SALARY AND EMPLOYEE BENEFITS CURRENT	1991	(86,437)	0	0	0
SALARY AND EMPLOYEE BENEFITS CURRENT	1992	0	(317,082)	0	0
TOTAL SALARIES AND EMPLOYEE BENEFITS		130,689,671	135,212,765	136,049,445	136,049,445
CLOTHING AND PERSONAL SUPPLIES	2021	5,214	16,967	27,957	27,957
UNIFORM ALLOWANCE	2022	467,943	471,638	488,610	488,610
SAFETY CLOTH & SUPPLIES	2023H	33,628	0	0	0
MEDICAL REIMBURSEMENT	2026H	12,125	0	0	0
COMMUNICATIONS	2031	0	555,356	456,386	456,386
VOICE DATA ISF	2032	1,103,702	1,126,943	1,070,913	1,070,913
TELEPHONE CHGS - NON ISF	2032H	481,941	0	0	0
RADIO COMMUNICATIONS ISF	2033	2,080,247	2,064,081	2,085,572	2,085,572
FOOD	2041	0	44,915	36,964	36,964
JANITORIAL SUPPLIES	2054	20,718	23,443	4,832	4,832
JANITORIAL SERVICES NON ISF	2055	0	25,680	25,680	25,680
OTHER HOUSEHOLD EXPENSE	2056	0	0	2,000	2,000
HAZARDOUS MATERIAL DISPOSAL	2057	524	6,973	35,915	35,915
HOUSEKEEPING GROUNDS ISF CHARGS	2058	1,654	4,253	0	0
GENERAL INSURANCE ALLOCATION ISF	2071	898,915	2,021,525	1,812,030	1,812,030
INSURANCE	2072	0	0	694	694
INCOME PROTECTION PLAN PAYMENTS	2080	0	0	0	0
EQUIPMENT MAINTENANCE	2101	771	598,930	357,793	357,793
EQUIPMENT MAINTENANCE CONTRACTS	2102	0	41,219	195,000	195,000
OFFICE EQUIP. MAINTENANCE	2102H	236	0	0	0
MAINTENANCE SUPPLIES AND PARTS	2104	0	963,329	868,282	868,282
AIRCRAFT MAINTENANCE	2104H	143,648	0	0	0
OTHER EQUIP. MAINTENANCE	2105H	194,274	0	0	0
BUILDINGS AND IMPROVEMENTS MAINTENANC	2112	9,756	11,311	7,001	7,001
FACILITIES AND MATERIALS SQ FT ALLOCA	2114	1,905,270	2,088,520	2,112,022	2,112,022
FACILITIES PROJECTS ISF	2115	0	103,988	0	0

BUDGET UNIT: 2500 SHERIFF POLICE SERVICES
FUNCTION: PUBLIC PROTECTION
ACTIVITY: POLICE PROTECTION

DETAIL BY REVENUE CATEGORY AND EXPENDITURE OBJECT		2014-15 FINAL ACTUALS	2015-16 ACTUAL ESTIMATED *	2016-17 RECOMMENDED	2016-17 ADOPTED BY THE BOARD OF SUPERVISORS
1		2	3	4	5
OTHER MAINTENANCE ISF	2116	51,687	13,379	0	0
MEDICAL AND LABORATORY SUPPLIES	2121	0	669,918	553,653	553,653
MEDICAL CLAIMS ISF	2122	685	931	880	880
MEMBERSHIPS AND DUES	2131	38,188	35,742	29,014	29,014
LAB SUPPLIES & EXPENSE	2134H	179,842	0	0	0
CASH SHORTAGE	2156	346	42	0	0
MISCELLANEOUS EXPENSE	2159	2,351	41,507	29,332	29,332
OFFICE SUPPLIES	2161	231,692	260,373	230,746	230,746
PRINTING AND BINDING NON ISF	2162	19,202	38,802	89,858	89,858
BOOKS AND PUBLICATIONS	2163	35,128	45,642	27,712	27,712
MAIL CENTER ISF	2164	98,908	63,011	110,038	110,038
PURCHASING CHARGES ISF	2165	115,589	108,064	111,307	111,307
GRAPHICS CHARGES ISF	2166	24,599	18,829	30,760	30,760
COPY MACHINE CHGS ISF	2167	70,663	72,437	69,806	69,806
STORES ISF	2168	12,879	12,948	0	0
POSTAGE AND SPECIAL DELIVERY	2169	0	5,121	0	0
MISCELLANEOUS OFFICE EXPENSE	2179	19,591	40,562	36,501	36,501
ATTORNEY SERVICES	2185	6,866	0	0	0
LAB SERVICES	2188	0	0	0	0
CREDIT CARD FEES	2190	0	42	0	0
MARKETING AND ADVERTISING	2193	9,447	19,616	0	0
SOFTWARE MAINTENANCE AGREEMENTS	2194	0	98,755	0	0
COMPUTER SERVICES NON ISF	2195H	641,809	0	0	0
PROFESSIONAL MEDICAL SERVICES	2197	0	58,257	0	0
OTHER PROFESSIONAL AND SPECIALIZED NO	2199	1,128,230	2,220,756	2,077,709	2,077,709
EMPLOYEE HEALTH SERVICES HCA	2201	0	36,444	40,000	40,000
INFORMATION TECHNOLOGY ISF	2202	2,264,489	2,477,553	2,717,725	2,717,725
COUNTY GEOGRAPHICAL INFORMATION SYSTE	2203	71,841	69,626	82,899	82,899
PUBLIC WORKS ISF CHARGES	2205	0	65	0	0
SPECIAL SERVICES ISF	2206	41,701	44,720	44,463	44,463
BACKGROUND INVESTIGATION SERVS	2213H	51,082	0	0	0
PUBLICATIONS AND LEGAL NOTICES	2221	0	40	694	694
RENT AND LEASES EQUIPMENT NONCOUNTY O	2231	5,168	6,685	35,531	35,531
SOFTWARE RENTAL NON ISF	2236	0	153,093	484,699	484,699
BUILDING LEASES AND RENTALS NONCOUNT	2241	823,406	475,105	651,191	651,191
BUILDING LEASES AND RENTALS COUNTY OW	2242	0	232,950	0	0
GROUND FACILITY LEASE AND RENT	2243	3,089	3,080	54,872	54,872
STORAGE CHARGES ISF	2244	12,992	12,392	13,437	13,437
COMPUTER EQUIPMENT <5000	2261	1,162,809	457,044	331,811	331,811
FURNITURE AND FIXTURES <5000	2262	63,905	127,681	57,348	57,348
INSTALLATIONS ELECTRICAL EQUIPMENT IS	2263	22,540	0	0	0
MINOR EQUIPMENT	2264	1,109,803	1,784,444	2,139,468	2,139,468

BUDGET UNIT: 2500 SHERIFF POLICE SERVICES
FUNCTION: PUBLIC PROTECTION
ACTIVITY: POLICE PROTECTION

DETAIL BY REVENUE CATEGORY AND EXPENDITURE OBJECT		2014-15 FINAL ACTUALS	2015-16 ACTUAL ESTIMATED *	2016-17 RECOMMENDED	2016-17 ADOPTED BY THE BOARD OF SUPERVISORS
1		2	3	4	5
TRAINING ISF	2272	720	1,080	0	0
EDUCATION CONFERENCE AND SEMINARS	2273	127,123	541,406	597,733	597,733
PRIVATE VEHICLE MILEAGE	2291	1,484	3,473	13,932	13,932
SMALL TOOLS & INSTRUMENTS	2291H	10,017	0	0	0
TRAVEL EXPENSE	2292	141,408	250,591	105,870	105,870
GAS AND DIESEL FUEL NON ISF	2294	0	155,019	195,505	195,505
TRANSPORTATION EXPENSE	2299	155,897	24,444	61,286	61,286
GAS AND DIESEL FUEL ISF	2301	1,422,625	1,255,058	1,435,955	1,435,955
SPECIAL DEPT. EXP. - 01	2301H	118,261	0	0	0
TRANSPORTATION CHARGES ISF	2302	3,363,567	3,533,690	4,601,445	4,601,445
SPECIAL DEPT. EXP. - 02	2302H	134,138	0	0	0
MOTORPOOL ISF	2303	2,182	3,032	2,383	2,383
SPECIAL DEPT. EXP. - 03	2303H	66,021	0	0	0
TRANSPORTATION WORK ORDER	2304	0	183,464	0	0
SPECIAL DEPT. EXP. - 04	2304H	19,728	0	0	0
SPECIAL DEPT. EXP. - 06	2306H	145,847	0	0	0
SPECIAL DEPT. EXP. - 08	2308H	148,093	0	0	0
SPECIAL DEPT. EXP. - 09	2309H	69,544	0	0	0
SPECIAL DEPT. EXP. - 10	2310H	15,041	0	0	0
UTILITIES	2311	64,657	60,438	60,158	60,158
SPECIAL DEPT. EXP. - 11	2311H	19,811	0	0	0
SPECIAL DEPT. EXP. - 12	2312H	942,373	0	0	0
SPECIAL DEPT. EXP. - 13	2313H	300,963	0	0	0
SPECIAL DEPT. EXP. - 14	2314H	71,712	0	0	0
SPECIAL DEPT. EXP. - 15	2315H	34,629	0	0	0
SPECIAL DEPT. EXP. - 16	2316H	36,597	0	0	0
SPECIAL DEPT. EXP. - 19	2319H	21,828	0	0	0
SPECIAL DEPT. EXP. - 20	2320H	53,872	0	0	0
SPECIAL DEPT. EXP. - 21	2321H	9,101	0	0	0
SPECIAL DEPT. EXP. - 22	2322H	432,306	0	0	0
SPECIAL DEPT. EXP. - 23	2323H	19,878	0	0	0
SPECIAL DEPT. EXP. - 24	2324H	900	0	0	0
SPECIAL DEPT. EXP. - 25	2325H	308,668	0	0	0
SPECIAL DEPT. EXP. - 26	2326H	10,947	0	0	0
SPECIAL DEPT. EXP. - 28	2328H	183,791	0	0	0
SPECIAL DEPT. EXP. - 30	2330H	23,316	0	0	0
SERVICES AND SUPPLIES CURRENT YEAR AD	2992	0	0	0	0
TOTAL SERVICES AND SUPPLIES		24,158,136	25,886,425	26,713,372	26,713,372
OTHER LOAN PAYMENTS PRINCIPAL	3312	300,750	0	0	0
INTEREST LONG TERM TECP	3412	235	0	0	0
CONTRIBUTIONS TO OUTSIDE AGENCIES	3811	507,279	603,504	157,676	157,676
TOTAL OTHER CHARGES		808,263	603,504	157,676	157,676

BUDGET UNIT: 2500 SHERIFF POLICE SERVICES
FUNCTION: PUBLIC PROTECTION
ACTIVITY: POLICE PROTECTION

DETAIL BY REVENUE CATEGORY AND EXPENDITURE OBJECT		2014-15 FINAL ACTUALS	2015-16 ACTUAL ESTIMATED *	2016-17 RECOMMENDED	2016-17 ADOPTED BY THE BOARD OF SUPERVISORS
1		2	3	4	5
BUILDINGS AND IMPROVEMENTS	4111	0	30,726	0	0
VEHICLE STORAGE FACILITY	4226	0	884,052	0	0
EQUIPMENT	4601	0	844,655	257,000	257,000
HELICOPTER LONG RANGER BUILD OUT	4612	392,629	323,657	0	0
CAD MDT PROJECT	4613	722,159	1,508,397	0	0
COMPUTER SOFTWARE	4701	0	138,700	0	0
SHOP & MAINT. EQUIPMENT	4830H	8,495	0	0	0
LAB. EQUIPMENT	4840H	248,094	0	0	0
COMPUTER EQUIPMENT	4862H	285,198	0	0	0
OTHER EQUIPMENT	4889H	179,891	0	0	0
TOTAL FIXED ASSETS		1,836,465	3,730,187	257,000	257,000
TRANSFERS OUT TO OTHER FUNDS	5111	0	23,086	0	0
TOTAL OTHER FINANCING USES		0	23,086	0	0
CONTRIB.-ISF	5512H	9,982	0	0	0
TOTAL RESIDUAL EQUITY TRANSFERS		9,982	0	0	0
TOTAL EXPENDITURES/APPROPRIATIONS		157,502,518	165,455,966	163,177,493	163,177,493
NET COST		72,200,134	79,354,574	76,596,451	76,596,451

FUND: G001 - GENERAL FUND
FUNCTION: PUBLIC PROTECTION
ACTIVITY: DETENTION & CORRECTION

SHERIFF DETENTION SERVICE - 2550

BUDGET OVERVIEW

	FINAL BUDGET FY 2015-16	ACTUAL PRIOR YEAR FY 2015-16	REQUESTED BUDGET FY 2016-17	RECOMMENDED BUDGET FY 2016-17	ADOPTED BUDGET FY 2016-17
TOTAL APPROPRIATIONS	104,594,887	101,709,974	107,491,998	107,491,998	107,491,998
TOTAL REVENUES	47,591,380	46,424,822	47,655,366	47,655,366	47,655,366
NET COUNTY COST	57,003,507	55,285,152	59,836,632	59,836,632	59,836,632
AUTH POSITIONS	0	0	520	520	520
FTE POSITIONS	0	0	517.75	517.75	517.75

BUDGET UNIT DESCRIPTION:

BUDGET UNIT: 2550 SHERIFF DETENTION SERVICE
FUNCTION: PUBLIC PROTECTION
ACTIVITY: DETENTION & CORRECTION

DETAIL BY REVENUE CATEGORY AND EXPENDITURE OBJECT		2014-15 FINAL ACTUALS	2015-16 ACTUAL ESTIMATED *	2016-17 RECOMMENDED	2016-17 ADOPTED BY THE BOARD OF SUPERVISORS
1		2	3	4	5
INVESTMENT INCOME	8911	7,564	10,833	10,000	10,000
TOTAL REVENUE USE OF MONEY AND PROPERTY		7,564	10,833	10,000	10,000
STATE CORRECTIONS	9171	172,260	174,028	169,780	169,780
STATE PROPOSITION 172 PUBLIC SAFETY F	9231	23,528,283	24,268,582	25,169,791	25,169,791
STATE CITIZENS OPTION FOR PUBLIC SAFE	9241	331,639	124,863	0	0
STATE OTHER	9252	103,339	113,784	104,500	104,500
2011 REALIGNMENT SALES TAX PUBLIC SAF	9255	19,482,375	19,250,885	19,324,455	19,324,455
TOTAL INTERGOVERNMENTAL REVENUE		43,617,897	43,932,141	44,768,526	44,768,526
CHARGES FOR SERVICES PRIOR YEAR REVEN	9401	0	2,280	0	0
CIVIL PROCESS SERVICES	9511	429,981	383,534	408,873	408,873
BOOKING FEES SB2557	9527	1,161,347	1,306,875	1,250,000	1,250,000
LAW ENFORCEMENT SERVICES	9551	36,865	11,582	30,000	30,000
LAW ENFORCEMENT CONTRACT	9552H	227,567	0	0	0
INSTITUTIONAL CARE AND SERVICES	9633	532,071	452,105	531,393	531,393
CONTRACT REVENUE	9703	0	0	0	0
OTHER INTERFUND REVENUE	9729	44,164	7,125	10,000	10,000
TOTAL CHARGES FOR SERVICES		2,431,995	2,163,501	2,230,266	2,230,266
MISCELLANEOUS PRIOR YEAR REVENUE	9741	0	966	0	0
OTHER SALES	9751	0	0	150,399	150,399
MISCELLANEOUS REVENUE	9790	324,200	313,635	496,175	496,175
TOTAL MISCELLANEOUS REVENUES		324,200	314,601	646,574	646,574
GAIN/LOSS REVENUE CAPITAL ASSETS	9822	0	3,746	0	0
TOTAL OTHER FINANCING SOURCES		0	3,746	0	0
TOTAL REVENUE		46,381,656	46,424,822	47,655,366	47,655,366
REGULAR SALARIES	1101	36,519,680	36,546,082	41,071,328	41,071,328
EXTRA HELP	1102	101,110	134,150	55,691	55,691
OVERTIME	1105	6,743,256	8,246,947	1,330,801	1,330,801
SUPPLEMENTAL PAYMENTS	1106	1,447,982	1,497,930	1,571,438	1,571,438
TERMINATIONS	1107	1,012,282	901,469	0	0
CALL BACK STAFFING	1108	1,641,582	1,613,053	6,452,821	6,452,821
RETIREMENT CONTRIBUTION	1121	19,800,094	18,998,579	20,834,760	20,834,760
OASDI CONTRIBUTION	1122	777,898	805,797	801,206	801,206
FICA MEDICARE	1123	684,033	709,254	739,008	739,008
SAFE HARBOR	1124	5,913	6,184	8,723	8,723
IN-LIEU CONTRIBUTIONS	1125	0	0	0	0
RETIREE HEALTH PAYMENT 1099	1128	13,540	27,320	0	0
GROUP INSURANCE	1141	3,563,981	3,618,344	3,671,400	3,671,400
LIFE INSURANCE FOR DEPARTMENT HEADS A	1142	534	529	576	576
STATE UNEMPLOYMENT INSURANCE	1143	55,372	57,341	50,625	50,625
MANAGEMENT DISABILITY INSURANCE	1144	108,590	113,509	125,498	125,498
WORKERS' COMPENSATION INSURANCE	1165	3,433,173	3,393,607	3,859,033	3,859,033
401K PLAN	1171	790,984	787,956	841,327	841,327

BUDGET UNIT: 2550 SHERIFF DETENTION SERVICE
FUNCTION: PUBLIC PROTECTION
ACTIVITY: DETENTION & CORRECTION

DETAIL BY REVENUE CATEGORY AND EXPENDITURE OBJECT		2014-15 FINAL ACTUALS	2015-16 ACTUAL ESTIMATED *	2016-17 RECOMMENDED	2016-17 ADOPTED BY THE BOARD OF SUPERVISORS
1		2	3	4	5
SALARY AND EMPLOYEE BENEFITS CURRENT	1991	(30,464)	0	0	0
TOTAL SALARIES AND EMPLOYEE BENEFITS		76,669,538	77,458,050	81,414,235	81,414,235
AGRICULTURAL	2011	0	35,729	169,380	169,380
FARM SUPPLIES	2011H	12,033	0	0	0
CLOTHING AND PERSONAL SUPPLIES	2021	123,428	81,410	113,974	113,974
UNIFORM ALLOWANCE	2022	360,260	371,477	373,155	373,155
SAFETY CLOTH & SUPPLIES	2023H	4,749	0	0	0
COMMUNICATIONS	2031	0	37,155	27,834	27,834
VOICE DATA ISF	2032	255,430	266,922	252,226	252,226
TELEPHONE CHGS - NON ISF	2032H	27,174	0	0	0
RADIO COMMUNICATIONS ISF	2033	198,065	237,998	225,368	225,368
FOOD	2041	3,024,615	2,898,509	3,199,949	3,199,949
KITCHEN SUPPLIES	2051	447,471	372,317	360,912	360,912
BEDDING AND LINENS SUPPLIES	2052	43,075	27,415	235,223	235,223
LAUNDRY SUPPLIES	2053	38,255	33,367	28,285	28,285
JANITORIAL SUPPLIES	2054	276,239	334,795	390,235	390,235
HAZARDOUS MATERIAL DISPOSAL	2057	7,907	7,110	7,171	7,171
HOUSEKEEPING GROUNDS ISF CHARGS	2058	932	781	0	0
GENERAL INSURANCE ALLOCATION ISF	2071	520,625	1,060,222	1,177,190	1,177,190
INCOME PROTECTION PLAN PAYMENTS	2080	0	0	0	0
EQUIPMENT MAINTENANCE	2101	0	4,972	565	565
MAINTENANCE SUPPLIES AND PARTS	2104	0	70,799	31,679	31,679
OTHER EQUIP. MAINTENANCE	2105H	29,036	0	0	0
BUILDINGS AND IMPROVEMENTS MAINTENANCE	2112	0	0	22,087	22,087
FACILITIES AND MATERIALS SQ FT ALLOCA	2114	6,278,592	6,167,064	6,371,867	6,371,867
FACILITIES PROJECTS ISF	2115	0	10,874	0	0
OTHER MAINTENANCE ISF	2116	62,641	18,581	0	0
MEDICAL AND LABORATORY SUPPLIES	2121	850	3,852	2,716	2,716
MEDICAL CLAIMS ISF	2122	853	658	440	440
MEMBERSHIPS AND DUES	2131	1,119	588	7,658	7,658
CASH SHORTAGE	2156	593	363	0	0
MISCELLANEOUS EXPENSE	2159	0	25	16,485	16,485
OFFICE SUPPLIES	2161	114,426	122,111	169,760	169,760
PRINTING AND BINDING NON ISF	2162	13,677	28,360	33,474	33,474
BOOKS AND PUBLICATIONS	2163	1,838	2,711	29,323	29,323
MAIL CENTER ISF	2164	7,581	24,400	8,309	8,309
PURCHASING CHARGES ISF	2165	41,343	44,874	46,220	46,220
GRAPHICS CHARGES ISF	2166	31	113	8,791	8,791
COPY MACHINE CHGS ISF	2167	42,284	42,754	41,582	41,582
STORES ISF	2168	3,832	5,067	0	0
MISCELLANEOUS OFFICE EXPENSE	2179	9,638	36,693	48,122	48,122
CREDIT CARD FEES	2190	0	19	0	0

BUDGET UNIT: 2550 SHERIFF DETENTION SERVICE
FUNCTION: PUBLIC PROTECTION
ACTIVITY: DETENTION & CORRECTION

DETAIL BY REVENUE CATEGORY AND EXPENDITURE OBJECT		2014-15 FINAL ACTUALS	2015-16 ACTUAL ESTIMATED *	2016-17 RECOMMENDED	2016-17 ADOPTED BY THE BOARD OF SUPERVISORS
1		2	3	4	5
SOFTWARE MAINTENANCE AGREEMENTS	2194	0	13,308	0	0
COMPUTER SERVICES NON ISF	2195H	38,825	0	0	0
PROFESSIONAL MEDICAL SERVICES	2197	0	10,008,410	10,853,811	10,853,811
OTHER PROFESSIONAL AND SPECIALIZED NO	2199	71,825	290,243	35,801	35,801
INFORMATION TECHNOLOGY ISF	2202	5,954	13,322	2,370	2,370
SPECIAL SERVICES ISF	2206	16,308	17,094	17,265	17,265
RENT AND LEASES EQUIPMENT NONCOUNTY O	2231	12,176	6,745	53,625	53,625
SOFTWARE RENTAL NON ISF	2236	0	24,056	96,444	96,444
COMPUTER EQUIPMENT <5000	2261	137,241	93,851	148,784	148,784
FURNITURE AND FIXTURES <5000	2262	24,213	75,319	69,028	69,028
MINOR EQUIPMENT	2264	146,321	392,952	287,680	287,680
TRAINING ISF	2272	240	635	0	0
EDUCATION CONFERENCE AND SEMINARS	2273	0	70,828	159,345	159,345
PRIVATE VEHICLE MILEAGE	2291	743	0	3,850	3,850
SMALL TOOLS & INSTRUMENTS	2291H	4,861	0	0	0
TRAVEL EXPENSE	2292	136,429	110,211	16,065	16,065
TRANSPORTATION EXPENSE	2299	751	118	47,289	47,289
GAS AND DIESEL FUEL ISF	2301	156,951	136,269	163,016	163,016
SPECIAL DEPT. EXP. - 01	2301H	9,453,873	0	0	0
TRANSPORTATION CHARGES ISF	2302	462,814	449,359	641,209	641,209
SPECIAL DEPT. EXP. - 02	2302H	1,816	0	0	0
MOTORPOOL ISF	2303	8,217	6,405	9,574	9,574
SPECIAL DEPT. EXP. - 03	2303H	24,522	0	0	0
TRANSPORTATION WORK ORDER	2304	0	4,542	0	0
SPECIAL DEPT. EXP. - 05	2305H	13,085	0	0	0
SPECIAL DEPT. EXP. - 06	2306H	20,453	0	0	0
SPECIAL DEPT. EXP. - 07	2307H	97,574	0	0	0
SPECIAL DEPT. EXP. - 08	2308H	42,232	0	0	0
UTILITIES	2311	481	8,832	22,627	22,627
SPECIAL DEPT. EXP. - 16	2316H	17,175	0	0	0
SPECIAL DEPT. EXP. - 22	2322H	73,350	0	0	0
SPECIAL DEPT. EXP. - 31	2331H	103,021	0	0	0
TOTAL SERVICES AND SUPPLIES		23,020,043	24,072,583	26,027,763	26,027,763
BUILDINGS AND IMPROVEMENTS	4111	0	12,271	0	0
CONSTRUCTION BY CONTRACTOR 1099	4117	0	68,574	0	0
EQUIPMENT	4601	0	52,896	50,000	50,000
COMPUTER SOFTWARE	4701	0	45,600	0	0
COMPUTER EQUIPMENT	4862H	43,753	0	0	0
FOOD SERV EQUIP	4881H	75,697	0	0	0
OTHER EQUIPMENT	4889H	218,488	0	0	0
TOTAL FIXED ASSETS		337,938	179,341	50,000	50,000
TOTAL EXPENDITURES/APPROPRIATIONS		100,027,519	101,709,974	107,491,998	107,491,998

DETAIL BY REVENUE CATEGORY AND EXPENDITURE OBJECT	2014-15 FINAL ACTUALS	2015-16 ACTUAL ESTIMATED *	2016-17 RECOMMENDED	2016-17 ADOPTED BY THE BOARD OF SUPERVISORS
1	2	3	4	5
NET COST	53,645,862	55,285,152	59,836,632	59,836,632

THIS PAGE INTENTIONALLY LEFT BLANK

FUND: S040 - SHERIFF INMATE WELFARE FUND
FUNCTION: PUBLIC PROTECTION
ACTIVITY: DETENTION & CORRECTION

SHERIFF INMATE WELFARE - 2570

BUDGET OVERVIEW

	FINAL BUDGET FY 2015-16	ACTUAL PRIOR YEAR FY 2015-16	REQUESTED BUDGET FY 2016-17	RECOMMENDED BUDGET FY 2016-17	ADOPTED BUDGET FY 2016-17
TOTAL APPROPRIATIONS	1,400,112	1,014,886	1,411,353	1,411,353	1,411,353
TOTAL REVENUES	595,000	935,043	247,963	247,963	247,963
NET COUNTY COST	805,112	79,843	1,163,390	1,163,390	1,163,390

AUTH POSITIONS
FTE POSITIONS

BUDGET UNIT DESCRIPTION:

Inmate Welfare Fund is established per Section 4025 of the California Penal Code. Its purpose is primarily for the benefit, education, and welfare of inmates confined in the County jail (including vocational, recreational, and religious services). Inmate Welfare is funded by profits from vocational programs, telephone commissions and the commissary.

BUDGET UNIT: 2570 SHERIFF INMATE WELFARE
FUNCTION: PUBLIC PROTECTION
ACTIVITY: DETENTION & CORRECTION

DETAIL BY REVENUE CATEGORY AND EXPENDITURE OBJECT		2014-15 FINAL ACTUALS	2015-16 ACTUAL ESTIMATED *	2016-17 RECOMMENDED	2016-17 ADOPTED BY THE BOARD OF SUPERVISORS
1		2	3	4	5
INVESTMENT INCOME	8911	1,556	3,398	0	0
TOTAL REVENUE USE OF MONEY AND PROPERTY		1,556	3,398	0	0
OTHER SALES	9751	46,903	83,710	72,963	72,963
MISCELLANEOUS REVENUE	9790	797,694	847,934	175,000	175,000
TOTAL MISCELLANEOUS REVENUES		844,597	931,644	247,963	247,963
TOTAL REVENUE		846,153	935,043	247,963	247,963
REGULAR SALARIES	1101	467,283	419,412	545,155	545,155
EXTRA HELP	1102	0	2,068	5,000	5,000
OVERTIME	1105	0	184	3,000	3,000
SUPPLEMENTAL PAYMENTS	1106	13,851	11,388	12,603	12,603
TERMINATIONS	1107	8,086	19,733	24,000	24,000
RETIREMENT CONTRIBUTION	1121	95,826	89,035	104,052	104,052
OASDI CONTRIBUTION	1122	28,991	26,343	34,307	34,307
FICA MEDICARE	1123	6,780	6,191	9,389	9,389
SAFE HARBOR	1124	0	196	500	500
RETIREE HEALTH PAYMENT 1099	1128	0	0	0	0
GROUP INSURANCE	1141	59,902	51,400	61,824	61,824
LIFE INSURANCE FOR DEPARTMENT HEADS A	1142	90	90	96	96
STATE UNEMPLOYMENT INSURANCE	1143	559	497	564	564
MANAGEMENT DISABILITY INSURANCE	1144	1,008	1,376	2,147	2,147
WORKERS' COMPENSATION INSURANCE	1165	9,719	9,967	14,543	14,543
401K PLAN	1171	3,631	2,797	4,785	4,785
TOTAL SALARIES AND EMPLOYEE BENEFITS		695,728	640,676	821,965	821,965
CLOTHING AND PERSONAL SUPPLIES	2021	926	0	0	0
COMMUNICATIONS	2031	0	27	0	0
VOICE DATA ISF	2032	6,062	6,024	5,177	5,177
TELEPHONE CHGS - NON ISF	2032H	26	0	0	0
OTHER HOUSEHOLD EXPENSE	2056	0	8,966	0	0
GENERAL INSURANCE ALLOCATION ISF	2071	2,206	4,518	4,130	4,130
FACILITIES PROJECTS ISF	2115	0	1,540	0	0
MEDICAL AND LABORATORY SUPPLIES	2121	0	2,425	0	0
PHARMACEUTICALS	2123	0	1,592	0	0
MEMBERSHIPS AND DUES	2131	275	275	650	650
COST ALLOCATION PLAN CHARGES	2158	18,083	22,284	23,197	23,197
OFFICE SUPPLIES	2161	6,503	6,076	11,500	11,500
PRINTING AND BINDING NON ISF	2162	0	92,477	88,388	88,388
BOOKS AND PUBLICATIONS	2163	0	6,862	49,500	49,500
MAIL CENTER ISF	2164	245	0	267	267
PURCHASING CHARGES ISF	2165	5,634	6,596	6,794	6,794
COPY MACHINE CHGS ISF	2167	18,976	5,461	22,000	22,000
MISCELLANEOUS OFFICE EXPENSE	2179	0	2,691	300	300
OTHER PROFESSIONAL AND SPECIALIZED NO	2199	7,609	139,174	205,000	205,000

BUDGET UNIT: 2570 SHERIFF INMATE WELFARE
FUNCTION: PUBLIC PROTECTION
ACTIVITY: DETENTION & CORRECTION

DETAIL BY REVENUE CATEGORY AND EXPENDITURE OBJECT		2014-15 FINAL ACTUALS	2015-16 ACTUAL ESTIMATED *	2016-17 RECOMMENDED	2016-17 ADOPTED BY THE BOARD OF SUPERVISORS
1		2	3	4	5
PUBLICATIONS AND LEGAL NOTICES	2221	0	0	0	0
RENT AND LEASES EQUIPMENT NONCOUNTY O	2231	0	50,816	0	0
SOFTWARE RENTAL NON ISF	2236	0	674	0	0
COMPUTER EQUIPMENT <5000	2261	9,465	4,169	3,000	3,000
FURNITURE AND FIXTURES <5000	2262	0	0	4,546	4,546
MINOR EQUIPMENT	2264	67,755	2,910	82,000	82,000
TRAINING ISF	2272	40	0	300	300
EDUCATION CONFERENCE AND SEMINARS	2273	0	0	500	500
TRAVEL EXPENSE	2292	290	4,372	4,000	4,000
GAS AND DIESEL FUEL NON ISF	2294	0	0	0	0
TRANSPORTATION EXPENSE	2299	0	1,000	3,700	3,700
GAS AND DIESEL FUEL ISF	2301	764	947	881	881
SPECIAL DEPT. EXP. - 01	2301H	94,876	0	0	0
TRANSPORTATION CHARGES ISF	2302	3,356	2,333	5,458	5,458
SPECIAL DEPT. EXP. - 02	2302H	24,004	0	0	0
SPECIAL DEPT. EXP. - 03	2303H	17,564	0	0	0
SPECIAL DEPT. EXP. - 04	2304H	98,718	0	0	0
SPECIAL DEPT. EXP. - 05	2305H	26,161	0	0	0
TOTAL SERVICES AND SUPPLIES		409,537	374,210	521,288	521,288
CONTINGENCIES	6101	0	0	68,100	68,100
TOTAL CONTINGENCIES		0	0	68,100	68,100
TOTAL EXPENDITURES/APPROPRIATIONS		1,105,265	1,014,886	1,411,353	1,411,353
NET COST		259,112	79,843	1,163,390	1,163,390

THIS PAGE INTENTIONALLY LEFT BLANK

FUND: S040 - SHERIFF INMATE WELFARE FUND
FUNCTION: PUBLIC PROTECTION
ACTIVITY: DETENTION & CORRECTION

SHERIFF INMATE COMMISSARY - 2580

BUDGET OVERVIEW

	FINAL BUDGET FY 2015-16	ACTUAL PRIOR YEAR FY 2015-16	REQUESTED BUDGET FY 2016-17	RECOMMENDED BUDGET FY 2016-17	ADOPTED BUDGET FY 2016-17
TOTAL APPROPRIATIONS	1,340,766	1,288,930	1,411,720	1,411,720	1,411,720
TOTAL REVENUES	1,420,000	1,658,032	1,420,000	1,420,000	1,420,000
NET COUNTY COST	(79,234)	(369,102)	(8,280)	(8,280)	(8,280)

AUTH POSITIONS
FTE POSITIONS

BUDGET UNIT DESCRIPTION:

The Jail Commissary is established per Section 4025 of the California Penal Code. Inmates can purchase writing materials, postage stamps, candy, and personal articles. Profits from the Commissary operation are transferred to the Inmate Welfare Fund in accordance with the California Penal Code.

BUDGET UNIT: 2580 SHERIFF INMATE COMMISSARY
FUNCTION: PUBLIC PROTECTION
ACTIVITY: DETENTION & CORRECTION

DETAIL BY REVENUE CATEGORY AND EXPENDITURE OBJECT		2014-15 FINAL ACTUALS	2015-16 ACTUAL ESTIMATED *	2016-17 RECOMMENDED	2016-17 ADOPTED BY THE BOARD OF SUPERVISORS
1		2	3	4	5
INVESTMENT INCOME	8911	24,880	7,666	20,000	20,000
TOTAL REVENUE USE OF MONEY AND PROPERTY		24,880	7,666	20,000	20,000
OTHER SALES	9751	1,551,597	1,650,366	1,400,000	1,400,000
TOTAL MISCELLANEOUS REVENUES		1,551,597	1,650,366	1,400,000	1,400,000
TOTAL REVENUE		1,576,477	1,658,032	1,420,000	1,420,000
REGULAR SALARIES	1101	228,593	261,272	307,240	307,240
EXTRA HELP	1102	38,751	34,071	30,000	30,000
OVERTIME	1105	14	297	2,000	2,000
SUPPLEMENTAL PAYMENTS	1106	2,140	2,839	4,465	4,465
TERMINATIONS	1107	14,974	10,497	14,000	14,000
RETIREMENT CONTRIBUTION	1121	45,878	53,553	65,186	65,186
OASDI CONTRIBUTION	1122	14,341	15,835	19,250	19,250
FICA MEDICARE	1123	3,916	4,197	4,498	4,498
SAFE HARBOR	1124	3,299	3,248	500	500
GROUP INSURANCE	1141	37,735	45,956	54,456	54,456
LIFE INSURANCE FOR DEPARTMENT HEADS A	1142	45	45	48	48
STATE UNEMPLOYMENT INSURANCE	1143	306	335	347	347
MANAGEMENT DISABILITY INSURANCE	1144	486	649	732	732
WORKERS' COMPENSATION INSURANCE	1165	5,449	7,177	8,983	8,983
401K PLAN	1171	2,188	2,704	4,893	4,893
TOTAL SALARIES AND EMPLOYEE BENEFITS		398,115	442,676	516,598	516,598
CLOTHING AND PERSONAL SUPPLIES	2021	996	0	0	0
VOICE DATA ISF	2032	2,742	2,809	2,505	2,505
RADIO COMMUNICATIONS ISF	2033	0	0	2,668	2,668
OTHER HOUSEHOLD EXPENSE	2056	0	706,721	780,000	780,000
GENERAL INSURANCE ALLOCATION ISF	2071	2,040	4,184	4,024	4,024
MAINTENANCE SUPPLIES AND PARTS	2104	0	978	0	0
MEMBERSHIPS AND DUES	2131	0	0	100	100
COST ALLOCATION PLAN CHARGES	2158	19,678	23,197	22,415	22,415
OFFICE SUPPLIES	2161	4,899	5,876	8,000	8,000
PRINTING AND BINDING NON ISF	2162	12,496	9,552	14,000	14,000
MAIL CENTER ISF	2164	27,224	18,297	29,711	29,711
PURCHASING CHARGES ISF	2165	7,066	6,721	6,923	6,923
OTHER PROFESSIONAL AND SPECIALIZED NO	2199	8,987	12,730	13,200	13,200
SOFTWARE RENTAL NON ISF	2236	0	242	0	0
COMPUTER EQUIPMENT <5000	2261	3,392	792	0	0
INSTALLATIONS ELECTRICAL EQUIPMENT IS	2263	0	0	0	0
MINOR EQUIPMENT	2264	0	0	7,260	7,260
EDUCATION CONFERENCE AND SEMINARS	2273	0	0	500	500
TRAVEL EXPENSE	2292	0	0	1,500	1,500
GAS AND DIESEL FUEL ISF	2301	2,357	1,985	2,316	2,316
TRANSPORTATION CHARGES ISF	2302	0	114	0	0

BUDGET UNIT: 2580 SHERIFF INMATE COMMISSARY
FUNCTION: PUBLIC PROTECTION
ACTIVITY: DETENTION & CORRECTION

DETAIL BY REVENUE CATEGORY AND EXPENDITURE OBJECT		2014-15 FINAL ACTUALS	2015-16 ACTUAL ESTIMATED *	2016-17 RECOMMENDED	2016-17 ADOPTED BY THE BOARD OF SUPERVISORS
1		2	3	4	5
TRANSPORTATION WORK ORDER	2304	0	2,056	0	0
SPECIAL DEPT. EXP. - 04	2304H	666,577	0	0	0
SPECIAL DEPT. EXP. - 30	2330H	(75)	0	0	0
TOTAL SERVICES AND SUPPLIES		758,380	796,254	895,122	895,122
TRANSFERS OUT TO OTHER FUNDS	5111	0	50,000	0	0
TOTAL OTHER FINANCING USES		0	50,000	0	0
TOTAL EXPENDITURES/APPROPRIATIONS		1,156,495	1,288,930	1,411,720	1,411,720
NET COST		(419,982)	(369,102)	(8,280)	(8,280)

THIS PAGE INTENTIONALLY LEFT BLANK

FUND: G001 - GENERAL FUND
FUNCTION: PUBLIC PROTECTION
ACTIVITY: DETENTION & CORRECTION

VENTURA COUNTY PROBATION AGENCY - 2600

BUDGET OVERVIEW

	FINAL BUDGET FY 2015-16	ACTUAL PRIOR YEAR FY 2015-16	REQUESTED BUDGET FY 2016-17	RECOMMENDED BUDGET FY 2016-17	ADOPTED BUDGET FY 2016-17
TOTAL APPROPRIATIONS	73,764,868	66,779,713	73,155,005	72,475,005	72,475,005
TOTAL REVENUES	33,671,932	28,148,372	36,775,457	36,095,457	36,095,457
NET COUNTY COST	40,092,936	38,631,342	36,379,548	36,379,548	36,379,548
AUTH POSITIONS	0	0	478	478	478
FTE POSITIONS	0	0	477.3	477.3	477.3

BUDGET UNIT DESCRIPTION:

BUDGET UNIT: 2600 VENTURA COUNTY PROBATION AGENCY
FUNCTION: PUBLIC PROTECTION
ACTIVITY: DETENTION & CORRECTION

DETAIL BY REVENUE CATEGORY AND EXPENDITURE OBJECT		2014-15 FINAL ACTUALS	2015-16 ACTUAL ESTIMATED *	2016-17 RECOMMENDED	2016-17 ADOPTED BY THE BOARD OF SUPERVISORS
1		2	3	4	5
INVESTMENT INCOME	8911	0	0	13,750	13,750
TOTAL REVENUE USE OF MONEY AND PROPERTY		0	0	13,750	13,750
STATE MOTOR VEHICLE MATCH	9034	268,700	(0)	0	0
2011 REALIGNMENT VEHICLE LICENSE FEE	9036	0	700,000	4,404,738	4,404,738
STATE PUBLIC ASSISTANCE PROGRAMS	9071	182,260	179,920	227,720	227,720
2011 REALIGNMENT SALES TAX SOCIAL SER	9072	20,000	20,000	0	0
STATE SOCIAL SERVICES PUBLIC ASSISTAN	9073	428,300	642,694	697,000	697,000
STATE CORRECTIONS	9171	200,000	678,738	700,000	700,000
STATE PROPOSITION 172 PUBLIC SAFETY F	9231	6,748,859	6,961,209	7,166,538	7,166,538
STATE OTHER	9252	3,032,073	1,260,483	314,750	314,750
STATE SB90	9253	295,491	4,239	0	0
STATE AB1913 JUVENILE PROGRAMS	9254	2,522,728	2,134,154	2,626,445	2,626,445
2011 REALIGNMENT SALES TAX PUBLIC SAF	9255	7,564,662	7,532,486	8,077,816	8,077,816
2011 REALIGNMENT SALES TAX JUVENILE J	9256	2,404,485	2,712,179	3,387,619	3,387,619
FEDERAL CHILDREN	9272	1,100,000	1,034,136	3,200,000	3,200,000
FEDERAL PUBLIC ASSISTANCE PROGRAMS	9273	248,606	198,111	170,000	170,000
FEDERAL OTHER	9351	0	0	1,500,000	1,500,000
OTHER GOVERNMENTAL AGENCIES	9371	71,150	100,000	100,000	100,000
TOTAL INTERGOVERNMENTAL REVENUE		25,087,315	24,158,349	32,572,626	32,572,626
INSTITUTIONAL CARE AND SERVICES	9633	757,945	442,634	236,000	236,000
CONTRACT REVENUE	9703	156,290	235,950	250,000	250,000
PC1203.1B PROBATION SUPV	9704	2,545,735	2,701,231	2,500,000	2,500,000
OTHER INTERFUND REVENUE	9729	781,488	530,712	438,026	438,026
TOTAL CHARGES FOR SERVICES		4,241,458	3,910,526	3,424,026	3,424,026
OTHER SALES	9751	87,734	56,616	51,555	51,555
CONTRIBUTIONS AND DONATIONS	9770	23,565	3,341	18,500	18,500
OTHER NON-GOVERNMENTAL GRANT REVENUE	9780	(10,391)	17,192	15,000	15,000
CASH OVERAGE	9789	20	2	0	0
MISCELLANEOUS REVENUE	9790	110	45	0	0
TOTAL MISCELLANEOUS REVENUES		101,038	77,196	85,055	85,055
CAPITAL ASSETS GAIN REVENUE	9821	0	2,300	0	0
TOTAL OTHER FINANCING SOURCES		0	2,300	0	0
TOTAL REVENUE		29,429,811	28,148,372	36,095,457	36,095,457
REGULAR SALARIES	1101	25,344,744	25,481,981	29,588,010	29,588,010
EXTRA HELP	1102	493,668	385,704	489,490	489,490
OVERTIME	1105	967,718	1,434,755	698,321	698,321
SUPPLEMENTAL PAYMENTS	1106	1,248,176	1,396,168	1,535,004	1,535,004
TERMINATIONS	1107	780,561	958,455	0	0
CALL BACK STAFFING	1108	643,383	177,055	606,000	606,000
RETIREMENT CONTRIBUTION	1121	14,440,318	14,240,996	16,016,025	16,016,025
OASDI CONTRIBUTION	1122	292,345	301,961	404,636	404,636
FICA MEDICARE	1123	422,364	427,593	449,476	449,476

BUDGET UNIT: 2600 VENTURA COUNTY PROBATION AGENCY
FUNCTION: PUBLIC PROTECTION
ACTIVITY: DETENTION & CORRECTION

DETAIL BY REVENUE CATEGORY AND EXPENDITURE OBJECT		2014-15 FINAL ACTUALS	2015-16 ACTUAL ESTIMATED *	2016-17 RECOMMENDED	2016-17 ADOPTED BY THE BOARD OF SUPERVISORS
1		2	3	4	5
SAFE HARBOR	1124	27,838	25,190	2,196	2,196
IN-LIEU CONTRIBUTIONS	1125	0	0	0	0
RETIREE HEALTH PAYMENT 1099	1128	95,116	89,829	0	0
SUPP RETIREMENT PLAN PART D AND REPLA	1129	4,512	4,530	12,258	12,258
GROUP INSURANCE	1141	3,095,381	3,097,592	3,309,913	3,309,913
LIFE INSURANCE FOR DEPARTMENT HEADS A	1142	2,159	2,149	10,315	10,315
STATE UNEMPLOYMENT INSURANCE	1143	34,032	34,299	30,886	30,886
MANAGEMENT DISABILITY INSURANCE	1144	27,009	35,340	48,185	48,185
WORKERS' COMPENSATION INSURANCE	1165	1,460,075	1,679,468	1,988,944	1,988,944
401K PLAN	1171	515,840	532,719	643,419	643,419
SALARY AND EMPLOYEE BENEFITS CURRENT	1991	1,819,368	1,874,237	0	0
SALARY AND EMPLOYEE BENEFITS CURRENT	1992	(637,178)	(697,365)	(680,000)	(680,000)
TOTAL SALARIES AND EMPLOYEE BENEFITS		51,077,430	51,482,655	55,153,078	55,153,078
DISINFECT/EXTERMINATE S	2013H	2,496	0	0	0
CLOTHING AND PERSONAL SUPPLIES	2021	55,705	137,482	133,000	133,000
UNIFORM ALLOWANCE	2022	171,000	164,400	168,300	168,300
SAFETY CLOTH & SUPPLIES	2023H	65,577	0	0	0
COMMUNICATIONS	2031	0	89,412	83,770	83,770
VOICE DATA ISF	2032	518,985	496,613	461,146	461,146
TELEPHONE CHGS - NON ISF	2032H	65,786	0	0	0
RADIO COMMUNICATIONS ISF	2033	65,171	148,116	62,144	62,144
FOOD	2041	387,687	375,282	447,600	447,600
KITCHEN SUPPLIES	2051	31,444	30,103	35,000	35,000
BEDDING AND LINENS SUPPLIES	2052	60	(35)	0	0
LAUNDRY SUPPLIES	2053	8,482	9,291	6,500	6,500
JANITORIAL SUPPLIES	2054	95,467	48,430	82,360	82,360
JANITORIAL SERVICES NON ISF	2055	0	1,891	2,790	2,790
OTHER HOUSEHOLD EXPENSE	2056	0	0	150	150
REFUSE DISPOSAL	2056H	7,078	0	0	0
HAZARDOUS MATERIAL DISPOSAL	2057	108	1,308	561	561
HOUSEKEEPING GROUNDS ISF CHARGS	2058	34,831	24,785	15,700	15,700
GENERAL INSURANCE ALLOCATION ISF	2071	352,232	675,338	637,720	637,720
WITNESS AND INTERPRETER EXPENSE	2091	1,926	5,143	7,530	7,530
EQUIPMENT MAINTENANCE	2101	0	6,776	0	0
EQUIPMENT MAINTENANCE CONTRACTS	2102	3,382	2,551	3,066	3,066
OFFICE EQUIP. MAINTENANCE	2102H	5,855	0	0	0
MAINTENANCE SUPPLIES AND PARTS	2104	0	209	0	0
OTHER EQUIP. MAINTENANCE	2105H	110	0	0	0
BUILDING AND IMPROVEMENTS SUPPLIES AN	2111	0	20,189	10,750	10,750
BUILDINGS AND IMPROVEMENTS MAINTENANC	2112	749	60,876	6,649	6,649
FACILITIES AND MATERIALS SQ FT ALLOCA	2114	3,293,063	3,436,910	3,559,793	3,559,793
FACILITIES PROJECTS ISF	2115	0	27,156	0	0

BUDGET UNIT: 2600 VENTURA COUNTY PROBATION AGENCY
FUNCTION: PUBLIC PROTECTION
ACTIVITY: DETENTION & CORRECTION

DETAIL BY REVENUE CATEGORY AND EXPENDITURE OBJECT		2014-15 FINAL ACTUALS	2015-16 ACTUAL ESTIMATED *	2016-17 RECOMMENDED	2016-17 ADOPTED BY THE BOARD OF SUPERVISORS
1		2	3	4	5
OTHER MAINTENANCE ISF	2116	65,824	35,862	14,000	14,000
MEDICAL AND LABORATORY SUPPLIES	2121	7,402	55,674	85,250	85,250
PHARMACEUTICALS	2123	0	175,320	180,000	180,000
GROUPS-MAINTENANCE	2124H	13,044	0	0	0
MEMBERSHIPS AND DUES	2131	27,135	25,596	36,496	36,496
LAB SUPPLIES & EXPENSE	2134H	53,044	0	0	0
IMPROVEMENTS-MAINT SUPPLIES	2137H	23,687	0	0	0
EDUCATIONAL MATERIALS	2152H	19,697	0	0	0
MISCELLANEOUS EXPENSE	2159	598	3,813	24,600	24,600
OFFICE SUPPLIES	2161	111,863	110,690	125,100	125,100
PRINTING AND BINDING NON ISF	2162	10,609	11,663	13,282	13,282
BOOKS AND PUBLICATIONS	2163	20,207	6,855	25,481	25,481
MAIL CENTER ISF	2164	49,601	47,616	54,364	54,364
PURCHASING CHARGES ISF	2165	48,649	48,623	50,081	50,081
GRAPHICS CHARGES ISF	2166	29,450	34,928	31,711	31,711
COPY MACHINE CHGS ISF	2167	53,203	48,247	52,858	52,858
STORES ISF	2168	4,029	10,966	3,488	3,488
POSTAGE AND SPECIAL DELIVERY	2169	0	2,879	150	150
MISCELLANEOUS OFFICE EXPENSE	2179	15,888	66,199	56,436	56,436
SPECIAL OFFICE EXPENSE	2180H	11,334	0	0	0
BOARD AND COMMISSION MEMBER COMPENSAT	2181	4,200	2,490	4,500	4,500
LAB SERVICES	2188	47,440	34,390	41,000	41,000
COLLECTION AND BILLING SERVICES	2191	986	550	2,000	2,000
SOFTWARE MAINTENANCE AGREEMENTS	2194	0	2,817	2,900	2,900
PROFESSIONAL MEDICAL SERVICES	2197	0	4,240	843,000	843,000
OTHER PROFESSIONAL AND SPECIALIZED NO	2199	867,792	4,199,528	6,393,623	6,393,623
EMPLOYEE HEALTH SERVICES HCA	2201	0	109,843	110,000	110,000
INFORMATION TECHNOLOGY ISF	2202	1,051,262	1,153,564	1,385,870	1,385,870
SPECIAL SERVICES ISF	2206	14,144	16,158	12,468	12,468
BACKGROUND INVESTIGATION SERVS	2213H	6,847	0	0	0
PUBLICATIONS AND LEGAL NOTICES	2221	0	287	1,050	1,050
RENT AND LEASES EQUIPMENT NONCOUNTY O	2231	148,024	122,007	169,939	169,939
BUILDING LEASES AND RENTALS NONCOUNT	2241	772,208	272,870	518,566	518,566
BUILDING LEASES AND RENTALS COUNTY OW	2242	0	425,199	229,423	229,423
STORAGE CHARGES ISF	2244	2,281	2,769	2,799	2,799
BUILDING LEASE NON A87	2246	175,876	199,477	225,461	225,461
COMPUTER EQUIPMENT <5000	2261	280,161	133,295	83,446	83,446
FURNITURE AND FIXTURES <5000	2262	54,552	64,386	16,000	16,000
LEGAL DOCUMENTS/CERT	2262H	693	0	0	0
INSTALLATIONS ELECTRICAL EQUIPMENT IS	2263	0	0	250	250
MINOR EQUIPMENT	2264	274,717	66,321	54,825	54,825
TRAINING ISF	2272	220	280	0	0

BUDGET UNIT: 2600 VENTURA COUNTY PROBATION AGENCY
FUNCTION: PUBLIC PROTECTION
ACTIVITY: DETENTION & CORRECTION

DETAIL BY REVENUE CATEGORY AND EXPENDITURE OBJECT		2014-15 FINAL ACTUALS	2015-16 ACTUAL ESTIMATED *	2016-17 RECOMMENDED	2016-17 ADOPTED BY THE BOARD OF SUPERVISORS
1		2	3	4	5
EDUCATION CONFERENCE AND SEMINARS	2273	11,695	62,405	119,985	119,985
PRIVATE VEHICLE MILEAGE	2291	1,945	1,623	2,100	2,100
TRAVEL EXPENSE	2292	58,764	171,002	213,061	213,061
FREIGHT, EXPRESS, AND OTHER DELIVERY	2293	0	484	0	0
GAS AND DIESEL FUEL NON ISF	2294	0	10	0	0
TRANSPORTATION EXPENSE	2299	17,274	31,905	15,300	15,300
GAS AND DIESEL FUEL ISF	2301	56,837	46,563	60,624	60,624
SPECIAL DEPT. EXP. - 01	2301H	375	0	0	0
TRANSPORTATION CHARGES ISF	2302	295,013	266,139	332,911	332,911
TRANSPORTATION WORK ORDER	2304	0	2,535	3,000	3,000
SPECIAL DEPT. EXP. - 05	2305H	198,466	0	0	0
SPECIAL DEPT. EXP. - 06	2306H	1,776,475	0	0	0
SPECIAL DEPT. EXP. - 08	2308H	1,072,816	0	0	0
SPECIAL DEPT. EXP. - 11	2311H	33,452	0	0	0
SPECIAL DEPT. EXP. - 15	2315H	943,642	0	0	0
WATER PURCHASE	2546H	9,417	0	0	0
SERVICES AND SUPPLIES CURRENT YEAR AD	2991	95,264	95,474	0	0
TOTAL SERVICES AND SUPPLIES		14,005,294	13,935,767	17,321,927	17,321,927
AID PAYMENTS RECIPIENTS 1099	3112	0	(3,945)	0	0
AID PYMTS. - OTHER	3112H	47,342	0	0	0
OTHER LOAN PAYMENTS PRINCIPAL	3312	119,047	0	0	0
INTEREST LONG TERM TECP	3412	93	0	0	0
TOTAL OTHER CHARGES		166,482	(3,945)	0	0
BUILDINGS AND IMPROVEMENTS	4111	3,016	31,622	0	0
LEASEHOLD IMPROVEMENTS	4115	0	329,557	0	0
EQUIPMENT	4601	0	1,004,056	0	0
COMPUTER SOFTWARE	4701	0	0	0	0
OTHER EQUIPMENT	4889H	93,456	0	0	0
TOTAL FIXED ASSETS		96,472	1,365,236	0	0
TOTAL EXPENDITURES/APPROPRIATIONS		65,345,677	66,779,713	72,475,005	72,475,005
NET COST		35,915,867	38,631,342	36,379,548	36,379,548

THIS PAGE INTENTIONALLY LEFT BLANK

FUND: S130 - STORMWATER-UNINCORPORATED
FUNCTION: PUBLIC PROTECTION
ACTIVITY: FLOOD CONTROL & SOIL & WATER CONSERV

STORMWATER UNINCORPORATED - 4090

BUDGET OVERVIEW

	FINAL BUDGET FY 2015-16	ACTUAL PRIOR YEAR FY 2015-16	REQUESTED BUDGET FY 2016-17	RECOMMENDED BUDGET FY 2016-17	ADOPTED BUDGET FY 2016-17
TOTAL APPROPRIATIONS	6,916,367	3,656,919	4,972,900	4,972,900	4,972,900
TOTAL REVENUES	5,134,900	2,454,368	3,062,000	3,062,000	3,062,000
NET COUNTY COST	1,781,467	1,202,551	1,910,900	1,910,900	1,910,900

AUTH POSITIONS
FTE POSITIONS

BUDGET UNIT DESCRIPTION:

The California Regional Water Quality Control Board, Los Angeles Region (RWQCB) issued a National Pollutant Discharge Elimination System Permit (Permit) to the Ventura County Watershed Protection District (District), the County of Ventura (County), and the ten cities governing discharges of stormwater and urban runoff from municipal storm sewer systems (MS4s) into the receiving waters of the Calleguas Creek, Malibu Creek, Santa Clara River, Ventura River, and other coastal watersheds within Ventura County. The County implements various activities relating to the control of stormwater pollution in accordance with the Permit requirements. These activities include inspecting business facilities, investigating reports of illicit discharges, evaluating public infrastructure operations and maintenance procedures, conditioning proposed land development activity with surface water quality conditions, implementing construction site controls, and performing public outreach activities in the unincorporated areas of Ventura County.

BUDGET UNIT: 4090 STORMWATER UNINCORPORATED
FUNCTION: PUBLIC PROTECTION
ACTIVITY: FLOOD CONTROL & SOIL & WATER CONSERVATION

DETAIL BY REVENUE CATEGORY AND EXPENDITURE OBJECT		2014-15 FINAL ACTUALS	2015-16 ACTUAL ESTIMATED *	2016-17 RECOMMENDED	2016-17 ADOPTED BY THE BOARD OF SUPERVISORS
1		2	3	4	5
PENALTIES AND COSTS ON DELINQUENT TAX	8841	188	1,195	0	0
TOTAL FINES FORFEITURES AND PENALTIES		188	1,195	0	0
INVESTMENT INCOME	8911	6,258	7,049	6,400	6,400
TOTAL REVENUE USE OF MONEY AND PROPERTY		6,258	7,049	6,400	6,400
STATE OTHER	9252	898,457	752,494	0	0
OTHER GOVERNMENTAL AGENCIES	9371	218,825	38,603	1,374,500	1,374,500
TOTAL INTERGOVERNMENTAL REVENUE		1,117,282	791,097	1,374,500	1,374,500
SPECIAL ASSESSMENTS	9421	54,115	52,691	56,100	56,100
TOTAL CHARGES FOR SERVICES		54,115	52,691	56,100	56,100
MISCELLANEOUS REVENUE	9790	0	2,336	0	0
TOTAL MISCELLANEOUS REVENUES		0	2,336	0	0
TRANSFERS IN FROM OTHER FUNDS	9831	1,550,000	1,600,000	1,625,000	1,625,000
TOTAL OTHER FINANCING SOURCES		1,550,000	1,600,000	1,625,000	1,625,000
TOTAL REVENUE		2,727,843	2,454,368	3,062,000	3,062,000
HOUSEKEEPING GROUNDS ISF CHARGES	2058	6,178	1,926	0	0
MAINTENANCE SUPPLIES AND PARTS	2104	2,592	1,337	0	0
FACILITIES AND MATERIALS SQ FT ALLOCA	2114	0	2,875	0	0
OTHER MAINTENANCE ISF	2116	0	1,937	0	0
COST ALLOCATION PLAN CHARGES	2158	3,552	9,456	10,000	10,000
MISCELLANEOUS EXPENSE	2159	0	25,223	45,000	45,000
PRINTING AND BINDING NON ISF	2162	2,828	0	0	0
MAIL CENTER ISF	2164	29	0	100	100
PURCHASING CHARGES ISF	2165	5,799	2,871	3,000	3,000
GRAPHICS CHARGES ISF	2166	185	2,625	0	0
ENGINEERING AND TECHNICAL SURVEYS	2183	654,780	195,809	1,467,000	1,467,000
ROADS WPD WS CONSTRUCTION AND MAINTEN	2184	589,559	38,922	196,000	196,000
ATTORNEY SERVICES	2185	10,171	4,577	20,000	20,000
LAB SERVICES	2188	280	0	0	0
OTHER PROFESSIONAL AND SPECIALIZED NO	2199	485,424	424,146	748,000	748,000
MANAGEMENT AND ADMIN SURVEY ISF	2204	9,700	31,500	71,000	71,000
PUBLIC WORKS ISF CHARGES	2205	975,939	1,231,713	627,800	627,800
SPECIAL SERVICES ISF	2206	0	141	0	0
PUBLICATIONS AND LEGAL NOTICES	2221	685	0	0	0
GROUND FACILITY LEASE AND RENT	2243	1,500	0	0	0
MINOR EQUIPMENT	2264	39,582	0	0	0
SPECIAL DEPT. EXP. - 01	2301H	29,333	0	0	0
SPECIAL DEPT. EXP. - 09	2309H	10,200	0	0	0
TOTAL SERVICES AND SUPPLIES		2,828,317	1,975,058	3,187,900	3,187,900
INFRASTRUCTURE PWA ROAD AND WATERSHED	4901	0	1,681,861	1,785,000	1,785,000
TOTAL FIXED ASSETS		0	1,681,861	1,785,000	1,785,000
TOTAL EXPENDITURES/APPROPRIATIONS		2,828,317	3,656,919	4,972,900	4,972,900
NET COST		100,474	1,202,551	1,910,900	1,910,900

FUND: G001 - GENERAL FUND
FUNCTION: PUBLIC PROTECTION
ACTIVITY: PROTECTION INSPECTION

AGRICULTURE COMMISSIONER - 2800

BUDGET OVERVIEW

	FINAL BUDGET FY 2015-16	ACTUAL PRIOR YEAR FY 2015-16	REQUESTED BUDGET FY 2016-17	RECOMMENDED BUDGET FY 2016-17	ADOPTED BUDGET FY 2016-17
TOTAL APPROPRIATIONS	5,151,284	4,593,961	4,918,626	4,918,626	4,918,626
TOTAL REVENUES	3,995,587	3,355,399	3,818,626	3,818,626	3,818,626
NET COUNTY COST	1,155,697	1,238,562	1,100,000	1,100,000	1,100,000
AUTH POSITIONS	0	0	41	41	41
FTE POSITIONS	0	0	41	41	41

BUDGET UNIT DESCRIPTION:

The Agricultural Commissioner protects and promotes agriculture while ensuring the welfare of the public, the industry, and the environment. The Agricultural Commissioner is the leader in promoting and protecting agriculture in Ventura County. Working together with all Ventura County stakeholders, the Commissioner builds the necessary structures for long term success, identifies challenges as they are forming, and quickly develops appropriate action to reach a positive outcome.

BUDGET UNIT: 2800 AGRICULTURE COMMISSIONER
FUNCTION: PUBLIC PROTECTION
ACTIVITY: PROTECTION INSPECTION

DETAIL BY REVENUE CATEGORY AND EXPENDITURE OBJECT		2014-15 FINAL ACTUALS	2015-16 ACTUAL ESTIMATED *	2016-17 RECOMMENDED	2016-17 ADOPTED BY THE BOARD OF SUPERVISORS
1		2	3	4	5
BUSINESS LICENSES	8721	0	25,800	18,000	18,000
TOTAL LICENSES PERMITS AND FRANCHISES		0	25,800	18,000	18,000
FORFEITURES AND PENALTIES	8831	20,500	16,215	200	200
TOTAL FINES FORFEITURES AND PENALTIES		20,500	16,215	200	200
STATE AGRICULTURE	9141	0	0	6,600	6,600
STATE OTHER	9252	2,115,548	2,649,926	2,863,076	2,863,076
STATE SB90	9253	3,731	0	0	0
TOTAL INTERGOVERNMENTAL REVENUE		2,119,278	2,649,926	2,869,676	2,869,676
AGRICULTURAL SERVICES	9501	702,391	660,861	930,550	930,550
PRIOR YEAR REVENUE	9509H	26,685	0	0	0
TOTAL CHARGES FOR SERVICES		729,076	660,861	930,550	930,550
MISCELLANEOUS REVENUE	9790	3,040	2,597	200	200
TOTAL MISCELLANEOUS REVENUES		3,040	2,597	200	200
TOTAL REVENUE		2,871,894	3,355,399	3,818,626	3,818,626
REGULAR SALARIES	1101	2,133,563	2,239,906	2,476,341	2,476,341
EXTRA HELP	1102	103,468	218,291	184,915	184,915
OVERTIME	1105	46,714	16,427	25,000	25,000
SUPPLEMENTAL PAYMENTS	1106	86,281	92,237	101,970	101,970
TERMINATIONS	1107	92,243	36,032	0	0
CALL BACK STAFFING	1108	21,165	1,871	15,899	15,899
RETIREMENT CONTRIBUTION	1121	433,103	472,835	534,589	534,589
OASDI CONTRIBUTION	1122	138,736	140,178	156,920	156,920
FICA MEDICARE	1123	35,031	36,741	37,365	37,365
SAFE HARBOR	1124	8,801	15,743	0	0
RETIREE HEALTH PAYMENT 1099	1128	14,884	9,107	0	0
GROUP INSURANCE	1141	291,340	295,508	302,952	302,952
LIFE INSURANCE FOR DEPARTMENT HEADS A	1142	242	226	240	240
STATE UNEMPLOYMENT INSURANCE	1143	2,792	2,995	2,584	2,584
MANAGEMENT DISABILITY INSURANCE	1144	2,762	3,519	4,095	4,095
WORKERS' COMPENSATION INSURANCE	1165	90,742	106,050	57,234	57,234
401K PLAN	1171	24,658	27,388	31,263	31,263
SALARY AND EMPLOYEE BENEFITS CURRENT	1992	0	0	(71,218)	(71,218)
TOTAL SALARIES AND EMPLOYEE BENEFITS		3,526,524	3,715,054	3,860,149	3,860,149
CLOTHING AND PERSONAL SUPPLIES	2021	0	1,107	0	0
SAFETY CLOTH & SUPPLIES	2023H	645	0	0	0
COMMUNICATIONS	2031	0	24,003	8,399	8,399
VOICE DATA ISF	2032	44,964	47,360	44,835	44,835
TELEPHONE CHGS - NON ISF	2032H	18,957	0	0	0
RADIO COMMUNICATIONS ISF	2033	9,600	9,600	9,600	9,600
HAZARDOUS MATERIAL DISPOSAL	2057	0	0	5,400	5,400
HOUSEKEEPING GROUNDS ISF CHARGS	2058	356	314	0	0
GENERAL INSURANCE ALLOCATION ISF	2071	16,771	34,084	25,369	25,369

BUDGET UNIT: 2800 AGRICULTURE COMMISSIONER
FUNCTION: PUBLIC PROTECTION
ACTIVITY: PROTECTION INSPECTION

DETAIL BY REVENUE CATEGORY AND EXPENDITURE OBJECT		2014-15 FINAL ACTUALS	2015-16 ACTUAL ESTIMATED *	2016-17 RECOMMENDED	2016-17 ADOPTED BY THE BOARD OF SUPERVISORS
1		2	3	4	5
EQUIPMENT MAINTENANCE	2101	0	0	2,292	2,292
OFFICE EQUIP. MAINTENANCE	2102H	534	0	0	0
MAINTENANCE SUPPLIES AND PARTS	2104	0	1,078	0	0
OTHER EQUIP. MAINTENANCE	2105H	1,067	0	0	0
FACILITIES AND MATERIALS SQ FT ALLOCA	2114	42,984	50,004	44,394	44,394
FACILITIES PROJECTS ISF	2115	68,773	0	18,383	18,383
OTHER MAINTENANCE ISF	2116	6,247	1,703	0	0
MEDICAL AND LABORATORY SUPPLIES	2121	0	2,403	1,000	1,000
MEMBERSHIPS AND DUES	2131	0	2,550	0	0
LAB SUPPLIES & EXPENSE	2134H	2,558	0	0	0
CASH SHORTAGE	2156	99	0	0	0
OFFICE SUPPLIES	2161	9,967	9,482	7,959	7,959
BOOKS AND PUBLICATIONS	2163	1,603	968	400	400
MAIL CENTER ISF	2164	7,911	8,270	8,069	8,069
PURCHASING CHARGES ISF	2165	736	926	954	954
GRAPHICS CHARGES ISF	2166	7,021	7,024	0	0
COPY MACHINE CHGS ISF	2167	11,502	11,056	11,458	11,458
STORES ISF	2168	0	100	0	0
POSTAGE AND SPECIAL DELIVERY	2169	0	159	0	0
MISCELLANEOUS OFFICE EXPENSE	2179	0	4,264	45,080	45,080
SPECIAL OFFICE EXPENSE	2180H	2,965	0	0	0
SOFTWARE MAINTENANCE AGREEMENTS	2194	0	3,827	0	0
OTHER PROFESSIONAL AND SPECIALIZED NO	2199	10,445	276,565	400,286	400,286
EMPLOYEE HEALTH SERVICES HCA	2201	2,248	10,102	8,000	8,000
INFORMATION TECHNOLOGY ISF	2202	64,182	69,304	52,567	52,567
COUNTY GEOGRAPHICAL INFORMATION SYSTE	2203	10,260	9,903	13,093	13,093
SPECIAL SERVICES ISF	2206	380	678	0	0
RENT AND LEASES EQUIPMENT NONCOUNTY O	2231	0	1,611	0	0
BUILDING LEASES AND RENTALS NONCOUNT	2241	59,352	4,657	0	0
BUILDING LEASES AND RENTALS COUNTY OW	2242	0	59,352	61,100	61,100
GROUND FACILITY LEASE AND RENT	2243	115	0	0	0
COMPUTER EQUIPMENT <5000	2261	21,948	1,716	24,917	24,917
MINOR EQUIPMENT	2264	1,189	201	1,000	1,000
TRAINING ISF	2272	60	140	0	0
EDUCATION CONFERENCE AND SEMINARS	2273	0	3,599	0	0
PRIVATE VEHICLE MILEAGE	2291	6,950	5,021	9,329	9,329
TRAVEL EXPENSE	2292	9,870	3,362	5,916	5,916
TRANSPORTATION EXPENSE	2299	375	402	10,948	10,948
GAS AND DIESEL FUEL ISF	2301	43,222	37,628	61,302	61,302
TRANSPORTATION CHARGES ISF	2302	163,403	167,334	176,427	176,427
SPECIAL DEPT. EXP. - 02	2302H	235,715	0	0	0
TRANSPORTATION WORK ORDER	2304	0	7,050	0	0

BUDGET UNIT: 2800 AGRICULTURE COMMISSIONER
FUNCTION: PUBLIC PROTECTION
ACTIVITY: PROTECTION INSPECTION

DETAIL BY REVENUE CATEGORY AND EXPENDITURE OBJECT	2014-15 FINAL ACTUALS	2015-16 ACTUAL ESTIMATED *	2016-17 RECOMMENDED	2016-17 ADOPTED BY THE BOARD OF SUPERVISORS
1	2	3	4	5
TOTAL SERVICES AND SUPPLIES	884,975	878,908	1,058,477	1,058,477
TOTAL EXPENDITURES/APPROPRIATIONS	4,411,499	4,593,961	4,918,626	4,918,626
NET COST	1,539,604	1,238,562	1,100,000	1,100,000

FUND: G001 - GENERAL FUND
FUNCTION: PUBLIC PROTECTION
ACTIVITY: PROTECTION INSPECTION

RMA BUILDING AND SAFETY - 2920

BUDGET OVERVIEW

	FINAL BUDGET FY 2015-16	ACTUAL PRIOR YEAR FY 2015-16	REQUESTED BUDGET FY 2016-17	RECOMMENDED BUDGET FY 2016-17	ADOPTED BUDGET FY 2016-17
TOTAL APPROPRIATIONS	3,357,368	3,066,614	3,555,402	3,555,402	3,555,402
TOTAL REVENUES	3,121,619	3,501,744	3,290,402	3,290,402	3,290,402
NET COUNTY COST	235,749	(435,130)	265,000	265,000	265,000
 AUTH POSITIONS	 0	 0	 27	 27	 27
FTE POSITIONS	0	0	27	27	27

BUDGET UNIT DESCRIPTION:

Building and Safety functions to protect the public against hazards associated with the construction, use, and occupancy of buildings and structures. It reviews life-safety plans and structural engineering plans; verifies engineering calculations; issues building permits; inspects buildings and structures to enforce State and local codes regulating design, construction, and use of buildings, electrical wiring, plumbing, and mechanical systems; mitigates conditions of substandard housing and dangerous buildings; and assists with complaint, violation, and enforcement cases. The Division performs Post-Disaster building damage and safety assessments; and determines the extent of building damage and safe re-occupancy of buildings. Under State mandate, the Division enforces Floodplain Construction Standards, Disabled Accessibility Standards, Energy Conservation and Green Building Standards, in compliance with Title 24 of the California Code of Regulations (CCR) and Seismic Hazard Mitigation programs in compliance with Seismic Safety Commission standards; and all other pertinent requirements of Title 24 and Title 25 of the CCR.

Building and Safety activities are funded by plan check, permit issuance, and inspection fees. Revenue is dependent on demand for services.

BUDGET UNIT: 2920 RMA BUILDING AND SAFETY
FUNCTION: PUBLIC PROTECTION
ACTIVITY: PROTECTION INSPECTION

DETAIL BY REVENUE CATEGORY AND EXPENDITURE OBJECT		2014-15 FINAL ACTUALS	2015-16 ACTUAL ESTIMATED *	2016-17 RECOMMENDED	2016-17 ADOPTED BY THE BOARD OF SUPERVISORS
1		2	3	4	5
CONSTRUCTION PERMITS	8731	1,507,083	1,818,563	1,785,442	1,785,442
OTHER LICENSES AND PERMITS INDIRECT R	8798	203,676	251,455	214,777	214,777
TOTAL LICENSES PERMITS AND FRANCHISES		1,710,760	2,070,018	2,000,219	2,000,219
PLANNING AND ENGINEERING SERVICES	9481	1,104,696	1,249,898	1,100,257	1,100,257
TOTAL CHARGES FOR SERVICES		1,104,696	1,249,898	1,100,257	1,100,257
OTHER NON-GOVERNMENTAL GRANT REVENUE	9780	0	0	0	0
CASH OVERAGE	9789	7	594	0	0
MISCELLANEOUS REVENUE	9790	179,432	181,233	189,926	189,926
TOTAL MISCELLANEOUS REVENUES		179,438	181,828	189,926	189,926
TOTAL REVENUE		2,994,894	3,501,744	3,290,402	3,290,402
REGULAR SALARIES	1101	1,452,663	1,663,396	2,079,858	2,079,858
EXTRA HELP	1102	22,658	28,996	30,160	30,160
OVERTIME	1105	6,966	10,928	0	0
SUPPLEMENTAL PAYMENTS	1106	29,749	57,015	59,986	59,986
TERMINATIONS	1107	52,865	121,323	0	0
CALL BACK STAFFING	1108	0	2,091	0	0
RETIREMENT CONTRIBUTION	1121	301,257	353,051	416,490	416,490
OASDI CONTRIBUTION	1122	90,814	108,877	125,638	125,638
FICA MEDICARE	1123	22,008	26,666	30,263	30,263
SAFE HARBOR	1124	1,503	2,759	0	0
RETIREE HEALTH PAYMENT 1099	1128	6,356	0	0	0
GROUP INSURANCE	1141	160,247	179,437	201,708	201,708
LIFE INSURANCE FOR DEPARTMENT HEADS A	1142	164	174	192	192
STATE UNEMPLOYMENT INSURANCE	1143	1,768	2,055	2,112	2,112
MANAGEMENT DISABILITY INSURANCE	1144	3,330	5,295	6,684	6,684
WORKERS' COMPENSATION INSURANCE	1165	32,871	35,268	49,268	49,268
401K PLAN	1171	21,439	24,020	27,336	27,336
SALARY AND EMPLOYEE BENEFITS CURRENT	1991	0	13,027	0	0
TOTAL SALARIES AND EMPLOYEE BENEFITS		2,206,659	2,634,376	3,029,695	3,029,695
CLOTHING AND PERSONAL SUPPLIES	2021	0	4,144	3,200	3,200
SAFETY CLOTH & SUPPLIES	2023H	2,384	0	0	0
COMMUNICATIONS	2031	0	11,462	14,501	14,501
VOICE DATA ISF	2032	22,698	23,368	22,085	22,085
TELEPHONE CHGS - NON ISF	2032H	9,611	0	0	0
RADIO COMMUNICATIONS ISF	2033	10,820	10,820	10,820	10,820
GENERAL INSURANCE ALLOCATION ISF	2071	15,189	44,140	38,718	38,718
FACILITIES AND MATERIALS SQ FT ALLOCA	2114	94,356	93,132	99,425	99,425
FACILITIES PROJECTS ISF	2115	0	0	18,000	18,000
OTHER MAINTENANCE ISF	2116	423	998	196	196
MEMBERSHIPS AND DUES	2131	2,625	5,648	17,502	17,502
CASH SHORTAGE	2156	12	5	0	0
MISCELLANEOUS EXPENSE	2159	0	2,617	0	0

BUDGET UNIT: 2920 RMA BUILDING AND SAFETY
FUNCTION: PUBLIC PROTECTION
ACTIVITY: PROTECTION INSPECTION

DETAIL BY REVENUE CATEGORY AND EXPENDITURE OBJECT		2014-15 FINAL ACTUALS	2015-16 ACTUAL ESTIMATED *	2016-17 RECOMMENDED	2016-17 ADOPTED BY THE BOARD OF SUPERVISORS
1		2	3	4	5
OFFICE SUPPLIES	2161	6,428	9,445	8,427	8,427
PRINTING AND BINDING NON ISF	2162	0	0	1,198	1,198
BOOKS AND PUBLICATIONS	2163	2,381	1,903	10,000	10,000
MAIL CENTER ISF	2164	4,624	191	270	270
PURCHASING CHARGES ISF	2165	2,905	2,841	2,927	2,927
GRAPHICS CHARGES ISF	2166	2,495	2,430	6,000	6,000
COPY MACHINE CHGS ISF	2167	4,941	6,354	4,911	4,911
STORES ISF	2168	54	143	2,621	2,621
MISCELLANEOUS OFFICE EXPENSE	2179	563	25,823	0	0
TEMPORARY HELP	2192	0	3,314	0	0
SOFTWARE MAINTENANCE AGREEMENTS	2194	0	4,719	0	0
COMPUTER SERVICES NON ISF	2195H	2,760	0	0	0
OTHER PROFESSIONAL AND SPECIALIZED NO	2199	84,466	43,085	32,963	32,963
EMPLOYEE HEALTH SERVICES HCA	2201	0	0	0	0
INFORMATION TECHNOLOGY ISF	2202	4,420	5,328	5,940	5,940
SPECIAL SERVICES ISF	2206	602	846	528	528
RENT AND LEASES EQUIPMENT NONCOUNTY O	2231	0	804	18,500	18,500
STORAGE CHARGES ISF	2244	13,300	0	12,121	12,121
STORAGE CHARGES NON ISF	2245	0	21,017	0	0
COMPUTER EQUIPMENT <5000	2261	19,487	17,416	11,863	11,863
FURNITURE AND FIXTURES <5000	2262	3,664	6,118	0	0
MINOR EQUIPMENT	2264	0	0	64,757	64,757
TRAINING ISF	2272	20	20	0	0
EDUCATION CONFERENCE AND SEMINARS	2273	168	1,022	2,551	2,551
IBM PC LEASING-NON ISF	2273H	8,304	0	0	0
PRIVATE VEHICLE MILEAGE	2291	45	171	0	0
TRAVEL EXPENSE	2292	10,153	9,947	18,000	18,000
FREIGHT, EXPRESS, AND OTHER DELIVERY	2293	0	65	0	0
GAS AND DIESEL FUEL ISF	2301	14,749	15,878	15,326	15,326
SPECIAL DEPT. EXP. - 01	2301H	23,457	0	0	0
TRANSPORTATION CHARGES ISF	2302	55,146	54,690	82,357	82,357
MOTORPOOL ISF	2303	0	0	0	0
TRANSPORTATION WORK ORDER	2304	0	2,331	0	0
TOTAL SERVICES AND SUPPLIES		423,250	432,237	525,707	525,707
TOTAL EXPENDITURES/APPROPRIATIONS		2,629,910	3,066,614	3,555,402	3,555,402
NET COST		(364,984)	(435,130)	265,000	265,000

THIS PAGE INTENTIONALLY LEFT BLANK

FUND: G001 - GENERAL FUND
FUNCTION: PUBLIC PROTECTION
ACTIVITY: PROTECTION INSPECTION

RMA CODE COMPLIANCE - 2950

BUDGET OVERVIEW

	FINAL BUDGET FY 2015-16	ACTUAL PRIOR YEAR FY 2015-16	REQUESTED BUDGET FY 2016-17	RECOMMENDED BUDGET FY 2016-17	ADOPTED BUDGET FY 2016-17
TOTAL APPROPRIATIONS	2,240,690	2,133,135	2,359,435	2,359,435	2,359,435
TOTAL REVENUES	1,329,465	1,246,130	1,319,435	1,319,435	1,319,435
NET COUNTY COST	911,225	887,005	1,040,000	1,040,000	1,040,000
AUTH POSITIONS	0	0	18	18	18
FTE POSITIONS	0	0	18	18	18

BUDGET UNIT DESCRIPTION:

The Code Compliance Division comprises two distinct enforcement activities: Building & Zoning Enforcement and Weights and Measures.

BUDGET UNIT: 2950 RMA CODE COMPLIANCE
FUNCTION: PUBLIC PROTECTION
ACTIVITY: PROTECTION INSPECTION

DETAIL BY REVENUE CATEGORY AND EXPENDITURE OBJECT		2014-15 FINAL ACTUALS	2015-16 ACTUAL ESTIMATED *	2016-17 RECOMMENDED	2016-17 ADOPTED BY THE BOARD OF SUPERVISORS
1		2	3	4	5
COMMERCIAL ACTIVITY PERMIT	8771	461,206	520,895	507,000	507,000
SPECIAL USE PERMIT	8772	279,358	271,401	297,742	297,742
OTHER LICENSES AND PERMITS INDIRECT R	8798	48,012	21,183	26,325	26,325
OTHER LICENSES AND PERMITS	8799	37,235	46,518	22,000	22,000
TOTAL LICENSES PERMITS AND FRANCHISES		825,811	859,997	853,067	853,067
FORFEITURES AND PENALTIES	8831	77,075	42,993	91,611	91,611
TOTAL FINES FORFEITURES AND PENALTIES		77,075	42,993	91,611	91,611
STATE OTHER	9252	7,452	19,913	17,280	17,280
TOTAL INTERGOVERNMENTAL REVENUE		7,452	19,913	17,280	17,280
PLANNING AND ENGINEERING SERVICES	9481	0	24,966	27,000	27,000
PLANNING/ENG SERV - CONT	9482H	27,756	0	0	0
OTHER CHARGES FOR SERVICES	9708	295,205	284,834	245,477	245,477
TOTAL CHARGES FOR SERVICES		322,961	309,800	272,477	272,477
CASH OVERAGE	9789	15	3	0	0
MISCELLANEOUS REVENUE	9790	3,576	13,424	85,000	85,000
TOTAL MISCELLANEOUS REVENUES		3,591	13,427	85,000	85,000
TOTAL REVENUE		1,236,889	1,246,130	1,319,435	1,319,435
REGULAR SALARIES	1101	1,121,341	1,246,675	1,387,531	1,387,531
EXTRA HELP	1102	20,101	23,514	15,600	15,600
OVERTIME	1105	994	255	0	0
SUPPLEMENTAL PAYMENTS	1106	36,952	40,877	43,591	43,591
TERMINATIONS	1107	35,000	18,558	0	0
RETIREMENT CONTRIBUTION	1121	233,076	273,009	290,976	290,976
OASDI CONTRIBUTION	1122	68,587	75,884	83,324	83,324
FICA MEDICARE	1123	17,137	19,061	20,383	20,383
SAFE HARBOR	1124	1,354	1,110	0	0
GROUP INSURANCE	1141	117,754	132,778	139,104	139,104
LIFE INSURANCE FOR DEPARTMENT HEADS A	1142	90	90	96	96
STATE UNEMPLOYMENT INSURANCE	1143	1,379	1,531	1,420	1,420
MANAGEMENT DISABILITY INSURANCE	1144	1,509	1,951	2,328	2,328
WORKERS' COMPENSATION INSURANCE	1165	27,443	23,714	30,770	30,770
401K PLAN	1171	15,966	17,389	18,554	18,554
SALARY AND EMPLOYEE BENEFITS CURRENT	1991	0	22,592	0	0
TOTAL SALARIES AND EMPLOYEE BENEFITS		1,698,682	1,898,990	2,033,677	2,033,677
CLOTHING AND PERSONAL SUPPLIES	2021	0	2,078	2,000	2,000
SAFETY CLOTH & SUPPLIES	2023H	1,506	0	0	0
COMMUNICATIONS	2031	0	4,978	2,975	2,975
VOICE DATA ISF	2032	8,747	8,878	8,417	8,417
TELEPHONE CHGS - NON ISF	2032H	2,543	0	0	0
GENERAL INSURANCE ALLOCATION ISF	2071	7,698	15,720	14,890	14,890
EQUIPMENT MAINTENANCE	2101	0	0	1,275	1,275
FACILITIES AND MATERIALS SQ FT ALLOCA	2114	52,452	55,200	58,010	58,010

BUDGET UNIT: 2950 RMA CODE COMPLIANCE
FUNCTION: PUBLIC PROTECTION
ACTIVITY: PROTECTION INSPECTION

DETAIL BY REVENUE CATEGORY AND EXPENDITURE OBJECT		2014-15 FINAL ACTUALS	2015-16 ACTUAL ESTIMATED *	2016-17 RECOMMENDED	2016-17 ADOPTED BY THE BOARD OF SUPERVISORS
1		2	3	4	5
FACILITIES PROJECTS ISF	2115	0	2,528	0	0
OTHER MAINTENANCE ISF	2116	0	1,188	1,892	1,892
MEDICAL AND LABORATORY SUPPLIES	2121	0	0	472	472
MEDICAL CLAIMS ISF	2122	172	123	110	110
MEMBERSHIPS AND DUES	2131	3,144	3,878	4,000	4,000
CASH SHORTAGE	2156	15	24	0	0
MISCELLANEOUS EXPENSE	2159	0	405	0	0
OFFICE SUPPLIES	2161	5,162	8,312	9,194	9,194
PRINTING AND BINDING NON ISF	2162	987	0	661	661
BOOKS AND PUBLICATIONS	2163	174	29	450	450
MAIL CENTER ISF	2164	4,981	5,334	5,336	5,336
PURCHASING CHARGES ISF	2165	1,372	552	569	569
GRAPHICS CHARGES ISF	2166	1,681	2,627	2,700	2,700
STORES ISF	2168	117	178	600	600
MISCELLANEOUS OFFICE EXPENSE	2179	1,924	895	1,500	1,500
TEMPORARY HELP	2192	8,792	0	0	0
SOFTWARE MAINTENANCE AGREEMENTS	2194	0	5,970	6,000	6,000
COMPUTER SERVICES NON ISF	2195H	180	0	0	0
OTHER PROFESSIONAL AND SPECIALIZED NO	2199	6,448	15,329	79,608	79,608
EMPLOYEE HEALTH SERVICES HCA	2201	0	0	4,000	4,000
INFORMATION TECHNOLOGY ISF	2202	3,280	3,388	3,564	3,564
COUNTY GEOGRAPHICAL INFORMATION SYSTE	2203	119	0	0	0
SPECIAL SERVICES ISF	2206	259	731	0	0
RENT AND LEASES EQUIPMENT NONCOUNTY O	2231	0	0	7,000	7,000
STORAGE CHARGES ISF	2244	0	0	425	425
COMPUTER EQUIPMENT <5000	2261	3,296	2,588	12,983	12,983
FURNITURE AND FIXTURES <5000	2262	323	0	0	0
MINOR EQUIPMENT	2264	0	603	4,928	4,928
TRAINING ISF	2272	0	60	0	0
EDUCATION CONFERENCE AND SEMINARS	2273	58	467	736	736
IBM PC LEASING-NON ISF	2273H	187	0	0	0
PRIVATE VEHICLE MILEAGE	2291	0	404	1,500	1,500
SMALL TOOLS & INSTRUMENTS	2291H	18	0	0	0
TRAVEL EXPENSE	2292	12,980	14,352	8,574	8,574
GAS AND DIESEL FUEL ISF	2301	11,640	9,835	12,285	12,285
TRANSPORTATION CHARGES ISF	2302	63,423	66,428	69,104	69,104
SPECIAL DEPT. EXP. - 02	2302H	178	0	0	0
MOTORPOOL ISF	2303	0	0	0	0
TRANSPORTATION WORK ORDER	2304	0	1,064	0	0
TOTAL SERVICES AND SUPPLIES		203,856	234,145	325,758	325,758
TOTAL EXPENDITURES/APPROPRIATIONS		1,902,538	2,133,135	2,359,435	2,359,435
NET COST		665,649	887,005	1,040,000	1,040,000

THIS PAGE INTENTIONALLY LEFT BLANK

FUND: G001 - GENERAL FUND
FUNCTION: PUBLIC PROTECTION
ACTIVITY: OTHER PROTECTION

COUNTY CLERK AND RECORDER - 1900

BUDGET OVERVIEW

	FINAL BUDGET FY 2015-16	ACTUAL PRIOR YEAR FY 2015-16	REQUESTED BUDGET FY 2016-17	RECOMMENDED BUDGET FY 2016-17	ADOPTED BUDGET FY 2016-17
TOTAL APPROPRIATIONS	5,078,211	4,690,093	5,079,400	5,079,400	5,079,400
TOTAL REVENUES	4,866,911	4,998,237	4,829,400	4,829,400	4,829,400
NET COUNTY COST	211,300	(308,144)	250,000	250,000	250,000
AUTH POSITIONS	0	0	40	40	40
FTE POSITIONS	0	0	40	40	40

BUDGET UNIT DESCRIPTION:

The County Clerk and Recorder's Office is responsible for recording and maintaining legal documents which determine ownership of real property, as well as birth, death and marriage records for Ventura County. The office also issues marriage licenses, performs civil marriage ceremonies, processes fictitious business name filings, and provides for the qualification and registration of notaries and miscellaneous statutory oaths and filings. Documents on file are of vital interest to the public, as well as to the real estate, legal and banking communities. All functions of the office are conducted under provisions of the California State Constitution or various State and County codes.

BUDGET UNIT: 1900 COUNTY CLERK AND RECORDER
FUNCTION: PUBLIC PROTECTION
ACTIVITY: OTHER PROTECTION

DETAIL BY REVENUE CATEGORY AND EXPENDITURE OBJECT		2014-15 FINAL ACTUALS	2015-16 ACTUAL ESTIMATED *	2016-17 RECOMMENDED	2016-17 ADOPTED BY THE BOARD OF SUPERVISORS
1		2	3	4	5
BUSINESS MARRIAGE LICENSE FEE-RECORDE	8776H	5,174	0	0	0
OTHER LICENSES AND PERMITS	8799	454,656	459,786	404,400	404,400
TOTAL LICENSES PERMITS AND FRANCHISES		459,830	459,786	404,400	404,400
INVESTMENT INCOME	8911	2	2	0	0
TOTAL REVENUE USE OF MONEY AND PROPERTY		2	2	0	0
RECORDING FEES	9561	3,036,190	4,501,298	4,400,000	4,400,000
FILING FEES	9562H	84,580	0	0	0
RECORDER - AUTOMATION	9564H	801,322	0	0	0
RECORDER - MICROGRAPHICS	9565H	144,395	0	0	0
FIC BUSINESS NAMES FILING FEES	9566H	321,713	0	0	0
OTHER FILING FEES-RECORDER	9567H	650	0	0	0
RECORDER - ERDS	9568H	61,794	0	0	0
TOTAL CHARGES FOR SERVICES		4,450,644	4,501,298	4,400,000	4,400,000
OTHER SALES	9751	27,864	25,400	25,000	25,000
OTHER DEPT SALES	9763H	3,965	0	0	0
CASH OVERAGE	9789	130	172	0	0
MISCELLANEOUS REVENUE	9790	14,579	11,580	0	0
TOTAL MISCELLANEOUS REVENUES		46,538	37,151	25,000	25,000
TOTAL REVENUE		4,957,014	4,998,237	4,829,400	4,829,400
REGULAR SALARIES	1101	2,017,933	2,083,083	2,684,167	2,684,167
EXTRA HELP	1102	41,891	61,223	100,000	100,000
OVERTIME	1105	17,459	35,582	50,000	50,000
SUPPLEMENTAL PAYMENTS	1106	42,888	45,707	50,030	50,030
TERMINATIONS	1107	57,545	70,090	0	0
RETIREMENT CONTRIBUTION	1121	432,231	457,599	506,802	506,802
OASDI CONTRIBUTION	1122	123,927	128,366	145,260	145,260
FICA MEDICARE	1123	30,672	32,302	35,189	35,189
SAFE HARBOR	1124	3,574	4,984	0	0
SUPP RETIREMENT PLAN PART D AND REPLA	1129	38,745	38,628	43,214	43,214
GROUP INSURANCE	1141	284,058	293,343	325,338	325,338
LIFE INSURANCE FOR DEPARTMENT HEADS A	1142	220	221	240	240
STATE UNEMPLOYMENT INSURANCE	1143	2,278	2,375	2,432	2,432
MANAGEMENT DISABILITY INSURANCE	1144	2,230	2,964	3,390	3,390
WORKERS' COMPENSATION INSURANCE	1165	33,915	28,549	47,717	47,717
401K PLAN	1171	35,932	37,974	42,866	42,866
SALARY AND EMPLOYEE BENEFITS CURRENT	1992	0	0	(487,162)	(487,162)
TOTAL SALARIES AND EMPLOYEE BENEFITS		3,165,497	3,322,991	3,549,483	3,549,483
VOICE DATA ISF	2032	61,243	64,834	64,252	64,252
RADIO COMMUNICATIONS ISF	2033	0	2,800	0	0
GENERAL INSURANCE ALLOCATION ISF	2071	11,522	22,958	23,057	23,057
EQUIPMENT MAINTENANCE CONTRACTS	2102	10,433	313,550	332,562	332,562
MAINTENANCE SUPPLIES AND PARTS	2104	0	34,705	46,000	46,000

BUDGET UNIT: 1900 COUNTY CLERK AND RECORDER
FUNCTION: PUBLIC PROTECTION
ACTIVITY: OTHER PROTECTION

DETAIL BY REVENUE CATEGORY AND EXPENDITURE OBJECT		2014-15 FINAL ACTUALS	2015-16 ACTUAL ESTIMATED *	2016-17 RECOMMENDED	2016-17 ADOPTED BY THE BOARD OF SUPERVISORS
1		2	3	4	5
FACILITIES AND MATERIALS SQ FT ALLOCA	2114	116,863	129,948	133,342	133,342
FACILITIES PROJECTS ISF	2115	0	68,552	0	0
OTHER MAINTENANCE ISF	2116	143,228	66,793	150,000	150,000
MEMBERSHIPS AND DUES	2131	3,727	4,099	3,000	3,000
CASH SHORTAGE	2156	7	50	0	0
OFFICE SUPPLIES	2161	12,658	11,260	23,000	23,000
PRINTING AND BINDING NON ISF	2162	0	0	0	0
BOOKS AND PUBLICATIONS	2163	3,298	2,152	3,500	3,500
MAIL CENTER ISF	2164	85,588	84,797	98,467	98,467
PURCHASING CHARGES ISF	2165	6,932	5,769	5,942	5,942
GRAPHICS CHARGES ISF	2166	13,774	17,685	13,000	13,000
COPY MACHINE CHGS ISF	2167	9,305	8,511	9,248	9,248
STORES ISF	2168	1,734	1,887	2,000	2,000
MICROFILM SUPPLIES	2175H	37,758	0	0	0
MISCELLANEOUS OFFICE EXPENSE	2179	107,051	117,892	200,000	200,000
TEMPORARY HELP	2192	0	5,485	0	0
COMPUTER SERVICES NON ISF	2195H	260,459	0	0	0
OTHER PROFESSIONAL AND SPECIALIZED NO	2199	5,803	10,628	12,625	12,625
EMPLOYEE HEALTH SERVICES HCA	2201	0	1,836	1,000	1,000
INFORMATION TECHNOLOGY ISF	2202	164,443	166,958	154,287	154,287
COUNTY GEOGRAPHICAL INFORMATION SYSTE	2203	500	500	815	815
SPECIAL SERVICES ISF	2206	8,765	8,942	4,275	4,275
BUILDING LEASES AND RENTALS NONCOUNT	2241	2,520	2,520	30,000	30,000
STORAGE CHARGES ISF	2244	28,253	2,846	0	0
STORAGE CHARGES NON ISF	2245	0	31,709	29,000	29,000
COMPUTER EQUIPMENT <5000	2261	12,258	19,734	40,000	40,000
LIBRARY BOOKS AND PUBLICATIONS	2271	0	89,981	100,000	100,000
TRAINING ISF	2272	120	60	0	0
EDUCATION CONFERENCE AND SEMINARS	2273	0	1,035	1,000	1,000
PRIVATE VEHICLE MILEAGE	2291	1,413	6,370	3,000	3,000
TRAVEL EXPENSE	2292	32,226	29,493	32,000	32,000
TRANSPORTATION EXPENSE	2299	877	16	0	0
GAS AND DIESEL FUEL ISF	2301	2,634	91	2,682	2,682
SPECIAL DEPT. EXP. - 01	2301H	87,054	0	0	0
TRANSPORTATION CHARGES ISF	2302	8,224	372	4,313	4,313
MOTORPOOL ISF	2303	6,398	7,197	7,550	7,550
TOTAL SERVICES AND SUPPLIES		1,247,068	1,344,013	1,529,917	1,529,917
EQUIPMENT	4601	0	23,089	0	0
COMPUTER EQUIPMENT	4862H	28,776	0	0	0
TOTAL FIXED ASSETS		28,776	23,089	0	0
TOTAL EXPENDITURES/APPROPRIATIONS		4,441,341	4,690,093	5,079,400	5,079,400
NET COST		(515,673)	(308,144)	250,000	250,000

THIS PAGE INTENTIONALLY LEFT BLANK

FUND: G001 - GENERAL FUND
FUNCTION: PUBLIC PROTECTION
ACTIVITY: OTHER PROTECTION

RMA OPERATIONS - 2900

BUDGET OVERVIEW

	FINAL BUDGET FY 2015-16	ACTUAL PRIOR YEAR FY 2015-16	REQUESTED BUDGET FY 2016-17	RECOMMENDED BUDGET FY 2016-17	ADOPTED BUDGET FY 2016-17
TOTAL APPROPRIATIONS	3,273,593	3,003,385	3,336,153	3,336,153	3,336,153
TOTAL REVENUES	223,000	155,169	151,153	151,153	151,153
NET COUNTY COST	3,050,593	2,848,216	3,185,000	3,185,000	3,185,000
AUTH POSITIONS	0	0	23	23	23
FTE POSITIONS	0	0	23	23	23

BUDGET UNIT DESCRIPTION:

RMA-Operations provides general administration for the Resource Management Agency and is responsible for central services that include accounting and fiscal activities, personnel services, facility support, graphics services, IT support, and GIS services. Net cost is allocated to line divisions and is a component of Agency user fees.

BUDGET UNIT: 2900 RMA OPERATIONS
FUNCTION: PUBLIC PROTECTION
ACTIVITY: OTHER PROTECTION

DETAIL BY REVENUE CATEGORY AND EXPENDITURE OBJECT		2014-15 FINAL ACTUALS	2015-16 ACTUAL ESTIMATED *	2016-17 RECOMMENDED	2016-17 ADOPTED BY THE BOARD OF SUPERVISORS
1		2	3	4	5
STATE SB90	9253	24,562	0	0	0
TOTAL INTERGOVERNMENTAL REVENUE		24,562	0	0	0
PLANNING AND ENGINEERING SERVICES	9481	0	36,650	100,000	100,000
PLANNING/ENG SERV - CONT	9482H	44,866	0	0	0
OTHER CHARGES FOR SERVICES	9708	17,957	13,866	36,645	36,645
OTHER INTERFUND REVENUE	9729	15,200	0	10,000	10,000
TOTAL CHARGES FOR SERVICES		78,022	50,516	146,645	146,645
OTHER SALES	9751	3,284	7,658	3,508	3,508
OTHER NON-GOVERNMENTAL GRANT REVENUE	9780	0	95,841	0	0
MISCELLANEOUS REVENUE	9790	17,778	903	1,000	1,000
TOTAL MISCELLANEOUS REVENUES		21,062	104,402	4,508	4,508
CAPITAL ASSETS GAIN REVENUE	9821	0	250	0	0
LONGTERM DEBT PROCEEDS	9841	(3)	0	0	0
TOTAL OTHER FINANCING SOURCES		(3)	250	0	0
TOTAL REVENUE		123,643	155,169	151,153	151,153
REGULAR SALARIES	1101	1,403,787	1,384,751	1,662,912	1,662,912
EXTRA HELP	1102	21,422	34,144	0	0
OVERTIME	1105	1,617	3,813	0	0
SUPPLEMENTAL PAYMENTS	1106	56,042	58,297	60,845	60,845
TERMINATIONS	1107	80,515	99,696	0	0
RETIREMENT CONTRIBUTION	1121	354,486	365,504	376,012	376,012
OASDI CONTRIBUTION	1122	99,809	100,143	105,510	105,510
FICA MEDICARE	1123	25,120	25,554	26,655	26,655
SAFE HARBOR	1124	2,250	3,251	0	0
GROUP INSURANCE	1141	154,574	151,705	156,120	156,120
LIFE INSURANCE FOR DEPARTMENT HEADS A	1142	271	271	288	288
STATE UNEMPLOYMENT INSURANCE	1143	1,996	2,002	1,849	1,849
MANAGEMENT DISABILITY INSURANCE	1144	3,782	7,043	6,296	6,296
WORKERS' COMPENSATION INSURANCE	1165	33,799	34,942	50,264	50,264
401K PLAN	1171	30,488	29,767	31,437	31,437
TOTAL SALARIES AND EMPLOYEE BENEFITS		2,269,957	2,300,885	2,478,188	2,478,188
CLOTHING AND PERSONAL SUPPLIES	2021	0	163	750	750
COMMUNICATIONS	2031	0	4,080	2,300	2,300
VOICE DATA ISF	2032	65,060	73,545	73,850	73,850
TELEPHONE CHGS - NON ISF	2032H	3,931	0	0	0
GENERAL INSURANCE ALLOCATION ISF	2071	13,719	27,532	25,134	25,134
EQUIPMENT MAINTENANCE	2101	0	0	1,500	1,500
EQUIPMENT MAINTENANCE CONTRACTS	2102	0	0	77,576	77,576
OFFICE EQUIP. MAINTENANCE	2102H	7,258	0	0	0
FACILITIES AND MATERIALS SQ FT ALLOCA	2114	69,780	72,636	74,538	74,538
OTHER MAINTENANCE ISF	2116	846	886	0	0
MEMBERSHIPS AND DUES	2131	892	859	500	500

BUDGET UNIT: 2900 RMA OPERATIONS
FUNCTION: PUBLIC PROTECTION
ACTIVITY: OTHER PROTECTION

DETAIL BY REVENUE CATEGORY AND EXPENDITURE OBJECT		2014-15 FINAL ACTUALS	2015-16 ACTUAL ESTIMATED *	2016-17 RECOMMENDED	2016-17 ADOPTED BY THE BOARD OF SUPERVISORS
1		2	3	4	5
CASH SHORTAGE	2156	0	0	0	0
MISCELLANEOUS EXPENSE	2159	0	347	0	0
OFFICE SUPPLIES	2161	14,148	12,173	19,554	19,554
PRINTING AND BINDING NON ISF	2162	0	0	1,000	1,000
BOOKS AND PUBLICATIONS	2163	4,696	2,610	3,000	3,000
MAIL CENTER ISF	2164	13,763	23,256	24,883	24,883
PURCHASING CHARGES ISF	2165	2,946	3,459	3,563	3,563
GRAPHICS CHARGES ISF	2166	152	38	1,250	1,250
COPY MACHINE CHGS ISF	2167	10,905	10,617	10,529	10,529
STORES ISF	2168	1,765	1,389	6,500	6,500
MISCELLANEOUS OFFICE EXPENSE	2179	2,208	372	0	0
ENGINEERING AND TECHNICAL SURVEYS	2183	0	50,148	100,000	100,000
TEMPORARY HELP	2192	0	0	20,000	20,000
SOFTWARE MAINTENANCE AGREEMENTS	2194	0	103,861	50,000	50,000
COMPUTER SERVICES NON ISF	2195H	41,308	0	0	0
OTHER PROFESSIONAL AND SPECIALIZED NO	2199	18,800	86,852	69,667	69,667
EMPLOYEE HEALTH SERVICES HCA	2201	0	1,370	3,000	3,000
INFORMATION TECHNOLOGY ISF	2202	50,433	87,223	68,567	68,567
COUNTY GEOGRAPHICAL INFORMATION SYSTE	2203	105,090	77,075	128,767	128,767
SPECIAL SERVICES ISF	2206	323	3,652	0	0
PUBLICATIONS AND LEGAL NOTICES	2221	2,231	0	0	0
RENT AND LEASES EQUIPMENT NONCOUNTY O	2231	0	6,722	15,000	15,000
SOFTWARE RENTAL NON ISF	2236	0	0	2,537	2,537
STORAGE CHARGES ISF	2244	13,647	1,151	20,000	20,000
STORAGE CHARGES NON ISF	2245	0	(55)	0	0
COMPUTER EQUIPMENT <5000	2261	42,404	32,009	30,000	30,000
FURNITURE AND FIXTURES <5000	2262	1,399	2,813	2,000	2,000
MINOR EQUIPMENT	2264	1,080	0	0	0
TRAINING ISF	2272	20	20	0	0
EDUCATION CONFERENCE AND SEMINARS	2273	0	232	7,000	7,000
IBM PC LEASING-NON ISF	2273H	6,931	0	0	0
PRIVATE VEHICLE MILEAGE	2291	4,913	5,905	5,000	5,000
TRAVEL EXPENSE	2292	8,279	9,416	10,000	10,000
GAS AND DIESEL FUEL ISF	2301	0	144	0	0
SPECIAL DEPT. EXP. - 01	2301H	114,792	0	0	0
MOTORPOOL ISF	2303	0	0	0	0
TOTAL SERVICES AND SUPPLIES		623,719	702,500	857,965	857,965
TOTAL EXPENDITURES/APPROPRIATIONS		2,893,676	3,003,385	3,336,153	3,336,153
NET COST		2,770,033	2,848,216	3,185,000	3,185,000

THIS PAGE INTENTIONALLY LEFT BLANK

FUND: G001 - GENERAL FUND
FUNCTION: PUBLIC PROTECTION
ACTIVITY: OTHER PROTECTION

RMA PLANNING DEPARTMENT - 2910

BUDGET OVERVIEW

	FINAL BUDGET FY 2015-16	ACTUAL PRIOR YEAR FY 2015-16	REQUESTED BUDGET FY 2016-17	RECOMMENDED BUDGET FY 2016-17	ADOPTED BUDGET FY 2016-17
TOTAL APPROPRIATIONS	7,800,174	5,276,103	5,103,193	5,103,193	5,103,193
TOTAL REVENUES	3,301,044	3,105,714	3,449,193	3,449,193	3,449,193
NET COUNTY COST	4,499,130	2,170,390	1,654,000	1,654,000	1,654,000
AUTH POSITIONS	0	0	41	41	41
FTE POSITIONS	0	0	40.88	40.88	40.88

BUDGET UNIT DESCRIPTION:

The purpose of the Planning Division is to protect the health, safety, and welfare of the general public through the administration and enforcement of the County General Plan, ordinances, permitting and permit conditions, Board policy, and State and Federal laws regarding land development and environmental regulation. The Planning Division performs land use planning and implementation for the unincorporated areas of the County, as well as regional planning and coordination with the 10 cities and other entities.

BUDGET UNIT: 2910 RMA PLANNING DEPARTMENT
FUNCTION: PUBLIC PROTECTION
ACTIVITY: OTHER PROTECTION

DETAIL BY REVENUE CATEGORY AND EXPENDITURE OBJECT		2014-15 FINAL ACTUALS	2015-16 ACTUAL ESTIMATED *	2016-17 RECOMMENDED	2016-17 ADOPTED BY THE BOARD OF SUPERVISORS
1		2	3	4	5
ZONING PERMITS ADMINISTRATION	8751	268,620	259,556	334,247	334,247
OTHER LICENSES AND PERMITS INDIRECT R	8798	528,924	728,516	810,106	810,106
OTHER LICENSES AND PERMITS	8799	43,568	13,605	20,000	20,000
TOTAL LICENSES PERMITS AND FRANCHISES		841,112	1,001,677	1,164,353	1,164,353
FORFEITURES AND PENALTIES	8831	10,000	0	0	0
TOTAL FINES FORFEITURES AND PENALTIES		10,000	0	0	0
STATE OTHER	9252	275,420	163,986	18,194	18,194
STATE SB90	9253	12,795	0	0	0
TOTAL INTERGOVERNMENTAL REVENUE		288,215	163,986	18,194	18,194
PLANNING AND ENGINEERING SERVICES	9481	1,382,374	1,723,702	2,167,672	2,167,672
PLANNING/ENG SERV - CONT	9482H	277,446	0	0	0
OTHER CHARGES FOR SERVICES	9708	25,449	28,374	65,974	65,974
TOTAL CHARGES FOR SERVICES		1,685,270	1,752,076	2,233,646	2,233,646
OTHER SALES	9751	4,658	2,469	0	0
OTHER NON-GOVERNMENTAL GRANT REVENUE	9780	0	7,205	0	0
CASH OVERAGE	9789	5	23	0	0
MISCELLANEOUS REVENUE	9790	20,768	178,128	33,000	33,000
TOTAL MISCELLANEOUS REVENUES		25,431	187,825	33,000	33,000
CAPITAL ASSETS GAIN REVENUE	9821	0	150	0	0
TOTAL OTHER FINANCING SOURCES		0	150	0	0
TOTAL REVENUE		2,850,027	3,105,714	3,449,193	3,449,193
REGULAR SALARIES	1101	2,608,653	2,910,510	3,174,592	3,174,592
EXTRA HELP	1102	7,941	0	10,400	10,400
OVERTIME	1105	0	0	0	0
SUPPLEMENTAL PAYMENTS	1106	114,735	129,548	131,891	131,891
TERMINATIONS	1107	36,102	56,265	0	0
RETIREMENT CONTRIBUTION	1121	526,763	600,122	639,056	639,056
OASDI CONTRIBUTION	1122	163,060	182,085	186,007	186,007
FICA MEDICARE	1123	38,842	43,579	45,271	45,271
SAFE HARBOR	1124	670	0	0	0
RETIREE HEALTH PAYMENT 1099	1128	14,160	9,107	0	0
GROUP INSURANCE	1141	254,476	280,450	272,040	272,040
LIFE INSURANCE FOR DEPARTMENT HEADS A	1142	271	292	288	288
STATE UNEMPLOYMENT INSURANCE	1143	3,175	3,538	3,118	3,118
MANAGEMENT DISABILITY INSURANCE	1144	4,089	5,716	6,465	6,465
WORKERS' COMPENSATION INSURANCE	1165	49,493	61,227	91,957	91,957
401K PLAN	1171	42,467	48,139	53,392	53,392
SALARY AND EMPLOYEE BENEFITS CURRENT	1991	0	2,075	0	0
TOTAL SALARIES AND EMPLOYEE BENEFITS		3,864,897	4,332,653	4,614,477	4,614,477
CLOTHING AND PERSONAL SUPPLIES	2021	0	1,025	874	874
SAFETY CLOTH & SUPPLIES	2023H	1,291	0	0	0
COMMUNICATIONS	2031	0	152	28	28

BUDGET UNIT: 2910 RMA PLANNING DEPARTMENT
FUNCTION: PUBLIC PROTECTION
ACTIVITY: OTHER PROTECTION

DETAIL BY REVENUE CATEGORY AND EXPENDITURE OBJECT		2014-15 FINAL ACTUALS	2015-16 ACTUAL ESTIMATED *	2016-17 RECOMMENDED	2016-17 ADOPTED BY THE BOARD OF SUPERVISORS
1		2	3	4	5
VOICE DATA ISF	2032	31,530	32,229	30,578	30,578
TELEPHONE CHGS - NON ISF	2032H	507	0	0	0
GENERAL INSURANCE ALLOCATION ISF	2071	32,872	56,484	42,368	42,368
FACILITIES AND MATERIALS SQ FT ALLOCA	2114	140,280	146,028	149,841	149,841
FACILITIES PROJECTS ISF	2115	0	302	0	0
OTHER MAINTENANCE ISF	2116	1,110	5,427	848	848
MEMBERSHIPS AND DUES	2131	2,946	1,659	2,500	2,500
CASH SHORTAGE	2156	22	4	0	0
MISCELLANEOUS EXPENSE	2159	0	93	0	0
OFFICE SUPPLIES	2161	6,450	9,894	12,999	12,999
PRINTING AND BINDING NON ISF	2162	8,159	395	5,000	5,000
BOOKS AND PUBLICATIONS	2163	2,125	2,029	1,499	1,499
MAIL CENTER ISF	2164	5,758	5,901	6,121	6,121
PURCHASING CHARGES ISF	2165	2,352	2,597	2,674	2,674
GRAPHICS CHARGES ISF	2166	2,944	503	6,001	6,001
COPY MACHINE CHGS ISF	2167	11,099	11,836	11,031	11,031
STORES ISF	2168	138	197	533	533
MISCELLANEOUS OFFICE EXPENSE	2179	1,398	4,580	500	500
BOARD AND COMMISSION MEMBER COMPENSAT	2181	8,250	6,600	11,250	11,250
TEMPORARY HELP	2192	2,361	9,087	5,667	5,667
SOFTWARE MAINTENANCE AGREEMENTS	2194	0	760	0	0
COMPUTER SERVICES NON ISF	2195H	1,805	0	0	0
OTHER PROFESSIONAL AND SPECIALIZED NO	2199	175,741	533,961	68,889	68,889
EMPLOYEE HEALTH SERVICES HCA	2201	0	4,056	15,000	15,000
INFORMATION TECHNOLOGY ISF	2202	6,512	7,053	7,249	7,249
PUBLIC WORKS ISF CHARGES	2205	144	0	0	0
SPECIAL SERVICES ISF	2206	2,723	1,230	0	0
PUBLICATIONS AND LEGAL NOTICES	2221	28,367	33,407	33,000	33,000
RENT AND LEASES EQUIPMENT NONCOUNTY O	2231	0	4,333	15,000	15,000
STORAGE CHARGES ISF	2244	5,680	2,089	7,500	7,500
STORAGE CHARGES NON ISF	2245	0	6,887	0	0
COMPUTER EQUIPMENT <5000	2261	11,306	10,031	10,500	10,500
FURNITURE AND FIXTURES <5000	2262	1,406	3,474	15,000	15,000
MINOR EQUIPMENT	2264	646	0	0	0
TRAINING ISF	2272	40	40	0	0
EDUCATION CONFERENCE AND SEMINARS	2273	0	1,120	19,000	19,000
IBM PC LEASING-NON ISF	2273H	9,621	0	0	0
PRIVATE VEHICLE MILEAGE	2291	1,348	1,180	1,638	1,638
TRAVEL EXPENSE	2292	20,479	16,848	2,215	2,215
MOTORPOOL ISF	2303	3,135	3,959	3,413	3,413
SERVICES AND SUPPLIES CURRENT YEAR AD	2991	0	16,000	0	0
TOTAL SERVICES AND SUPPLIES		530,547	943,450	488,716	488,716

BUDGET UNIT: 2910 RMA PLANNING DEPARTMENT
FUNCTION: PUBLIC PROTECTION
ACTIVITY: OTHER PROTECTION

DETAIL BY REVENUE CATEGORY AND EXPENDITURE OBJECT	2014-15 FINAL ACTUALS	2015-16 ACTUAL ESTIMATED *	2016-17 RECOMMENDED	2016-17 ADOPTED BY THE BOARD OF SUPERVISORS
1	2	3	4	5
TOTAL EXPENDITURES/APPROPRIATIONS	4,395,444	5,276,103	5,103,193	5,103,193
NET COST	1,545,417	2,170,390	1,654,000	1,654,000

FUND: G001 - GENERAL FUND
FUNCTION: PUBLIC PROTECTION
ACTIVITY: OTHER PROTECTION

HCA MEDICAL EXAMINER - 3070

BUDGET OVERVIEW

	FINAL BUDGET FY 2015-16	ACTUAL PRIOR YEAR FY 2015-16	REQUESTED BUDGET FY 2016-17	RECOMMENDED BUDGET FY 2016-17	ADOPTED BUDGET FY 2016-17
TOTAL APPROPRIATIONS	3,276,958	2,306,873	2,505,000	2,505,000	2,505,000
TOTAL REVENUES	11,824	3,961	5,000	5,000	5,000
NET COUNTY COST	3,265,134	2,302,912	2,500,000	2,500,000	2,500,000
AUTH POSITIONS	0	0	11	11	11
FTE POSITIONS	0	0	11	11	11

BUDGET UNIT DESCRIPTION:

The Ventura County Medical Examiner Office investigates suspicious, unusual, unnatural, and sudden unexpected deaths. The purpose of the office is to determine the cause and manner of deaths through autopsy examinations and investigation of circumstances of death. The types of deaths reportable to the office is outlined in California state statutes (27491 government code).

BUDGET UNIT: 3070 HCA MEDICAL EXAMINER
FUNCTION: PUBLIC PROTECTION
ACTIVITY: OTHER PROTECTION

DETAIL BY REVENUE CATEGORY AND EXPENDITURE OBJECT		2014-15 FINAL ACTUALS	2015-16 ACTUAL ESTIMATED *	2016-17 RECOMMENDED	2016-17 ADOPTED BY THE BOARD OF SUPERVISORS
1		2	3	4	5
STATE SB90	9253	10,227	0	0	0
TOTAL INTERGOVERNMENTAL REVENUE		10,227	0	0	0
OTHER SALES	9751	4,391	3,961	5,000	5,000
TOTAL MISCELLANEOUS REVENUES		4,391	3,961	5,000	5,000
TOTAL REVENUE		14,618	3,961	5,000	5,000
REGULAR SALARIES	1101	654,848	856,928	1,146,391	1,146,391
EXTRA HELP	1102	0	35,300	0	0
MANDATORY FURLOUGH	1103	0	0	0	0
OVERTIME	1105	22,286	11,234	5,000	5,000
SUPPLEMENTAL PAYMENTS	1106	142,346	136,036	123,965	123,965
TERMINATIONS	1107	6,649	21,423	0	0
CALL BACK STAFFING	1108	162,746	110,830	90,000	90,000
RETIREMENT CONTRIBUTION	1121	157,493	171,745	228,378	228,378
OASDI CONTRIBUTION	1122	44,116	57,657	53,856	53,856
FICA MEDICARE	1123	14,049	16,634	17,221	17,221
SAFE HARBOR	1124	0	184	0	0
RETIREE HEALTH PAYMENT 1099	1128	8,527	9,107	10,000	10,000
GROUP INSURANCE	1141	51,525	71,247	85,008	85,008
LIFE INSURANCE FOR DEPARTMENT HEADS A	1142	45	69	96	96
STATE UNEMPLOYMENT INSURANCE	1143	1,163	1,360	1,173	1,173
MANAGEMENT DISABILITY INSURANCE	1144	840	1,642	4,332	4,332
WORKERS' COMPENSATION INSURANCE	1165	24,978	23,815	26,088	26,088
401K PLAN	1171	8,890	16,638	21,643	21,643
SALARY AND EMPLOYEE BENEFITS CURRENT	1991	9,803	0	72,877	72,877
TOTAL SALARIES AND EMPLOYEE BENEFITS		1,310,305	1,541,849	1,886,028	1,886,028
CLOTHING AND PERSONAL SUPPLIES	2021	0	742	1,500	1,500
UNIFORM ALLOWANCE	2022	0	1,549	3,500	3,500
COMMUNICATIONS	2031	0	1,352	6,000	6,000
VOICE DATA ISF	2032	10,846	13,613	10,263	10,263
TELEPHONE CHGS - NON ISF	2032H	3,400	0	0	0
BEDDING AND LINENS SUPPLIES	2052	0	0	0	0
JANITORIAL SUPPLIES	2054	2,316	1,827	1,600	1,600
JANITORIAL SERVICES NON ISF	2055	0	0	7,100	7,100
OTHER HOUSEHOLD EXPENSE	2056	0	1,872	500	500
REFUSE DISPOSAL	2056H	1,878	0	0	0
HAZARDOUS MATERIAL DISPOSAL	2057	831	884	5,000	5,000
HOUSEKEEPING GROUNDS ISF CHARGS	2058	227	0	227	227
GENERAL INSURANCE ALLOCATION ISF	2071	4,932	9,148	7,774	7,774
INSURANCE	2072	0	0	5,407	5,407
EQUIPMENT MAINTENANCE	2101	0	5,949	10,000	10,000
EQUIPMENT MAINTENANCE CONTRACTS	2102	0	0	500	500
MAINTENANCE SUPPLIES AND PARTS	2104	0	11,927	5,000	5,000

BUDGET UNIT: 3070 HCA MEDICAL EXAMINER
FUNCTION: PUBLIC PROTECTION
ACTIVITY: OTHER PROTECTION

DETAIL BY REVENUE CATEGORY AND EXPENDITURE OBJECT		2014-15 FINAL ACTUALS	2015-16 ACTUAL ESTIMATED *	2016-17 RECOMMENDED	2016-17 ADOPTED BY THE BOARD OF SUPERVISORS
1		2	3	4	5
OTHER EQUIP. MAINTENANCE	2105H	5,427	0	0	0
BUILDINGS AND IMPROVEMENTS MAINTENANC	2112	3,929	8,313	10,000	10,000
FACILITIES AND MATERIALS SQ FT ALLOCA	2114	6,823	0	6,823	6,823
FACILITIES PROJECTS ISF	2115	0	221	0	0
MEDICAL AND LABORATORY SUPPLIES	2121	20,107	24,511	25,000	25,000
GROUPS-MAINTENANCE	2124H	4,404	0	0	0
MEMBERSHIPS AND DUES	2131	689	499	4,000	4,000
MISCELLANEOUS EXPENSE	2159	3,534	8,776	5,000	5,000
OFFICE SUPPLIES	2161	4,287	9,349	3,000	3,000
PRINTING AND BINDING NON ISF	2162	144	0	500	500
BOOKS AND PUBLICATIONS	2163	0	48	500	500
MAIL CENTER ISF	2164	415	129	270	270
PURCHASING CHARGES ISF	2165	4,531	3,228	3,989	3,989
COPY MACHINE CHGS ISF	2167	3,247	3,873	3,227	3,227
STORES ISF	2168	0	4	0	0
MISCELLANEOUS OFFICE EXPENSE	2179	3,321	4,992	4,500	4,500
SOFTWARE MAINTENANCE AGREEMENTS	2194	0	712	0	0
PROFESSIONAL MEDICAL SERVICES	2197	0	812	0	0
OTHER PROFESSIONAL AND SPECIALIZED NO	2199	431,970	504,924	368,390	368,390
EMPLOYEE HEALTH SERVICES HCA	2201	0	0	4,000	4,000
INFORMATION TECHNOLOGY ISF	2202	9,303	11,077	11,464	11,464
PUBLIC WORKS ISF CHARGES	2205	0	3,616	0	0
SPECIAL SERVICES ISF	2206	38	33	38	38
PUBLICATIONS AND LEGAL NOTICES	2221	0	961	2,000	2,000
STORAGE CHARGES ISF	2244	3,748	585	3,748	3,748
STORAGE CHARGES NON ISF	2245	0	1,877	0	0
COMPUTER EQUIPMENT <5000	2261	0	18,174	500	500
FURNITURE AND FIXTURES <5000	2262	0	942	0	0
MINOR EQUIPMENT	2264	1,937	10,882	3,400	3,400
EDUCATION CONFERENCE AND SEMINARS	2273	138	1,271	15,000	15,000
PRIVATE VEHICLE MILEAGE	2291	0	380	500	500
TRAVEL EXPENSE	2292	3,405	5,597	5,000	5,000
GAS AND DIESEL FUEL ISF	2301	9,523	8,095	10,165	10,165
TRANSPORTATION CHARGES ISF	2302	31,826	28,694	28,587	28,587
TRANSPORTATION WORK ORDER	2304	0	494	0	0
UTILITIES	2311	17,611	15,875	25,000	25,000
SERVICES AND SUPPLIES CURRENT YEAR AD	2991	51,657	37,219	10,000	10,000
SERVICES AND SUPPLIES CURRENT YEAR AD	2992	0	0	0	0
TOTAL SERVICES AND SUPPLIES		646,441	765,024	618,972	618,972
BUILDINGS AND IMPROVEMENTS	4111	0	0	0	0
EQUIPMENT	4601	0	0	0	0
TOTAL FIXED ASSETS		0	0	0	0

BUDGET UNIT: 3070 HCA MEDICAL EXAMINER
FUNCTION: PUBLIC PROTECTION
ACTIVITY: OTHER PROTECTION

DETAIL BY REVENUE CATEGORY AND EXPENDITURE OBJECT	2014-15 FINAL ACTUALS	2015-16 ACTUAL ESTIMATED *	2016-17 RECOMMENDED	2016-17 ADOPTED BY THE BOARD OF SUPERVISORS
1	2	3	4	5
TOTAL EXPENDITURES/APPROPRIATIONS	1,956,746	2,306,873	2,505,000	2,505,000
NET COST	1,942,128	2,302,912	2,500,000	2,500,000

FUND: G001 - GENERAL FUND
FUNCTION: PUBLIC PROTECTION
ACTIVITY: OTHER PROTECTION

ANIMAL SERVICES - 3160

BUDGET OVERVIEW

	FINAL BUDGET FY 2015-16	ACTUAL PRIOR YEAR FY 2015-16	REQUESTED BUDGET FY 2016-17	RECOMMENDED BUDGET FY 2016-17	ADOPTED BUDGET FY 2016-17
TOTAL APPROPRIATIONS	7,625,081	7,090,439	7,217,084	7,114,187	7,114,187
TOTAL REVENUES	4,787,479	4,549,949	5,014,187	5,014,187	5,014,187
NET COUNTY COST	2,837,602	2,540,490	2,202,897	2,100,000	2,100,000
AUTH POSITIONS	0	0	65	65	65
FTE POSITIONS	0	0	65	65	65

BUDGET UNIT DESCRIPTION:

The mission of Animal Services is to improve the lives of the animals under our care, to be timely and compassionate in our response to customer issues, to educate through community outreach and public awareness, and to provide for the health and safety of the citizens and animals of Ventura County.

The Department is responsible for the board and care of sick, injured, abandoned and stray animals, and for the enforcement of state and local laws affecting animals. Services are provided in five divisions: (1) Shelter Operations provides sheltering for impounded animals and operates public counters to provide lost and found services, adopt, reclaim and relinquish pets and livestock, educate the community on services that can help keep pets with families by running the Pet Retention Program through the Main Animal Shelter in Camarillo and the Satellite Animal Shelter in Simi Valley; (2) Field Services provides for state mandated rabies suppression, pickup and disposal of dead animals, citizen complain investigations, and transportation to a care facility for sick or injured wildlife. Field Services also provides leash law enforcement and other services as specified in various city contracts; (3) Licensing provides for over-the-counter licensing, online license services, door-to-door license canvassing and a computerized licensing system; (4) Veterinary Services provides for medical treatment and care of shelter animals and spaying and neutering of animals; (5) Administration provides for department management.

BUDGET UNIT: 3160 ANIMAL SERVICES
FUNCTION: PUBLIC PROTECTION
ACTIVITY: OTHER PROTECTION

DETAIL BY REVENUE CATEGORY AND EXPENDITURE OBJECT		2014-15 FINAL ACTUALS	2015-16 ACTUAL ESTIMATED *	2016-17 RECOMMENDED	2016-17 ADOPTED BY THE BOARD OF SUPERVISORS
1		2	3	4	5
ANIMAL LICENSES	8711	1,292,347	1,438,187	1,385,000	1,385,000
ANIMAL LICENSE REBATE CONTRA	8713	(1,015,481)	0	0	0
OTHER LICENSES AND PERMITS	8799	0	0	0	0
TOTAL LICENSES PERMITS AND FRANCHISES		276,866	1,438,187	1,385,000	1,385,000
FORFEITURES AND PENALTIES	8831	25,484	98,360	40,000	40,000
TOTAL FINES FORFEITURES AND PENALTIES		25,484	98,360	40,000	40,000
STATE SB90	9253	259,646	0	0	0
OTHER GOVERNMENTAL AGENCIES	9371	0	0	0	0
TOTAL INTERGOVERNMENTAL REVENUE		259,646	0	0	0
HUMANE SERVICES	9541	52,291	128,475	150,000	150,000
CONTRACT REVENUE	9703	3,357,545	2,626,192	3,194,187	3,194,187
NSF CHECK CHARGE	9707	0	175	0	0
TOTAL CHARGES FOR SERVICES		3,409,836	2,754,841	3,344,187	3,344,187
OTHER SALES	9751	21,165	215,134	200,000	200,000
CONTRIBUTIONS AND DONATIONS	9770	28,869	6,200	20,000	20,000
OTHER NON-GOVERNMENTAL GRANT REVENUE	9780	72,000	1,000	0	0
MISCELLANEOUS REVENUE	9790	27,724	36,227	25,000	25,000
TOTAL MISCELLANEOUS REVENUES		149,758	258,561	245,000	245,000
TOTAL REVENUE		4,121,590	4,549,949	5,014,187	5,014,187
REGULAR SALARIES	1101	2,137,623	2,491,546	3,332,879	3,332,879
EXTRA HELP	1102	456,743	407,555	100,000	100,000
OVERTIME	1105	197,576	192,693	50,000	50,000
SUPPLEMENTAL PAYMENTS	1106	59,616	70,504	52,968	52,968
TERMINATIONS	1107	75,709	64,108	0	0
CALL BACK STAFFING	1108	547	150	0	0
RETIREMENT CONTRIBUTION	1121	454,904	541,536	627,913	627,913
OASDI CONTRIBUTION	1122	147,581	167,930	205,154	205,154
FICA MEDICARE	1123	41,244	45,397	48,697	48,697
SAFE HARBOR	1124	38,768	37,479	20,000	20,000
RETIREE HEALTH PAYMENT 1099	1128	12,713	18,937	0	0
GROUP INSURANCE	1141	346,585	399,183	513,912	513,912
LIFE INSURANCE FOR DEPARTMENT HEADS A	1142	236	282	336	336
STATE UNEMPLOYMENT INSURANCE	1143	3,315	3,686	3,312	3,312
MANAGEMENT DISABILITY INSURANCE	1144	2,997	4,619	5,659	5,659
WORKERS' COMPENSATION INSURANCE	1165	348,203	307,584	203,306	203,306
401K PLAN	1171	17,897	17,783	25,512	25,512
SALARY AND EMPLOYEE BENEFITS CURRENT	1991	105,822	0	0	0
TOTAL SALARIES AND EMPLOYEE BENEFITS		4,448,079	4,770,969	5,189,648	5,189,648
ANIMAL MEDICINES/SERUMS	2014H	0	0	0	0
UNIFORM ALLOWANCE	2022	16,100	21,760	27,075	27,075
COMMUNICATIONS	2031	0	8,967	12,162	12,162
VOICE DATA ISF	2032	39,669	53,175	46,842	46,842

BUDGET UNIT: 3160 ANIMAL SERVICES
FUNCTION: PUBLIC PROTECTION
ACTIVITY: OTHER PROTECTION

DETAIL BY REVENUE CATEGORY AND EXPENDITURE OBJECT		2014-15 FINAL ACTUALS	2015-16 ACTUAL ESTIMATED *	2016-17 RECOMMENDED	2016-17 ADOPTED BY THE BOARD OF SUPERVISORS
1		2	3	4	5
TELEPHONE CHGS - NON ISF	2032H	8,777	0	0	0
RADIO COMMUNICATIONS ISF	2033	9,457	9,741	9,610	9,610
FOOD	2041	109,301	139,988	100,000	100,000
LAUNDRY SUPPLIES	2053	0	10	0	0
JANITORIAL SUPPLIES	2054	0	4,039	15,000	15,000
OTHER HOUSEHOLD EXPENSE	2056	0	5,965	30,000	30,000
REFUSE DISPOSAL	2056H	38,094	0	0	0
HOUSEKEEPING GROUNDS ISF CHARGS	2058	329	169	0	0
GENERAL INSURANCE ALLOCATION ISF	2071	29,249	53,308	47,026	47,026
MAINTENANCE SUPPLIES AND PARTS	2104	39,859	37,568	15,000	15,000
FACILITIES AND MATERIALS SQ FT ALLOCA	2114	253,500	284,381	270,076	270,076
FACILITIES PROJECTS ISF	2115	0	4,178	0	0
OTHER MAINTENANCE ISF	2116	5,374	4,280	1,500	1,500
MEDICAL AND LABORATORY SUPPLIES	2121	4,729	216,393	25,000	25,000
PHARMACEUTICALS	2123	0	149,845	276,834	276,834
MEMBERSHIPS AND DUES	2131	2,626	4,515	3,500	3,500
DRUG SUPPLIES	2131H	252,437	0	0	0
SURGICAL SUPPLIES EXPENSE	2135H	8,268	0	0	0
SPAY AND NEUTER SUBVENTION	2142	525	0	0	0
CASH SHORTAGE	2156	150	0	0	0
MISCELLANEOUS EXPENSE	2159	7,095	5,152	5,843	5,843
OFFICE SUPPLIES	2161	18,842	21,204	25,000	25,000
SPAY/NEUTER SUBVENT-CATS	2161H	470	0	0	0
PRINTING AND BINDING NON ISF	2162	73	80	300	300
BOOKS AND PUBLICATIONS	2163	686	2,020	1,000	1,000
MAIL CENTER ISF	2164	85,385	70,496	106,282	106,282
PURCHASING CHARGES ISF	2165	10,379	11,446	11,790	11,790
GRAPHICS CHARGES ISF	2166	29,515	31,695	14,456	14,456
COPY MACHINE CHGS ISF	2167	23,554	35,218	17,351	17,351
STORES ISF	2168	1,052	284	300	300
MISCELLANEOUS OFFICE EXPENSE	2179	6	0	0	0
BOARD AND COMMISSION MEMBER COMPENSAT	2181	200	400	0	0
CREDIT CARD FEES	2190	0	17,197	13,000	13,000
TEMPORARY HELP	2192	12,650	11,051	0	0
SOFTWARE MAINTENANCE AGREEMENTS	2194	0	34,612	33,840	33,840
COMPUTER SERVICES NON ISF	2195H	32,051	0	0	0
PROFESSIONAL MEDICAL SERVICES	2197	88,916	74,930	80,000	80,000
OTHER PROFESSIONAL AND SPECIALIZED NO	2199	24,234	86,109	40,000	40,000
EMPLOYEE HEALTH SERVICES HCA	2201	0	21,233	7,000	7,000
INFORMATION TECHNOLOGY ISF	2202	116,756	106,811	90,082	90,082
SPECIAL SERVICES ISF	2206	1,758	657	0	0
RENT AND LEASES EQUIPMENT NONCOUNTY O	2231	356	0	0	0

BUDGET UNIT: 3160 ANIMAL SERVICES
FUNCTION: PUBLIC PROTECTION
ACTIVITY: OTHER PROTECTION

DETAIL BY REVENUE CATEGORY AND EXPENDITURE OBJECT		2014-15 FINAL ACTUALS	2015-16 ACTUAL ESTIMATED *	2016-17 RECOMMENDED	2016-17 ADOPTED BY THE BOARD OF SUPERVISORS
1		2	3	4	5
BUILDING LEASES AND RENTALS NONCOUNT	2241	159,900	240	240	240
BUILDING LEASES AND RENTALS COUNTY OW	2242	0	159,660	159,660	159,660
COMPUTER EQUIPMENT <5000	2261	55,905	12,376	8,000	8,000
FURNITURE AND FIXTURES <5000	2262	6,641	3,381	9,500	9,500
INSTALLATIONS ELECTRICAL EQUIPMENT IS	2263	0	0	0	0
MINOR EQUIPMENT	2264	6,378	47,474	57,000	57,000
TRAINING ISF	2272	240	480	500	500
EDUCATION CONFERENCE AND SEMINARS	2273	0	13,499	26,000	26,000
PRIVATE VEHICLE MILEAGE	2291	3,676	1,950	2,500	2,500
SMALL TOOLS & INSTRUMENTS	2291H	45,813	0	0	0
TRAVEL EXPENSE	2292	15,164	13,079	5,000	5,000
TRANSPORTATION EXPENSE	2299	0	60	0	0
GAS AND DIESEL FUEL ISF	2301	66,124	51,203	71,389	71,389
TRANSPORTATION CHARGES ISF	2302	154,368	181,086	241,781	241,781
SPECIAL DEPT. EXP. - 03	2303H	362	0	0	0
TRANSPORTATION WORK ORDER	2304	0	1,947	600	600
SPECIAL DEPT. EXP. - 05	2305H	387	0	0	0
UTILITIES	2311	13,162	13,816	16,500	16,500
SERVICES AND SUPPLIES CURRENT YEAR AD	2991	50,573	0	0	0
TOTAL SERVICES AND SUPPLIES		1,851,116	2,029,128	1,924,539	1,924,539
BUILDINGS AND IMPROVEMENTS	4111	7,010	137,234	0	0
LEASEHOLD IMPROVEMENTS	4115	6,930	70,325	0	0
ANIMAL SERVICES SHELTER IMPROVEMENT C	4229	0	32,755	0	0
EQUIPMENT	4601	0	50,027	0	0
TOTAL FIXED ASSETS		13,939	290,341	0	0
TOTAL EXPENDITURES/APPROPRIATIONS		6,313,134	7,090,439	7,114,187	7,114,187
NET COST		2,191,544	2,540,490	2,100,000	2,100,000

FUND: S100 - SPAY/NEUTER PROGRAM
FUNCTION: PUBLIC PROTECTION
ACTIVITY: OTHER PROTECTION

SPAY AND NEUTER PROGRAM - 3170

BUDGET OVERVIEW

	FINAL BUDGET FY 2015-16	ACTUAL PRIOR YEAR FY 2015-16	REQUESTED BUDGET FY 2016-17	RECOMMENDED BUDGET FY 2016-17	ADOPTED BUDGET FY 2016-17
TOTAL APPROPRIATIONS	20,000	16,992	20,000	20,000	20,000
TOTAL REVENUES	20,000	41	20,000	20,000	20,000
NET COUNTY COST	0	16,951	0	0	0

AUTH POSITIONS
FTE POSITIONS

BUDGET UNIT DESCRIPTION:

The main objective of this program is to provide low cost spay and neuter opportunities as a means of controlling pet overpopulation. It is used to offset the cost of sterilization of cats and dogs. The Spay/Neuter Program is also used for educational purposes related to the spay and neuter of dogs and cats. Funding comes from the collection of state fees received upon retrieval of the impoundment of unaltered dogs and cats.

BUDGET UNIT: 3170 SPAY AND NEUTER PROGRAM
FUNCTION: PUBLIC PROTECTION
ACTIVITY: OTHER PROTECTION

DETAIL BY REVENUE CATEGORY AND EXPENDITURE OBJECT		2014-15 FINAL ACTUALS	2015-16 ACTUAL ESTIMATED *	2016-17 RECOMMENDED	2016-17 ADOPTED BY THE BOARD OF SUPERVISORS
1		2	3	4	5
INVESTMENT INCOME	8911	42	41	0	0
TOTAL REVENUE USE OF MONEY AND PROPERTY		42	41	0	0
SPAY-NEUTER ESCHEATMENTS	9778H	28,000	0	0	0
MISCELLANEOUS REVENUE	9790	0	0	20,000	20,000
TOTAL MISCELLANEOUS REVENUES		28,000	0	20,000	20,000
TOTAL REVENUE		28,042	41	20,000	20,000
SPAY AND NEUTER SUBVENTION	2142	6,105	16,040	16,000	16,000
COST ALLOCATION PLAN CHARGES	2158	152	952	0	0
SPAY/NEUTER SUBVENT-CATS	2161H	5,430	0	0	0
OTHER PROFESSIONAL AND SPECIALIZED NO	2199	4,605	0	4,000	4,000
TOTAL SERVICES AND SUPPLIES		16,292	16,992	20,000	20,000
TOTAL EXPENDITURES/APPROPRIATIONS		16,292	16,992	20,000	20,000
NET COST		(11,750)	16,951	0	0

FUND: G001 - GENERAL FUND
FUNCTION: PUBLIC PROTECTION
ACTIVITY: OTHER PROTECTION

PUBLIC ADMINISTRATOR / PUBLIC GUARDIAN - 3440

BUDGET OVERVIEW

	FINAL BUDGET FY 2015-16	ACTUAL PRIOR YEAR FY 2015-16	REQUESTED BUDGET FY 2016-17	RECOMMENDED BUDGET FY 2016-17	ADOPTED BUDGET FY 2016-17
TOTAL APPROPRIATIONS	1,744,292	1,569,614	1,789,929	1,789,929	1,789,929
TOTAL REVENUES	570,700	578,914	570,700	570,700	570,700
NET COUNTY COST	1,173,592	990,700	1,219,229	1,219,229	1,219,229
AUTH POSITIONS	0	0	17	17	17
FTE POSITIONS	0	0	17	17	17

BUDGET UNIT DESCRIPTION:

The Human Services Agency's mission is to strengthen families, promote self-sufficiency, and support safety, health, and well-being. The Agency's budget is the consolidation of programs and activities designed to provide necessary social and employment services and assistance to those in need. The Agency seeks to fulfill its mission as it administers a wide range of mandated and non-mandated Federal, State, and County programs in accordance with all applicable regulations.

The Public Administrator Public Guardian provides an array of estate administration and financial management services to the most vulnerable residents in our community who are not able to do so themselves and do not have anyone else who is able or willing to do so.

BUDGET UNIT: 3440 PUBLIC ADMINISTRATOR / PUBLIC GUARDIAN
FUNCTION: PUBLIC PROTECTION
ACTIVITY: OTHER PROTECTION

DETAIL BY REVENUE CATEGORY AND EXPENDITURE OBJECT		2014-15 FINAL ACTUALS	2015-16 ACTUAL ESTIMATED *	2016-17 RECOMMENDED	2016-17 ADOPTED BY THE BOARD OF SUPERVISORS
1		2	3	4	5
OTHER LICENSES AND PERMITS	8799	12,780	11,752	10,000	10,000
TOTAL LICENSES PERMITS AND FRANCHISES		12,780	11,752	10,000	10,000
INVESTMENT INCOME	8911	8,152	12,911	25,000	25,000
TOTAL REVENUE USE OF MONEY AND PROPERTY		8,152	12,911	25,000	25,000
STATE MENTAL HEALTH	9111	320,700	320,700	320,700	320,700
TOTAL INTERGOVERNMENTAL REVENUE		320,700	320,700	320,700	320,700
ESTATE FEES	9531	57,799	34,539	40,000	40,000
TOTAL CHARGES FOR SERVICES		57,799	34,539	40,000	40,000
MISCELLANEOUS REVENUE	9790	141,725	199,012	175,000	175,000
TOTAL MISCELLANEOUS REVENUES		141,725	199,012	175,000	175,000
TOTAL REVENUE		541,156	578,914	570,700	570,700
REGULAR SALARIES	1101	663,552	658,761	693,024	693,024
EXTRA HELP	1102	64,386	88,379	0	0
OVERTIME	1105	31,460	46,738	7,500	7,500
SUPPLEMENTAL PAYMENTS	1106	20,689	21,439	19,495	19,495
TERMINATIONS	1107	12,997	11,463	0	0
RETIREMENT CONTRIBUTION	1121	138,219	145,329	153,578	153,578
OASDI CONTRIBUTION	1122	43,725	43,274	44,164	44,164
FICA MEDICARE	1123	11,200	11,472	10,341	10,341
SAFE HARBOR	1124	5,484	8,401	0	0
GROUP INSURANCE	1141	92,404	97,856	102,024	102,024
LIFE INSURANCE FOR DEPARTMENT HEADS A	1142	39	16	0	0
STATE UNEMPLOYMENT INSURANCE	1143	915	946	705	705
MANAGEMENT DISABILITY INSURANCE	1144	547	251	0	0
WORKERS' COMPENSATION INSURANCE	1165	20,652	23,014	22,282	22,282
401K PLAN	1171	5,940	5,454	4,140	4,140
SALARY AND EMPLOYEE BENEFITS CURRENT	1991	0	0	178,107	178,107
TOTAL SALARIES AND EMPLOYEE BENEFITS		1,112,210	1,162,794	1,235,360	1,235,360
COMMUNICATIONS	2031	0	465	0	0
VOICE DATA ISF	2032	10,011	9,768	9,157	9,157
HOUSEKEEPING GROUNDS ISF CHARGS	2058	0	87	0	0
GENERAL INSURANCE ALLOCATION ISF	2071	6,971	12,420	9,741	9,741
WITNESS AND INTERPRETER EXPENSE	2091	2,520	0	2,000	2,000
FACILITIES AND MATERIALS SQ FT ALLOCA	2114	1,416	3,180	3,430	3,430
MEMBERSHIPS AND DUES	2131	1,410	1,299	2,000	2,000
MISCELLANEOUS EXPENSE	2159	873	0	0	0
OFFICE SUPPLIES	2161	10,170	3,632	6,000	6,000
PRINTING AND BINDING NON ISF	2162	133	0	0	0
BOOKS AND PUBLICATIONS	2163	718	502	1,540	1,540
MAIL CENTER ISF	2164	8,880	9,901	10,042	10,042
PURCHASING CHARGES ISF	2165	1,076	959	988	988
GRAPHICS CHARGES ISF	2166	0	200	0	0

BUDGET UNIT: 3440 PUBLIC ADMINISTRATOR / PUBLIC GUARDIAN
FUNCTION: PUBLIC PROTECTION
ACTIVITY: OTHER PROTECTION

DETAIL BY REVENUE CATEGORY AND EXPENDITURE OBJECT		2014-15 FINAL ACTUALS	2015-16 ACTUAL ESTIMATED *	2016-17 RECOMMENDED	2016-17 ADOPTED BY THE BOARD OF SUPERVISORS
1		2	3	4	5
STORES ISF	2168	63	35	0	0
MISCELLANEOUS OFFICE EXPENSE	2179	0	622	0	0
TEMPORARY HELP	2192	0	0	11,000	11,000
OTHER PROFESSIONAL AND SPECIALIZED NO	2199	31,947	33,994	89,000	89,000
INFORMATION TECHNOLOGY ISF	2202	2,664	2,849	3,168	3,168
SPECIAL SERVICES ISF	2206	865	815	528	528
BUILDING LEASES AND RENTALS NONCOUNT	2241	81,496	99,511	99,510	99,510
STORAGE CHARGES ISF	2244	1,960	3,471	2,296	2,296
COMPUTER EQUIPMENT <5000	2261	0	10,000	3,000	3,000
FURNITURE AND FIXTURES <5000	2262	1,123	0	0	0
MINOR EQUIPMENT	2264	389	36	1,000	1,000
LIBRARY BOOKS AND PUBLICATIONS	2271	0	2,096	0	0
TRAINING ISF	2272	20	40	1,800	1,800
EDUCATION CONFERENCE AND SEMINARS	2273	0	1,833	800	800
PRIVATE VEHICLE MILEAGE	2291	215	128	2,000	2,000
SMALL TOOLS & INSTRUMENTS	2291H	6,295	0	0	0
TRAVEL EXPENSE	2292	3,534	4,746	5,000	5,000
TRANSPORTATION EXPENSE	2299	3,828	3,805	10,000	10,000
GAS AND DIESEL FUEL ISF	2301	15,806	13,097	17,001	17,001
SPECIAL DEPT. EXP. - 01	2301H	7,971	0	0	0
TRANSPORTATION CHARGES ISF	2302	37,586	35,965	34,346	34,346
SPECIAL DEPT. EXP. - 02	2302H	1	0	0	0
MOTORPOOL ISF	2303	3,145	3,349	3,477	3,477
TRANSPORTATION WORK ORDER	2304	0	207	0	0
SERVICES AND SUPPLIES CURRENT YEAR AD	2991	151,090	137,303	213,745	213,745
SERVICES AND SUPPLIES CURRENT YEAR AD	2992	0	(968)	0	0
TOTAL SERVICES AND SUPPLIES		394,177	395,349	542,569	542,569
AID PAYMENTS RECIPIENTS	3111	0	129	12,000	12,000
AID PAYMENTS RECIPIENTS 1099	3112	0	11,342	0	0
TOTAL OTHER CHARGES		0	11,471	12,000	12,000
TOTAL EXPENDITURES/APPROPRIATIONS		1,506,387	1,569,614	1,789,929	1,789,929
NET COST		965,231	990,700	1,219,229	1,219,229

THIS PAGE INTENTIONALLY LEFT BLANK

FUND: G001 - GENERAL FUND
FUNCTION: PUBLIC PROTECTION
ACTIVITY: OTHER PROTECTION

PUBLIC WORKS INTEGRATED WASTE MANAGEMENT DIVISION - 4040

BUDGET OVERVIEW

	FINAL BUDGET FY 2015-16	ACTUAL PRIOR YEAR FY 2015-16	REQUESTED BUDGET FY 2016-17	RECOMMENDED BUDGET FY 2016-17	ADOPTED BUDGET FY 2016-17
TOTAL APPROPRIATIONS	1,891,912	1,725,770	1,827,125	1,827,125	1,827,125
TOTAL REVENUES	1,789,347	1,717,680	1,827,125	1,827,125	1,827,125
NET COUNTY COST	102,565	8,090	0	0	0
AUTH POSITIONS	0	0	9	9	9
FTE POSITIONS	0	0	8.78	8.78	8.78

BUDGET UNIT DESCRIPTION:

The Integrated Waste Management Division (IWMD) plans and implements Board of Supervisors' policies relating to recycling and solid waste programs; regulation of solid waste and recyclables collectors and facility operators in the unincorporated area; monitoring and remediation of the County's closed disposal sites; the development and implementation of State-required waste management plans and programs; and administration of the Ventura County Recycling Market Development Zone. The performance measure of this division is a state mandated ceiling of pounds per person per day of solid waste generated by the residents in the unincorporated County areas; the target is a per capita rate of less than 7.7.

BUDGET UNIT: 4040 PUBLIC WORKS INTEGRATED WASTE MANAGEMEN
FUNCTION: PUBLIC PROTECTION
ACTIVITY: OTHER PROTECTION

DETAIL BY REVENUE CATEGORY AND EXPENDITURE OBJECT		2014-15 FINAL ACTUALS	2015-16 ACTUAL ESTIMATED *	2016-17 RECOMMENDED	2016-17 ADOPTED BY THE BOARD OF SUPERVISORS
1		2	3	4	5
RENTS AND CONCESSIONS	8931	4,195	1,500	1,500	1,500
ROYALTIES	8951	0	0	0	0
TOTAL REVENUE USE OF MONEY AND PROPERTY		4,195	1,500	1,500	1,500
STATE OTHER	9252	34,258	49,620	91,852	91,852
OTHER GOVERNMENTAL AGENCIES	9371	24,786	22,771	28,000	28,000
TOTAL INTERGOVERNMENTAL REVENUE		59,044	72,391	119,852	119,852
PLANNING AND ENGINEERING SERVICES	9481	1,586,920	1,591,290	1,630,273	1,630,273
PERMIT FEES	9613H	16,042	0	0	0
OTHER CHARGES FOR SERVICES	9708	0	42,970	60,000	60,000
PUBLIC WORKS SERVICES	9716	66,070	3,134	0	0
TOTAL CHARGES FOR SERVICES		1,669,032	1,637,395	1,690,273	1,690,273
DEVELOPER CONTRIBUTIONS	9774	0	0	12,000	12,000
MISCELLANEOUS REVENUE	9790	8,351	6,395	3,500	3,500
TOTAL MISCELLANEOUS REVENUES		8,351	6,395	15,500	15,500
TOTAL REVENUE		1,740,623	1,717,680	1,827,125	1,827,125
REGULAR SALARIES	1101	827,303	775,002	835,661	835,661
EXTRA HELP	1102	0	0	10,920	10,920
SUPPLEMENTAL PAYMENTS	1106	28,361	27,543	29,136	29,136
TERMINATIONS	1107	17,137	41,929	0	0
RETIREMENT CONTRIBUTION	1121	164,030	163,919	170,398	170,398
OASDI CONTRIBUTION	1122	50,297	47,305	51,418	51,418
FICA MEDICARE	1123	12,324	11,937	12,672	12,672
SAFE HARBOR	1124	1,725	2,064	3,532	3,532
GROUP INSURANCE	1141	72,049	67,564	67,232	67,232
LIFE INSURANCE FOR DEPARTMENT HEADS A	1142	90	90	96	96
STATE UNEMPLOYMENT INSURANCE	1143	1,003	946	874	874
MANAGEMENT DISABILITY INSURANCE	1144	1,382	1,842	2,112	2,112
WORKERS' COMPENSATION INSURANCE	1165	17,809	19,086	19,375	19,375
401K PLAN	1171	17,392	16,614	18,069	18,069
TOTAL SALARIES AND EMPLOYEE BENEFITS		1,210,900	1,175,841	1,221,495	1,221,495
CLOTHING AND PERSONAL SUPPLIES	2021	0	0	1,000	1,000
SAFETY CLOTH & SUPPLIES	2023H	700	0	0	0
COMMUNICATIONS	2031	0	42	100	100
VOICE DATA ISF	2032	9,697	10,170	9,356	9,356
TELEPHONE CHGS - NON ISF	2032H	62	0	0	0
FOOD	2041	30	0	500	500
REFUSE DISPOSAL	2056H	2,000	0	0	0
GENERAL INSURANCE ALLOCATION ISF	2071	3,153	5,778	5,020	5,020
EQUIPMENT MAINTENANCE	2101	0	3,693	350	350
EQUIPMENT MAINTENANCE CONTRACTS	2102	1,150	1,025	1,200	1,200
MAINTENANCE SUPPLIES AND PARTS	2104	3,794	2,954	9,330	9,330
OTHER EQUIP. MAINTENANCE	2105H	320	0	0	0

BUDGET UNIT: 4040 PUBLIC WORKS INTEGRATED WASTE MANAGEMEN
FUNCTION: PUBLIC PROTECTION
ACTIVITY: OTHER PROTECTION

DETAIL BY REVENUE CATEGORY AND EXPENDITURE OBJECT		2014-15 FINAL ACTUALS	2015-16 ACTUAL ESTIMATED *	2016-17 RECOMMENDED	2016-17 ADOPTED BY THE BOARD OF SUPERVISORS
1		2	3	4	5
FACILITIES AND MATERIALS SQ FT ALLOCA	2114	34,468	41,420	33,259	33,259
OTHER MAINTENANCE ISF	2116	2,930	1,092	1,000	1,000
MEDICAL AND LABORATORY SUPPLIES	2121	0	0	28,000	28,000
MEMBERSHIPS AND DUES	2131	465	277	600	600
MISCELLANEOUS EXPENSE	2159	319	4,214	7,400	7,400
OFFICE SUPPLIES	2161	1,155	2,027	16,239	16,239
PRINTING AND BINDING NON ISF	2162	612	0	0	0
BOOKS AND PUBLICATIONS	2163	156	162	200	200
MAIL CENTER ISF	2164	6,623	6,654	19,291	19,291
PURCHASING CHARGES ISF	2165	1,221	1,991	2,051	2,051
GRAPHICS CHARGES ISF	2166	15,871	21,941	15,000	15,000
COPY MACHINE CHGS ISF	2167	1,819	1,758	1,819	1,819
STORES ISF	2168	44	117	100	100
MISCELLANEOUS OFFICE EXPENSE	2179	0	215	0	0
SPECIAL OFFICE EXPENSE	2180H	67	0	0	0
ROADS WPD WS CONSTRUCTION AND MAINTEN	2184	0	2,067	2,000	2,000
MARKETING AND ADVERTISING	2193	6,641	8,645	10,500	10,500
SOFTWARE MAINTENANCE AGREEMENTS	2194	0	16,819	0	0
COMPUTER SERVICES NON ISF	2195H	17,249	0	0	0
OTHER PROFESSIONAL AND SPECIALIZED NO	2199	142,754	203,769	204,593	204,593
EMPLOYEE HEALTH SERVICES HCA	2201	0	0	2,300	2,300
INFORMATION TECHNOLOGY ISF	2202	15,025	13,281	13,261	13,261
COUNTY GEOGRAPHICAL INFORMATION SYSTE	2203	5,320	3,933	4,678	4,678
MANAGEMENT AND ADMIN SURVEY ISF	2204	172,688	179,335	190,000	190,000
PUBLIC WORKS ISF CHARGES	2205	0	192	0	0
SPECIAL SERVICES ISF	2206	36	33	100	100
COMPUTER EQUIPMENT <5000	2261	0	306	4,000	4,000
MINOR EQUIPMENT	2264	279	439	1,940	1,940
EDUCATION CONFERENCE AND SEMINARS	2273	0	720	2,000	2,000
PRIVATE VEHICLE MILEAGE	2291	892	683	1,500	1,500
TRAVEL EXPENSE	2292	3,211	3,603	4,950	4,950
GAS AND DIESEL FUEL NON ISF	2294	0	37	0	0
GAS AND DIESEL FUEL ISF	2301	690	616	1,244	1,244
SPECIAL DEPT. EXP. - 01	2301H	2,490	0	0	0
TRANSPORTATION CHARGES ISF	2302	5,451	4,679	5,194	5,194
MOTORPOOL ISF	2303	458	418	555	555
SPECIAL DEPT. EXP. - 03	2303H	47,822	0	0	0
TRANSPORTATION WORK ORDER	2304	0	234	0	0
SPECIAL DEPT. EXP. - 07	2307H	2,130	0	0	0
SPECIAL DEPT. EXP. - 09	2309H	2,400	0	0	0
UTILITIES	2311	6,329	4,588	5,000	5,000
TOTAL SERVICES AND SUPPLIES		518,517	549,929	605,630	605,630

BUDGET UNIT: 4040 PUBLIC WORKS INTEGRATED WASTE MANAGEMEN
FUNCTION: PUBLIC PROTECTION
ACTIVITY: OTHER PROTECTION

DETAIL BY REVENUE CATEGORY AND EXPENDITURE OBJECT	2014-15 FINAL ACTUALS	2015-16 ACTUAL ESTIMATED *	2016-17 RECOMMENDED	2016-17 ADOPTED BY THE BOARD OF SUPERVISORS
1	2	3	4	5
TOTAL EXPENDITURES/APPROPRIATIONS	1,729,416	1,725,770	1,827,125	1,827,125
NET COST	(11,206)	8,090	0	0

FUND: S080 - FISH & GAME
FUNCTION: PUBLIC PROTECTION
ACTIVITY: OTHER PROTECTION

FISH AND GAME - 5160

BUDGET OVERVIEW

	FINAL BUDGET FY 2015-16	ACTUAL PRIOR YEAR FY 2015-16	REQUESTED BUDGET FY 2016-17	RECOMMENDED BUDGET FY 2016-17	ADOPTED BUDGET FY 2016-17
TOTAL APPROPRIATIONS	48,500	3,500	15,225	15,225	15,225
TOTAL REVENUES	48,500	4,250	15,225	15,225	15,225
NET COUNTY COST	0	(750)	0	0	0

AUTH POSITIONS
FTE POSITIONS

BUDGET UNIT DESCRIPTION:

This budget unit is currently staffed by the Harbor Department. The purpose of the Fish & Game Fund is to enhance the propagation, protection, and utilization of wildlife within Ventura County through projects financed by fines collected from violators of Fish and Wildlife regulations. Projects that can be funded are restricted by State regulation. Only \$3,000 is allowed for administrative costs for this fund, including County processing charges and direct costs incurred by Commission members. Recommendations regarding the award of grant funds are made by the Board-appointed Fish and Game Commission. Ventura County remains one of a few California counties with a Fish & Game Commission. In October 2010, the Board of Supervisors approved a new policy regarding the Fish & Game Commission due to the extremely low fund balances and lack of anticipated revenue. Under this Board policy, the first \$48,000 would be allocated to the District Attorney for vertical prosecution, and to the Harbor Department for administration. The next \$15,000 would be reserved for grants based on recommendations by the Commission. If \$48,000 or less is available, no Fish & Game Commission meeting will be held in FY 2016-17.

BUDGET UNIT: 5160 FISH AND GAME
FUNCTION: PUBLIC PROTECTION
ACTIVITY: OTHER PROTECTION

DETAIL BY REVENUE CATEGORY AND EXPENDITURE OBJECT		2014-15 FINAL ACTUALS	2015-16 ACTUAL ESTIMATED *	2016-17 RECOMMENDED	2016-17 ADOPTED BY THE BOARD OF SUPERVISORS
1		2	3	4	5
INVESTMENT INCOME	8911	48	12	150	150
TOTAL REVENUE USE OF MONEY AND PROPERTY		48	12	150	150
COURT SERVICES	9521	0	4,238	15,075	15,075
COURT FEES AND COSTS	9523H	47,104	0	0	0
COPY MACHINE CHARGES ISF	9721	0	0	0	0
TOTAL CHARGES FOR SERVICES		47,104	4,238	15,075	15,075
TOTAL REVENUE		47,153	4,250	15,225	15,225
COST ALLOCATION PLAN CHARGES	2158	280	500	575	575
GRAPHICS CHARGES ISF	2166	0	0	0	0
STORES ISF	2168	0	0	0	0
TOTAL SERVICES AND SUPPLIES		280	500	575	575
INTERFUND EXPENSE ADMINISTRATIVE	3912	3,000	3,000	3,000	3,000
TOTAL OTHER CHARGES		3,000	3,000	3,000	3,000
TRANSFERS OUT TO OTHER FUNDS	5111	44,700	0	11,650	11,650
TOTAL OTHER FINANCING USES		44,700	0	11,650	11,650
TOTAL EXPENDITURES/APPROPRIATIONS		47,980	3,500	15,225	15,225
NET COST		827	(750)	0	0

FUND: S010 - ROAD FUND
FUNCTION: PUBLIC WAYS & FACILITIES
ACTIVITY: PUBLIC WAYS

PUBLIC WORKS ROAD FUND - 4080

BUDGET OVERVIEW

	FINAL BUDGET FY 2015-16	ACTUAL PRIOR YEAR FY 2015-16	REQUESTED BUDGET FY 2016-17	RECOMMENDED BUDGET FY 2016-17	ADOPTED BUDGET FY 2016-17
TOTAL APPROPRIATIONS	45,494,596	32,969,439	35,719,200	35,719,200	38,919,200
TOTAL REVENUES	23,314,000	21,756,041	25,038,300	25,038,300	27,286,200
NET COUNTY COST	22,180,596	11,213,397	10,680,900	10,680,900	11,633,000

AUTH POSITIONS
FTE POSITIONS

BUDGET UNIT DESCRIPTION:

Public Works Agency's Road Fund is responsible for providing safe and efficient operation of the County's 541.26 mile road network in the unincorporated area and for coordinating other County transportation needs, including public transit, project planning, design, construction, maintenance, traffic operations, and public transportation planning and coordination. Revenue is derived from State gas tax subventions, Transportation Development Act (TDA), vehicle code fines, road permits, Federal & State construction aid and contributions from developers.

BUDGET UNIT: 4080 PUBLIC WORKS ROAD FUND
FUNCTION: PUBLIC WAYS & FACILITIES
ACTIVITY: PUBLIC WAYS

DETAIL BY REVENUE CATEGORY AND EXPENDITURE OBJECT		2014-15 FINAL ACTUALS	2015-16 ACTUAL ESTIMATED *	2016-17 RECOMMENDED	2016-17 ADOPTED BY THE BOARD OF SUPERVISORS
1		2	3	4	5
SALES AND USE TAXES	8601	0	77,932	250,000	250,000
SALES TAX - TRANSP.	8662H	215,615	0	0	0
SALES TAX 99233.3 PUC	8663H	51,803	0	0	0
TOTAL TAXES		267,419	77,932	250,000	250,000
ROAD PRIVELEGES AND PERMITS	8741	443,869	600,578	445,000	445,000
TOTAL LICENSES PERMITS AND FRANCHISES		443,869	600,578	445,000	445,000
VEHICLE CODE FINES	8811	225,482	226,722	250,000	250,000
TOTAL FINES FORFEITURES AND PENALTIES		225,482	226,722	250,000	250,000
INVESTMENT INCOME	8911	106,641	145,503	147,300	147,300
TOTAL REVENUE USE OF MONEY AND PROPERTY		106,641	145,503	147,300	147,300
STATE HIGHWAYS USERS TAX 2103 STREET	9021	6,540,000	3,266,632	1,499,300	1,499,300
STATE HIGHWAYS USERS TAX 2104 A STREE	9022	20,004	20,004	20,000	20,000
STATE HIGHWAYS USERS TAX 2104 C STREE	9023	42,715	42,715	42,700	42,700
STATE HIGHWAYS USERS TAX 2104 D E F	9024	8,340,000	7,808,219	8,653,700	8,653,700
STATE HIGHWAYS USERS TAX 2105 STREET	9025	4,104,000	3,824,941	4,210,000	4,210,000
STATE HIGHWAYS USERS TAX 2106 STREET	9026	660,000	587,260	549,900	549,900
STATE CONSTRUCTION	9161	0	0	250,000	250,000
STATE OTHER	9252	100,000	100,000	100,000	100,000
FEDERAL CONSTRUCTION	9291	82,061	6,801	0	0
FEDERAL CONSTRUCTION CAPITAL	9292	810,229	757,331	7,918,100	7,918,100
FEDERAL DISASTER RELIEF	9301	566,861	(0)	0	0
FEDERAL FOREST RESERVE REVENUE	9311	33,846	37,869	25,000	25,000
OTHER GOVERNMENTAL AGENCIES	9371	4,410	(226,370)	50,000	50,000
TOTAL INTERGOVERNMENTAL REVENUE		21,304,125	16,225,402	23,318,700	23,318,700
SPECIAL ASSESSMENTS	9421	57,301	71,251	57,300	57,300
OTHER CHARGES FOR SERVICES	9708	0	0	100,000	100,000
TOTAL CHARGES FOR SERVICES		57,301	71,251	157,300	157,300
DEVELOPER CONTRIBUTIONS	9774	893,987	4,324,700	350,000	2,597,900
MISCELLANEOUS REVENUE	9790	104,839	83,953	120,000	120,000
TOTAL MISCELLANEOUS REVENUES		998,826	4,408,654	470,000	2,717,900
TOTAL REVENUE		23,403,663	21,756,041	25,038,300	27,286,200
WEED CONTROL SUPPLIES	2012H	4,117	0	0	0
REFUSE DISPOSAL	2056H	92,578	0	0	0
GENERAL INSURANCE ALLOCATION ISF	2071	693,366	1,306,706	1,192,600	1,192,600
EQUIPMENT MAINTENANCE	2101	0	439	5,000	5,000
EQUIPMENT MAINTENANCE CONTRACTS	2102	732,170	119,850	270,000	270,000
MAINTENANCE SUPPLIES AND PARTS	2104	892,516	1,135,928	1,044,000	1,044,000
ROAD SUPPLIES	2105	131,909	127,945	230,000	230,000
OTHER EQUIP. MAINTENANCE	2105H	1,963	0	0	0
COST ALLOCATION PLAN CHARGES	2158	62,829	67,663	68,900	68,900
MISCELLANEOUS EXPENSE	2159	28	5,620	8,000	8,000
PRINTING AND BINDING NON ISF	2162	6,610	2,342	3,000	3,000

BUDGET UNIT: 4080 PUBLIC WORKS ROAD FUND
FUNCTION: PUBLIC WAYS & FACILITIES
ACTIVITY: PUBLIC WAYS

DETAIL BY REVENUE CATEGORY AND EXPENDITURE OBJECT		2014-15 FINAL ACTUALS	2015-16 ACTUAL ESTIMATED *	2016-17 RECOMMENDED	2016-17 ADOPTED BY THE BOARD OF SUPERVISORS
1		2	3	4	5
PURCHASING CHARGES ISF	2165	39,283	33,839	34,900	34,900
GRAPHICS CHARGES ISF	2166	141	0	0	0
ENGINEERING AND TECHNICAL SURVEYS	2183	795,986	275,042	137,000	137,000
ROADS WPD WS CONSTRUCTION AND MAINTEN	2184	3,462,379	7,578,451	3,785,000	6,985,000
ATTORNEY SERVICES	2185	59,879	55,820	55,000	55,000
OTHER PROFESSIONAL AND SPECIALIZED NO	2199	43,526	62,531	79,000	79,000
MANAGEMENT AND ADMIN SURVEY ISF	2204	525,800	638,400	687,800	687,800
PUBLIC WORKS ISF CHARGES	2205	11,738,933	12,580,906	12,094,400	12,094,400
PUBLICATIONS AND LEGAL NOTICES	2221	1,074	573	1,000	1,000
RENT AND LEASES EQUIPMENT NONCOUNTY O	2231	301,109	455,836	210,000	210,000
HEAVY EQUIPMENT ISF	2233	2,426,370	2,399,959	2,500,000	2,500,000
GROUND FACILITY LEASE AND RENT	2243	13,600	8,875	20,000	20,000
MINOR EQUIPMENT	2264	0	54,249	1,500	1,500
GAS AND DIESEL FUEL ISF	2301	12,713	6,646	13,100	13,100
SPECIAL DEPT. EXP. - 01	2301H	17,832	0	0	0
TRANSPORTATION CHARGES ISF	2302	57,314	17,798	20,000	20,000
SPECIAL DEPT. EXP. - 02	2302H	8,069	0	0	0
TRANSPORTATION WORK ORDER	2304	0	146,151	50,000	50,000
SPECIAL DEPT. EXP. - 09	2309H	143,500	0	0	0
UTILITIES	2311	61,765	55,417	55,000	55,000
SPECIAL DEPT. EXP. - 16	2316H	146,269	0	0	0
TOTAL SERVICES AND SUPPLIES		22,473,626	27,136,987	22,565,200	25,765,200
RIGHTS OF WAY FEE PURCHASE	3551	0	0	50,000	50,000
RIGHTS OF WAY EASEMENTS PURCHASE	3552	138,350	82,850	615,000	615,000
TOTAL OTHER CHARGES		138,350	82,850	665,000	665,000
EQUIPMENT	4601	0	18,401	32,000	32,000
COMPUTER SOFTWARE	4701	0	0	24,000	24,000
INFRASTRUCTURE PWA ROAD AND WATERSHED	4901	0	5,357,649	10,933,000	10,933,000
TOTAL FIXED ASSETS		0	5,376,051	10,989,000	10,989,000
TRANSFERS OUT TO OTHER FUNDS	5111	0	373,550	1,500,000	1,500,000
TOTAL OTHER FINANCING USES		0	373,550	1,500,000	1,500,000
CONTRIB.-ISF	5512H	111,427	0	0	0
TOTAL RESIDUAL EQUITY TRANSFERS		111,427	0	0	0
TOTAL EXPENDITURES/APPROPRIATIONS		22,723,403	32,969,439	35,719,200	38,919,200
NET COST		(680,260)	11,213,397	10,680,900	11,633,000

Detail of Requirements

Fiscal Year 2016-2017

Division Unit: 4080 PW Road Fund-General
Function: Public Ways & Facilities
Activity: Public Ways

Objects	Amount
2000 Services & Supplies	\$ 25,765,200
3000 Rights of Way	665,000
4000 Fixed Assets	10,989,000
5500 Residual Equity Transfer	1,500,000
Total	<u>\$ 38,919,200</u>

Proposed Work Program

Administration	\$ 5,263,660
Construction	

Roads:

50500	3,260,519
50501	622,463
50503	266,770
50516	616,535
50517	1,215,284
50518	1,333,849
50521	1,333,849
50522	367,549
50526	284,554
50527	2,181,584
50529	592,822
50534	17,785
50537	438,688
50543	1,476,126
50545	120,936
50546	652,104
50554	1,304,208
50555	2,489,851

Harbor Blvd. Widening Study	59,282
Total Roads	<u>18,634,758</u>

Rights of Way

50000	665,000
-------	---------

Bridges

50475	<u>59,282</u>
-------	---------------

Total Construction	19,359,040
---------------------------	------------

Maintenance	12,740,500
Acquisition of Other Fixed Assets	56,000
Acquisition of Equipment	1,500,000
Total Requirements	<u>\$ 38,919,200</u>

FUND: G001 - GENERAL FUND
FUNCTION: HEALTH & SANITATION
ACTIVITY: HEALTH

TOBACCO SETTLEMENT PROGRAM - 1090

BUDGET OVERVIEW

	FINAL BUDGET FY 2015-16	ACTUAL PRIOR YEAR FY 2015-16	REQUESTED BUDGET FY 2016-17	RECOMMENDED BUDGET FY 2016-17	ADOPTED BUDGET FY 2016-17
TOTAL APPROPRIATIONS	9,307,700	9,307,700	4,312,400	4,312,400	4,312,400
TOTAL REVENUES	3,507,240	3,507,249	4,312,400	4,312,400	4,312,400
NET COUNTY COST	5,800,460	5,800,451	0	0	0

AUTH POSITIONS
FTE POSITIONS

BUDGET UNIT DESCRIPTION:

The purpose of the Tobacco Settlement Program is to enhance the quality, quantity and availability of all forms of health care services to the residents of Ventura County. On an annual basis, the County Executive Office will report on funds received through the Master Settlement Agreement and allocated to programs, activities, services and organizations in the vital areas of health care needs.

BUDGET UNIT: 1090 TOBACCO SETTLEMENT PROGRAM
FUNCTION: HEALTH & SANITATION
ACTIVITY: HEALTH

DETAIL BY REVENUE CATEGORY AND EXPENDITURE OBJECT		2014-15 FINAL ACTUALS	2015-16 ACTUAL ESTIMATED *	2016-17 RECOMMENDED	2016-17 ADOPTED BY THE BOARD OF SUPERVISORS
1		2	3	4	5
INVESTMENT INCOME	8911	26,258	39,521	25,000	25,000
TOTAL REVENUE USE OF MONEY AND PROPERTY		26,258	39,521	25,000	25,000
TOBACCO SETTLEMENT	9761	7,177,019	7,096,328	7,641,000	7,641,000
CONTRA TOBACCO SETTLEMENT	9762	(3,903,600)	(3,628,600)	(3,353,600)	(3,353,600)
TOTAL MISCELLANEOUS REVENUES		3,273,419	3,467,728	4,287,400	4,287,400
TOTAL REVENUE		3,299,678	3,507,249	4,312,400	4,312,400
MISCELLANEOUS OFFICE EXPENSE	2179	0	0	4,700	4,700
CONTRIBUTIONS TO NON GOVERNMENTAL AGE	2196	0	0	0	0
OTHER PROFESSIONAL AND SPECIALIZED NO	2199	0	289,000	289,000	289,000
SPECIAL DEPT. EXP. - 01	2301H	65,000	0	0	0
SPECIAL DEPT. EXP. - 02	2302H	59,000	0	0	0
SPECIAL DEPT. EXP. - 04	2304H	165,000	0	0	0
TOTAL SERVICES AND SUPPLIES		289,000	289,000	293,700	293,700
TRANSFERS OUT TOBACCO SETTLEMENT	5113	4,018,700	9,018,700	4,018,700	4,018,700
TOTAL OTHER FINANCING USES		4,018,700	9,018,700	4,018,700	4,018,700
TOTAL EXPENDITURES/APPROPRIATIONS		4,307,700	9,307,700	4,312,400	4,312,400
NET COST		1,008,022	5,800,451	0	0

FUND: G001 - GENERAL FUND
FUNCTION: HEALTH & SANITATION
ACTIVITY: HEALTH

RMA ENVIRONMENTAL HEALTH DEPT - 2930

BUDGET OVERVIEW

	FINAL BUDGET FY 2015-16	ACTUAL PRIOR YEAR FY 2015-16	REQUESTED BUDGET FY 2016-17	RECOMMENDED BUDGET FY 2016-17	ADOPTED BUDGET FY 2016-17
TOTAL APPROPRIATIONS	10,934,595	10,208,947	10,784,534	10,784,534	10,784,534
TOTAL REVENUES	11,056,581	10,841,131	11,779,534	11,779,534	11,779,534
NET COUNTY COST	(121,986)	(632,184)	(995,000)	(995,000)	(995,000)
AUTH POSITIONS	0	0	80	80	80
FTE POSITIONS	0	0	79.56	79.56	79.56

BUDGET UNIT DESCRIPTION:

The Environmental Health Division performs mandated activities with respect to enforcing orders and ordinances of the Board of Supervisors and State statutes and regulations related to environmental health in the incorporated cities and in the unincorporated areas of Ventura County. The Division's activities include monitoring, inspecting, and enforcing regulations pertaining to: solid waste; hazardous materials; consumer food protection; liquid waste disposal; recreational facilities; land use; vector control; institutions; disaster and emergency sanitation; public health complaints; cross-connection control; hazardous materials emergency response; underground fuel storage tanks; ocean water testing; small water systems; medical waste; and body art practitioners and facilities.

BUDGET UNIT: 2930 RMA ENVIRONMENTAL HEALTH DEPT
FUNCTION: HEALTH & SANITATION
ACTIVITY: HEALTH

DETAIL BY REVENUE CATEGORY AND EXPENDITURE OBJECT		2014-15 FINAL ACTUALS	2015-16 ACTUAL ESTIMATED *	2016-17 RECOMMENDED	2016-17 ADOPTED BY THE BOARD OF SUPERVISORS
1		2	3	4	5
BUSINESS LICENSES	8721	3,880,836	3,983,693	4,109,652	4,109,652
HAZARD MATERIAL PERMIT	8722	2,688,636	2,863,975	2,931,880	2,931,880
CONSTRUCTION PERMITS	8731	189,927	187,074	191,856	191,856
ZONING PERMITS ADMINISTRATION	8751	41,027	38,723	41,372	41,372
SPECIAL USE PERMIT	8772	2,197,917	1,982,214	2,235,451	2,235,451
OTHER LICENSES AND PERMITS	8799	137,271	143,746	140,000	140,000
TOTAL LICENSES PERMITS AND FRANCHISES		9,135,614	9,199,426	9,650,211	9,650,211
PENALTIES AND COSTS ON DELINQUENT TAX	8841	4,247	4,791	6,000	6,000
TOTAL FINES FORFEITURES AND PENALTIES		4,247	4,791	6,000	6,000
INVESTMENT INCOME	8911	307	325	1,000	1,000
TOTAL REVENUE USE OF MONEY AND PROPERTY		307	325	1,000	1,000
STATE MOTOR VEHICLE MATCH	9034	65,596	75,000	75,000	75,000
STATE SOCIAL SERVICES PUBLIC ASSISTAN	9073	0	(0)	0	0
STATE OTHER	9252	275,793	126,817	300,671	300,671
STATE SB90	9253	10,839	0	0	0
TOTAL INTERGOVERNMENTAL REVENUE		352,229	201,817	375,671	375,671
SPECIAL ASSESSMENTS	9421	1,145,762	1,184,177	1,250,370	1,250,370
PLANNING AND ENGINEERING SERVICES	9481	0	216,889	237,120	237,120
PLANNING/ENG SERV - CONT	9482H	188,827	0	0	0
CONTRACT REVENUE	9703	494	0	0	0
TOTAL CHARGES FOR SERVICES		1,335,083	1,401,066	1,487,490	1,487,490
OTHER SALES	9751	48	32,055	209,162	209,162
CASH OVERAGE	9789	43	28	0	0
MISCELLANEOUS REVENUE	9790	3,452	1,624	50,000	50,000
TOTAL MISCELLANEOUS REVENUES		3,543	33,707	259,162	259,162
TOTAL REVENUE		10,831,022	10,841,131	11,779,534	11,779,534
REGULAR SALARIES	1101	5,256,643	5,747,403	6,233,053	6,233,053
EXTRA HELP	1102	191,924	179,963	175,000	175,000
OVERTIME	1105	1,215	716	0	0
SUPPLEMENTAL PAYMENTS	1106	301,594	293,637	302,374	302,374
TERMINATIONS	1107	93,841	80,698	0	0
RETIREMENT CONTRIBUTION	1121	1,090,674	1,111,936	1,144,028	1,144,028
OASDI CONTRIBUTION	1122	339,175	327,395	345,756	345,756
FICA MEDICARE	1123	82,586	79,263	81,156	81,156
SAFE HARBOR	1124	16,373	17,144	0	0
RETIREE HEALTH PAYMENT 1099	1128	17,054	18,213	0	0
GROUP INSURANCE	1141	516,366	491,047	496,228	496,228
LIFE INSURANCE FOR DEPARTMENT HEADS A	1142	226	216	240	240
STATE UNEMPLOYMENT INSURANCE	1143	6,769	7,067	5,941	5,941
MANAGEMENT DISABILITY INSURANCE	1144	3,422	3,755	4,061	4,061
WORKERS' COMPENSATION INSURANCE	1165	134,785	96,744	117,873	117,873
401K PLAN	1171	79,512	73,280	79,889	79,889

BUDGET UNIT: 2930 RMA ENVIRONMENTAL HEALTH DEPT
FUNCTION: HEALTH & SANITATION
ACTIVITY: HEALTH

DETAIL BY REVENUE CATEGORY AND EXPENDITURE OBJECT		2014-15 FINAL ACTUALS	2015-16 ACTUAL ESTIMATED *	2016-17 RECOMMENDED	2016-17 ADOPTED BY THE BOARD OF SUPERVISORS
1		2	3	4	5
SALARY AND EMPLOYEE BENEFITS CURRENT	1991	0	42,887	0	0
TOTAL SALARIES AND EMPLOYEE BENEFITS		8,132,160	8,571,365	8,985,599	8,985,599
AGRICULTURAL	2011	0	83,215	85,000	85,000
INSECTICIDES	2015H	84,053	0	0	0
CLOTHING AND PERSONAL SUPPLIES	2021	0	11,695	48,884	48,884
SAFETY CLOTH & SUPPLIES	2023H	22,839	0	0	0
COMMUNICATIONS	2031	0	22,533	39,532	39,532
VOICE DATA ISF	2032	54,863	56,990	52,592	52,592
TELEPHONE CHGS - NON ISF	2032H	24,945	0	0	0
HAZARDOUS MATERIAL DISPOSAL	2057	855	0	3,000	3,000
HOUSEKEEPING GROUNDS ISF CHARGS	2058	0	0	70	70
GENERAL INSURANCE ALLOCATION ISF	2071	191,280	368,754	365,506	365,506
EQUIPMENT MAINTENANCE	2101	0	0	2,248	2,248
MAINTENANCE SUPPLIES AND PARTS	2104	0	340	0	0
FACILITIES AND MATERIALS SQ FT ALLOCA	2114	192,024	196,104	204,006	204,006
FACILITIES PROJECTS ISF	2115	0	3,419	0	0
OTHER MAINTENANCE ISF	2116	1,852	2,186	6,812	6,812
MEDICAL AND LABORATORY SUPPLIES	2121	0	3,031	21,056	21,056
MEMBERSHIPS AND DUES	2131	8,588	18,039	19,211	19,211
LAB SUPPLIES & EXPENSE	2134H	19,728	0	0	0
CASH SHORTAGE	2156	45	27	0	0
MISCELLANEOUS EXPENSE	2159	2,650	7,584	0	0
OFFICE SUPPLIES	2161	29,018	52,142	30,000	30,000
PRINTING AND BINDING NON ISF	2162	17,393	12,197	25,000	25,000
BOOKS AND PUBLICATIONS	2163	5,840	3,655	6,192	6,192
MAIL CENTER ISF	2164	17,170	15,839	18,600	18,600
PURCHASING CHARGES ISF	2165	6,557	6,003	6,183	6,183
GRAPHICS CHARGES ISF	2166	2,492	3,758	14,250	14,250
COPY MACHINE CHGS ISF	2167	16,980	17,083	16,946	16,946
STORES ISF	2168	4,482	6,124	2,883	2,883
MISCELLANEOUS OFFICE EXPENSE	2179	1,149	5,444	0	0
TEMPORARY HELP	2192	51,243	0	0	0
SOFTWARE MAINTENANCE AGREEMENTS	2194	0	22,101	112,200	112,200
COMPUTER SERVICES NON ISF	2195H	180,510	0	0	0
PROFESSIONAL MEDICAL SERVICES	2197	0	0	7,800	7,800
OTHER PROFESSIONAL AND SPECIALIZED NO	2199	155,355	238,618	216,012	216,012
EMPLOYEE HEALTH SERVICES HCA	2201	0	35,020	15,000	15,000
INFORMATION TECHNOLOGY ISF	2202	14,692	15,215	16,236	16,236
COUNTY GEOGRAPHICAL INFORMATION SYSTE	2203	0	25,000	0	0
SPECIAL SERVICES ISF	2206	4,524	4,386	2,595	2,595
RENT AND LEASES EQUIPMENT NONCOUNTY O	2231	0	15,534	20,000	20,000
STORAGE CHARGES ISF	2244	10,396	3,823	11,000	11,000

BUDGET UNIT: 2930 RMA ENVIRONMENTAL HEALTH DEPT
FUNCTION: HEALTH & SANITATION
ACTIVITY: HEALTH

DETAIL BY REVENUE CATEGORY AND EXPENDITURE OBJECT		2014-15 FINAL ACTUALS	2015-16 ACTUAL ESTIMATED *	2016-17 RECOMMENDED	2016-17 ADOPTED BY THE BOARD OF SUPERVISORS
1		2	3	4	5
STORAGE CHARGES NON ISF	2245	0	12,604	0	0
COMPUTER EQUIPMENT <5000	2261	24,588	47,402	20,000	20,000
FURNITURE AND FIXTURES <5000	2262	474	1,444	4,000	4,000
MINOR EQUIPMENT	2264	1,057	2,720	9,110	9,110
TRAINING ISF	2272	120	100	0	0
EDUCATION CONFERENCE AND SEMINARS	2273	2,000	2,195	7,367	7,367
IBM PC LEASING-NON ISF	2273H	26,375	0	0	0
PRIVATE VEHICLE MILEAGE	2291	29	76	2,250	2,250
TRAVEL EXPENSE	2292	24,604	32,636	58,346	58,346
FREIGHT, EXPRESS, AND OTHER DELIVERY	2293	0	302	0	0
TRANSPORTATION EXPENSE	2299	75	213	200	200
GAS AND DIESEL FUEL ISF	2301	59,807	46,450	61,279	61,279
TRANSPORTATION CHARGES ISF	2302	237,551	235,581	267,569	267,569
MOTORPOOL ISF	2303	198	0	0	0
TOTAL SERVICES AND SUPPLIES		1,498,404	1,637,582	1,798,935	1,798,935
TOTAL EXPENDITURES/APPROPRIATIONS		9,630,564	10,208,947	10,784,534	10,784,534
NET COST		(1,200,459)	(632,184)	(995,000)	(995,000)

FUND: G001 - GENERAL FUND
FUNCTION: HEALTH & SANITATION
ACTIVITY: HEALTH

HCA ADMIN AND SUPPORT SERVICES - 3000

BUDGET OVERVIEW

	FINAL BUDGET FY 2015-16	ACTUAL PRIOR YEAR FY 2015-16	REQUESTED BUDGET FY 2016-17	RECOMMENDED BUDGET FY 2016-17	ADOPTED BUDGET FY 2016-17
TOTAL APPROPRIATIONS	23,922,403	22,059,722	25,535,342	25,535,342	25,535,342
TOTAL REVENUES	21,016,037	19,311,741	23,235,342	23,235,342	23,235,342
NET COUNTY COST	2,906,366	2,747,981	2,300,000	2,300,000	2,300,000
AUTH POSITIONS	0	0	248	248	248
FTE POSITIONS	0	0	243.4	243.4	243.4

BUDGET UNIT DESCRIPTION:

The HCA – Administration and Support Services Division develops Agency – wide program planning and sets priorities to develop cost effective healthcare delivery system. The personnel and services contained in this budget unit support various Agency units including Medical Examiner, Public Health, Animal Services, Behavioral Health, VCHCP and VCMC. It also provides all HCA budget units with financial, Human Resources, Patient Accounting support and Maintenance. All the cost related to the Compliance program is also contained in this budget unit.

BUDGET UNIT: 3000 HCA ADMIN AND SUPPORT SERVICES
FUNCTION: HEALTH & SANITATION
ACTIVITY: HEALTH

DETAIL BY REVENUE CATEGORY AND EXPENDITURE OBJECT		2014-15 FINAL ACTUALS	2015-16 ACTUAL ESTIMATED *	2016-17 RECOMMENDED	2016-17 ADOPTED BY THE BOARD OF SUPERVISORS
1		2	3	4	5
INTERGOVERNMENTAL PRIOR YEAR REVENUE	9001	0	(80,223)	0	0
TOTAL INTERGOVERNMENTAL REVENUE		0	(80,223)	0	0
OTHER INTERFUND REVENUE	9729	14,820,842	19,391,964	23,235,342	23,235,342
TOTAL CHARGES FOR SERVICES		14,820,842	19,391,964	23,235,342	23,235,342
TOTAL REVENUE		14,820,842	19,311,741	23,235,342	23,235,342
REGULAR SALARIES	1101	11,985,243	12,548,262	15,310,306	15,310,306
EXTRA HELP	1102	128,505	145,373	100,000	100,000
OVERTIME	1105	349,677	427,492	350,000	350,000
SUPPLEMENTAL PAYMENTS	1106	506,073	529,466	439,079	439,079
TERMINATIONS	1107	348,551	395,644	0	0
CALL BACK STAFFING	1108	39,365	83,290	0	0
RETIREMENT CONTRIBUTION	1121	2,502,893	2,661,569	3,161,961	3,161,961
OASDI CONTRIBUTION	1122	764,434	813,866	901,603	901,603
FICA MEDICARE	1123	187,973	199,178	222,570	222,570
SAFE HARBOR	1124	2,229	5,721	0	0
IN-LIEU CONTRIBUTIONS	1125	0	0	0	0
RETIREE HEALTH PAYMENT 1099	1128	47,519	46,768	0	0
GROUP INSURANCE	1141	1,542,685	1,529,226	1,674,060	1,674,060
LIFE INSURANCE FOR DEPARTMENT HEADS A	1142	1,420	1,625	2,112	2,112
STATE UNEMPLOYMENT INSURANCE	1143	15,165	16,060	15,371	15,371
MANAGEMENT DISABILITY INSURANCE	1144	18,832	28,146	44,369	44,369
WORKERS' COMPENSATION INSURANCE	1165	312,828	370,453	467,823	467,823
401K PLAN	1171	175,297	185,759	218,928	218,928
SALARY AND EMPLOYEE BENEFITS CURRENT	1991	1,025,390	2,227,455	3,608,693	3,608,693
SALARY AND EMPLOYEE BENEFITS CURRENT	1992	(4,117,151)	(4,943,142)	(5,726,921)	(5,726,921)
TOTAL SALARIES AND EMPLOYEE BENEFITS		15,836,927	17,272,211	20,789,954	20,789,954
CLOTHING AND PERSONAL SUPPLIES	2021	0	2,059	500	500
SAFETY CLOTH & SUPPLIES	2023H	1,521	0	0	0
COMMUNICATIONS	2031	0	27,248	23,000	23,000
VOICE DATA ISF	2032	522,086	577,160	601,773	601,773
TELEPHONE CHGS - NON ISF	2032H	20,061	0	0	0
RADIO COMMUNICATIONS ISF	2033	5,493	14	250	250
FOOD	2041	243	0	300	300
JANITORIAL SUPPLIES	2054	16,033	19,377	19,310	19,310
JANITORIAL SERVICES NON ISF	2055	18,423	71,094	13,000	13,000
OTHER HOUSEHOLD EXPENSE	2056	0	7,223	7,475	7,475
REFUSE DISPOSAL	2056H	8,279	0	0	0
HOUSEKEEPING GROUNDS ISF CHARGS	2058	217	275	0	0
GENERAL INSURANCE ALLOCATION ISF	2071	41,707	93,542	92,081	92,081
EQUIPMENT MAINTENANCE	2101	0	3,419	15,750	15,750
COMM. EQUIP. MAINTENANCE	2103H	2	0	0	0
MAINTENANCE SUPPLIES AND PARTS	2104	188,182	280,210	267,641	267,641

BUDGET UNIT: 3000 HCA ADMIN AND SUPPORT SERVICES
FUNCTION: HEALTH & SANITATION
ACTIVITY: HEALTH

DETAIL BY REVENUE CATEGORY AND EXPENDITURE OBJECT		2014-15 FINAL ACTUALS	2015-16 ACTUAL ESTIMATED *	2016-17 RECOMMENDED	2016-17 ADOPTED BY THE BOARD OF SUPERVISORS
1		2	3	4	5
OTHER EQUIP. MAINTENANCE	2105H	7,267	0	0	0
BUILDINGS AND IMPROVEMENTS MAINTENANC	2112	767,490	932,791	1,333,230	1,333,230
FACILITIES AND MATERIALS SQ FT ALLOCA	2114	61,175	2,155	0	0
FACILITIES PROJECTS ISF	2115	0	287,267	5,000	5,000
OTHER MAINTENANCE ISF	2116	9,339	1,745	0	0
MEDICAL AND LABORATORY SUPPLIES	2121	0	12,613	0	0
BUILDING EQUIP. MAINTENAN	2122H	29,329	0	0	0
PHARMACEUTICALS	2123	0	0	0	0
IMPROVEMENTS-MAINTENANCE	2123H	8,404	0	0	0
GROUNDS-MAINTENANCE	2124H	81,262	0	0	0
MEMBERSHIPS AND DUES	2131	3,471	1,904	5,000	5,000
MISCELLANEOUS EXPENSE	2159	1,253	54,891	45,000	45,000
OFFICE SUPPLIES	2161	50,421	56,897	44,975	44,975
PRINTING AND BINDING NON ISF	2162	919	1,471	500	500
BOOKS AND PUBLICATIONS	2163	3,178	7,228	11,298	11,298
MAIL CENTER ISF	2164	5,172	3,670	3,988	3,988
PURCHASING CHARGES ISF	2165	32,609	40,036	41,227	41,227
GRAPHICS CHARGES ISF	2166	36,009	79,612	35,000	35,000
COPY MACHINE CHGS ISF	2167	28,721	29,790	27,797	27,797
STORES ISF	2168	1,563	4,776	2,000	2,000
POSTAGE AND SPECIAL DELIVERY	2169	0	1,409	1,000	1,000
MISCELLANEOUS OFFICE EXPENSE	2179	29,714	38,628	34,385	34,385
ATTORNEY SERVICES	2185	170,616	710,272	266,600	266,600
TEMPORARY HELP	2192	208,582	350,059	400,000	400,000
MARKETING AND ADVERTISING	2193	64,478	52,687	50,874	50,874
SOFTWARE MAINTENANCE AGREEMENTS	2194	0	7,247	3,846	3,846
PROFESSIONAL MEDICAL SERVICES	2197	0	0	0	0
OTHER PROFESSIONAL AND SPECIALIZED NO	2199	400,013	329,579	379,882	379,882
EMPLOYEE HEALTH SERVICES HCA	2201	0	1,601	4,000	4,000
INFORMATION TECHNOLOGY ISF	2202	337,944	397,132	87,412	87,412
COUNTY GEOGRAPHICAL INFORMATION SYSTE	2203	500	500	815	815
SPECIAL SERVICES ISF	2206	251	276	0	0
BACKGROUND INVESTIGATION SERVS	2213H	39,527	0	0	0
PUBLICATIONS AND LEGAL NOTICES	2221	5,675	441	1,000	1,000
RENT AND LEASES EQUIPMENT NONCOUNTY O	2231	6,183	4,520	23,000	23,000
BUILDING LEASES AND RENTALS NONCOUNT	2241	20,535	20,145	51,850	51,850
BUILDING LEASES AND RENTALS COUNTY OW	2242	0	358	0	0
STORAGE CHARGES ISF	2244	6,347	882	2,816	2,816
STORAGE CHARGES NON ISF	2245	0	4,586	0	0
COMPUTER EQUIPMENT <5000	2261	53,321	36,915	75,000	75,000
FURNITURE AND FIXTURES <5000	2262	3,551	6,040	5,000	5,000
MINOR EQUIPMENT	2264	7,063	3,327	15,000	15,000

BUDGET UNIT: 3000 HCA ADMIN AND SUPPORT SERVICES
FUNCTION: HEALTH & SANITATION
ACTIVITY: HEALTH

DETAIL BY REVENUE CATEGORY AND EXPENDITURE OBJECT		2014-15 FINAL ACTUALS	2015-16 ACTUAL ESTIMATED *	2016-17 RECOMMENDED	2016-17 ADOPTED BY THE BOARD OF SUPERVISORS
1		2	3	4	5
TRAINING ISF	2272	340	3,140	500	500
EDUCATION CONFERENCE AND SEMINARS	2273	4,203	8,586	22,379	22,379
PRIVATE VEHICLE MILEAGE	2291	15,472	21,506	20,536	20,536
TRAVEL EXPENSE	2292	25,608	50,967	85,000	85,000
TRANSPORTATION EXPENSE	2299	110	1,334	2,000	2,000
GAS AND DIESEL FUEL ISF	2301	31,032	30,230	33,364	33,364
TRANSPORTATION CHARGES ISF	2302	70,924	77,761	93,585	93,585
MOTORPOOL ISF	2303	101	453	116	116
TRANSPORTATION WORK ORDER	2304	0	79	0	0
SPECIAL DEPT. EXP. - 06	2306H	3,216	0	0	0
UTILITIES	2311	131,523	117,873	210,000	210,000
SERVICES AND SUPPLIES CURRENT YEAR AD	2991	50,709	327,173	514,890	514,890
SERVICES AND SUPPLIES CURRENT YEAR AD	2992	(382,331)	(416,664)	(272,952)	(272,952)
TOTAL SERVICES AND SUPPLIES		3,255,034	4,787,511	4,707,993	4,707,993
DEPRECIATION EXPENSE	3611	0	0	37,395	37,395
TOTAL OTHER CHARGES		0	0	37,395	37,395
BUILDINGS AND IMPROVEMENTS	4111	0	0	0	0
OTHER EQUIPMENT	4889H	16,067	0	0	0
TOTAL FIXED ASSETS		16,067	0	0	0
TOTAL EXPENDITURES/APPROPRIATIONS		19,108,029	22,059,722	25,535,342	25,535,342
NET COST		4,287,186	2,747,981	2,300,000	2,300,000

FUND: G001 - GENERAL FUND
FUNCTION: HEALTH & SANITATION
ACTIVITY: HEALTH

HCA EMERGENCY MEDICAL SERVICES - 3090

BUDGET OVERVIEW

	FINAL BUDGET FY 2015-16	ACTUAL PRIOR YEAR FY 2015-16	REQUESTED BUDGET FY 2016-17	RECOMMENDED BUDGET FY 2016-17	ADOPTED BUDGET FY 2016-17
TOTAL APPROPRIATIONS	4,991,395	4,429,982	5,138,631	5,138,631	5,138,631
TOTAL REVENUES	4,337,203	3,796,074	4,563,631	4,563,631	4,563,631
NET COUNTY COST	654,192	633,908	575,000	575,000	575,000
AUTH POSITIONS	0	0	16	16	16
FTE POSITIONS	0	0	15.73	15.73	15.73

BUDGET UNIT DESCRIPTION:

Emergency Medical Services (EMS) consolidates various medical support functions and responsibilities. Consolidated financial functions include: administering County funding provided for ambulance subventions and prisoner transport by ambulance, and distributing local emergency medical funding pursuant to the Health and Safety Code. The funding provides reimbursement to physicians and hospitals for uncompensated care due to emergency treatment and provides funding for emergency medical service projects. EMS is required to perform administrative functions which include planning, implementing and evaluating the following components, manpower and training, communications, transportation, facilities assessment, system organization and management, data collection, public information, and education and disaster response.

BUDGET UNIT: 3090 HCA EMERGENCY MEDICAL SERVICES
FUNCTION: HEALTH & SANITATION
ACTIVITY: HEALTH

DETAIL BY REVENUE CATEGORY AND EXPENDITURE OBJECT		2014-15 FINAL ACTUALS	2015-16 ACTUAL ESTIMATED *	2016-17 RECOMMENDED	2016-17 ADOPTED BY THE BOARD OF SUPERVISORS
1		2	3	4	5
OTHER LICENSES AND PERMITS	8799	103,133	0	35,000	35,000
TOTAL LICENSES PERMITS AND FRANCHISES		103,133	0	35,000	35,000
MADDY EMERGENCY MEDICAL SERVICES FUND	8822	2,919,386	2,230,116	2,658,852	2,658,852
FORFEITURES AND PENALTIES	8831	196,946	218,835	200,000	200,000
TOTAL FINES FORFEITURES AND PENALTIES		3,116,332	2,448,951	2,858,852	2,858,852
OTHER STATE HEALTH	9131	89,784	109,487	88,033	88,033
FEDERAL OTHER	9351	796,460	637,712	1,006,743	1,006,743
TOTAL INTERGOVERNMENTAL REVENUE		886,244	747,198	1,094,776	1,094,776
HEALTH FEES	9581	10,515	0	10,000	10,000
ADMINISTRATIVE SERVICES FEES	9705	0	385,582	390,106	390,106
OTHER CHARGES FOR SERVICES	9708	0	213,413	174,897	174,897
TOTAL CHARGES FOR SERVICES		10,515	598,996	575,003	575,003
MISCELLANEOUS REVENUE	9790	566,447	929	0	0
EMERGENCY SERVICES REIMB	9792H	0	0	0	0
TOTAL MISCELLANEOUS REVENUES		566,447	929	0	0
TOTAL REVENUE		4,682,670	3,796,074	4,563,631	4,563,631
REGULAR SALARIES	1101	989,209	1,002,944	1,114,700	1,114,700
EXTRA HELP	1102	73,041	15,683	20,604	20,604
OVERTIME	1105	3,203	768	10,000	10,000
SUPPLEMENTAL PAYMENTS	1106	33,711	35,266	41,591	41,591
TERMINATIONS	1107	40,860	29,984	0	0
RETIREMENT CONTRIBUTION	1121	203,997	199,364	260,427	260,427
OASDI CONTRIBUTION	1122	64,943	65,007	69,073	69,073
FICA MEDICARE	1123	16,356	15,617	17,397	17,397
SAFE HARBOR	1124	5,105	0	5,430	5,430
RETIREE HEALTH PAYMENT 1099	1128	8,527	9,107	0	0
GROUP INSURANCE	1141	99,420	101,251	114,815	114,815
LIFE INSURANCE FOR DEPARTMENT HEADS A	1142	363	326	386	386
STATE UNEMPLOYMENT INSURANCE	1143	1,311	1,251	1,394	1,394
MANAGEMENT DISABILITY INSURANCE	1144	5,055	5,306	5,376	5,376
WORKERS' COMPENSATION INSURANCE	1165	25,716	25,301	27,353	27,353
401K PLAN	1171	21,205	17,264	22,554	22,554
SALARY AND EMPLOYEE BENEFITS CURRENT	1991	286,905	229,548	468,331	468,331
SALARY AND EMPLOYEE BENEFITS CURRENT	1992	(22,934)	0	0	0
TOTAL SALARIES AND EMPLOYEE BENEFITS		1,855,993	1,753,986	2,179,431	2,179,431
CLOTHING AND PERSONAL SUPPLIES	2021	0	5,563	10,215	10,215
SAFETY CLOTH & SUPPLIES	2023H	967	0	0	0
COMMUNICATIONS	2031	0	8,488	13,608	13,608
VOICE DATA ISF	2032	40,310	17,183	45,100	45,100
TELEPHONE CHGS - NON ISF	2032H	9,658	0	0	0
RADIO COMMUNICATIONS ISF	2033	4,552	0	700	700
FOOD	2041	18,120	14,717	15,355	15,355

BUDGET UNIT: 3090 HCA EMERGENCY MEDICAL SERVICES
FUNCTION: HEALTH & SANITATION
ACTIVITY: HEALTH

DETAIL BY REVENUE CATEGORY AND EXPENDITURE OBJECT		2014-15 FINAL ACTUALS	2015-16 ACTUAL ESTIMATED *	2016-17 RECOMMENDED	2016-17 ADOPTED BY THE BOARD OF SUPERVISORS
1		2	3	4	5
JANITORIAL SERVICES NON ISF	2055	0	0	500	500
OTHER HOUSEHOLD EXPENSE	2056	0	1,142	1,200	1,200
REFUSE DISPOSAL	2056H	2,385	0	0	0
HOUSEKEEPING GROUNDS ISF CHARGS	2058	0	862	0	0
GENERAL INSURANCE ALLOCATION ISF	2071	286	525	3,500	3,500
INSURANCE	2072	0	591	2,592	2,592
MALPRACTICE	2076H	336	0	0	0
EQUIPMENT MAINTENANCE	2101	0	7,600	15,600	15,600
OFFICE EQUIP. MAINTENANCE	2102H	837	0	0	0
COMM. EQUIP. MAINTENANCE	2103H	1,497	0	0	0
MAINTENANCE SUPPLIES AND PARTS	2104	0	2,612	5,000	5,000
OTHER EQUIP. MAINTENANCE	2105H	11,918	0	0	0
BUILDINGS AND IMPROVEMENTS MAINTENANC	2112	41	2,211	7,700	7,700
FACILITIES AND MATERIALS SQ FT ALLOCA	2114	78,840	101,268	100,000	100,000
OTHER MAINTENANCE ISF	2116	5,062	0	0	0
MEDICAL AND LABORATORY SUPPLIES	2121	65,101	70,702	44,000	44,000
BUILDING EQUIP. MAINTENAN	2122H	2,633	0	0	0
IMPROVEMENTS-MAINTENANCE	2123H	0	0	0	0
MEMBERSHIPS AND DUES	2131	1,046	1,099	2,000	2,000
EDUCATIONAL MATERIALS	2152H	890	0	0	0
OFFICE SUPPLIES	2161	5,568	5,522	9,700	9,700
PRINTING AND BINDING NON ISF	2162	0	31	0	0
BOOKS AND PUBLICATIONS	2163	0	799	100	100
MAIL CENTER ISF	2164	225	100	700	700
PURCHASING CHARGES ISF	2165	9,242	8,199	9,000	9,000
GRAPHICS CHARGES ISF	2166	5,140	5,998	4,500	4,500
COPY MACHINE CHGS ISF	2167	9,610	9,013	5,000	5,000
MISCELLANEOUS OFFICE EXPENSE	2179	7,471	14,654	3,400	3,400
CREDIT CARD FEES	2190	0	1,864	2,000	2,000
TEMPORARY HELP	2192	38,895	31,085	32,000	32,000
SOFTWARE MAINTENANCE AGREEMENTS	2194	0	36,598	83,000	83,000
COMPUTER SERVICES NON ISF	2195H	175,082	0	0	0
PROFESSIONAL MEDICAL SERVICES	2197	105,783	124,111	120,000	120,000
OTHER PROFESSIONAL AND SPECIALIZED NO	2199	263,731	362,939	400,000	400,000
EMPLOYEE HEALTH SERVICES HCA	2201	0	0	425	425
INFORMATION TECHNOLOGY ISF	2202	6,810	8,451	77,500	77,500
COUNTY GEOGRAPHICAL INFORMATION SYSTE	2203	0	0	500	500
SPECIAL SERVICES ISF	2206	34	59	1,000	1,000
RENT AND LEASES EQUIPMENT NONCOUNTY O	2231	0	0	500	500
BUILDING LEASES AND RENTALS NONCOUNT	2241	19,498	0	4,000	4,000
BUILDING LEASES AND RENTALS COUNTY OW	2242	0	992	2,350	2,350
STORAGE CHARGES ISF	2244	490	0	300	300

BUDGET UNIT: 3090 HCA EMERGENCY MEDICAL SERVICES
FUNCTION: HEALTH & SANITATION
ACTIVITY: HEALTH

DETAIL BY REVENUE CATEGORY AND EXPENDITURE OBJECT		2014-15 FINAL ACTUALS	2015-16 ACTUAL ESTIMATED *	2016-17 RECOMMENDED	2016-17 ADOPTED BY THE BOARD OF SUPERVISORS
1		2	3	4	5
STORAGE CHARGES NON ISF	2245	0	230	300	300
COMPUTER EQUIPMENT <5000	2261	11,261	13,654	27,500	27,500
FURNITURE AND FIXTURES <5000	2262	4,603	1,332	5,000	5,000
INSTALLATIONS ELECTRICAL EQUIPMENT IS	2263	934	0	1,000	1,000
MINOR EQUIPMENT	2264	41,570	16,219	71,100	71,100
TRAINING ISF	2272	20	729	200	200
EDUCATION CONFERENCE AND SEMINARS	2273	3,237	5,946	10,000	10,000
PRIVATE VEHICLE MILEAGE	2291	3,342	4,636	3,500	3,500
TRAVEL EXPENSE	2292	13,883	17,259	21,700	21,700
TRANSPORTATION EXPENSE	2299	86	1,483	700	700
GAS AND DIESEL FUEL ISF	2301	6,977	6,870	14,500	14,500
SPECIAL DEPT. EXP. - 01	2301H	0	0	0	0
TRANSPORTATION CHARGES ISF	2302	40,335	26,215	36,500	36,500
MOTORPOOL ISF	2303	35	37	150	150
TRANSPORTATION WORK ORDER	2304	0	37,681	29,019	29,019
SPECIAL DEPT. EXP. - 06	2306H	2,266	0	0	0
UTILITIES	2311	1,259	1,525	3,700	3,700
SERVICES AND SUPPLIES CURRENT YEAR AD	2991	50,462	3,138	35,368	35,368
CAPITALIZED SVCS/SUPPLIES INCR	2993H	0	0	0	0
TOTAL SERVICES AND SUPPLIES		1,072,329	981,932	1,283,282	1,283,282
AID PAYMENTS RECIPIENTS	3111	1,041,155	1,636,036	1,655,918	1,655,918
AID PAYMENTS RECIPIENTS 1099	3112	0	0	0	0
AID PYMTS. - OTHER	3112H	454,005	0	0	0
AID PAYMENTS RENTS 1099	3113	0	0	0	0
MEDICAL EXAMS.	3113H	161,040	0	0	0
AID PYMTS-EMERG SHELTER	3117H	48,075	0	0	0
CARE/TRANS PRIS GOVT AGEN	3122H	3,000	0	0	0
TOTAL OTHER CHARGES		1,707,275	1,636,036	1,655,918	1,655,918
LEASEHOLD IMPROVEMENTS	4115	629,215	0	0	0
EQUIPMENT	4601	0	58,028	20,000	20,000
FURNITURE & FIXTURES	4850H	65,307	0	0	0
OTHER EQUIPMENT	4889H	11,324	0	0	0
TOTAL FIXED ASSETS		705,846	58,028	20,000	20,000
CONTRIB.-ISF	5512H	4,749	0	0	0
CONTR-GRANTS FIXED ASSETS	5513H	18,000	0	0	0
TOTAL RESIDUAL EQUITY TRANSFERS		22,749	0	0	0
TOTAL EXPENDITURES/APPROPRIATIONS		5,364,192	4,429,982	5,138,631	5,138,631
NET COST		681,522	633,908	575,000	575,000

FUND: G001 - GENERAL FUND
FUNCTION: HEALTH & SANITATION
ACTIVITY: HEALTH

HCA PUBLIC HEALTH - 3100

BUDGET OVERVIEW

	FINAL BUDGET FY 2015-16	ACTUAL PRIOR YEAR FY 2015-16	REQUESTED BUDGET FY 2016-17	RECOMMENDED BUDGET FY 2016-17	ADOPTED BUDGET FY 2016-17
TOTAL APPROPRIATIONS	20,571,859	18,390,084	20,252,530	20,252,530	20,557,530
TOTAL REVENUES	18,211,935	16,547,826	18,344,388	18,344,388	18,768,782
NET COUNTY COST	2,359,924	1,842,259	1,908,142	1,908,142	1,788,748
AUTH POSITIONS	0	0	163	163	163
FTE POSITIONS	0	0	159.8	159.8	159.8

BUDGET UNIT DESCRIPTION:

The Public Health Department is responsible for the protection, maintenance, and improvement of public health through collaborative planning and development of effective community health services programs. Public Health programs are not only direct service oriented, but many provide oversight and enforcement of public health standards according to State laws and regulations. Public Health duties and responsibilities include: registration of Vital Records (birth, death), health surveillance and assessment, Communicable Disease Control and Prevention, Public Health Laboratory, Maternal Child Health, Health Promotion and Chronic Disease Control, and various other population-based Preventive Health Programs, including HIV/AIDS Program.

BUDGET UNIT: 3100 HCA PUBLIC HEALTH
FUNCTION: HEALTH & SANITATION
ACTIVITY: HEALTH

DETAIL BY REVENUE CATEGORY AND EXPENDITURE OBJECT		2014-15 FINAL ACTUALS	2015-16 ACTUAL ESTIMATED *	2016-17 RECOMMENDED	2016-17 ADOPTED BY THE BOARD OF SUPERVISORS
1		2	3	4	5
OTHER COURT FINES	8821	37,917	33,661	42,220	42,220
TOTAL FINES FORFEITURES AND PENALTIES		37,917	33,661	42,220	42,220
STATE MOTOR VEHICLE MATCH	9034	2,973,689	3,504,000	1,821,278	1,821,278
STATE SOCIAL SERVICES PUBLIC ASSISTAN	9073	0	0	1,752,801	1,752,801
OTHER STATE HEALTH	9131	1,328,625	1,502,562	2,597,566	2,727,566
STATE OTHER	9252	71,650	79,150	80,000	80,000
STATE SB90	9253	6,584	0	0	0
FEDERAL OTHER	9351	7,288,293	7,081,280	7,715,972	7,715,972
OTHER GOVERNMENTAL AGENCIES	9371	578,077	632,976	593,300	593,300
TOTAL INTERGOVERNMENTAL REVENUE		12,246,919	12,799,967	14,560,917	14,690,917
RECORDING FEES	9561	250,000	400,000	547,215	547,215
HEALTH FEES	9581	0	1,086,106	1,379,927	1,379,927
HEALTH FEES	9582H	1,158,688	0	0	0
MEDI-CAL	9652H	279,347	0	0	0
INSURANCE	9654H	(9,694)	0	0	0
TOTAL CHARGES FOR SERVICES		1,678,340	1,486,106	1,927,142	1,927,142
TOBACCO SETTLEMENT	9761	1,156,000	1,156,000	1,156,000	1,156,000
SERVICE CONCESSION ARRANGEMENT REVENU	9775	0	0	0	0
OTHER NON-GOVERNMENTAL GRANT REVENUE	9780	243,232	334,924	0	294,394
MISCELLANEOUS REVENUE	9790	108,782	292,067	441,074	441,074
TOTAL MISCELLANEOUS REVENUES		1,508,014	1,782,990	1,597,074	1,891,468
INSURANCE RECOVERIES	9851	4,165	445,101	217,035	217,035
TOTAL OTHER FINANCING SOURCES		4,165	445,101	217,035	217,035
TOTAL REVENUE		15,475,355	16,547,826	18,344,388	18,768,782
REGULAR SALARIES	1101	8,357,313	8,802,099	10,576,846	10,827,626
EXTRA HELP	1102	190,517	86,836	54,327	54,327
OVERTIME	1105	31,782	20,973	24,312	24,312
SUPPLEMENTAL PAYMENTS	1106	664,576	721,569	839,364	839,364
TERMINATIONS	1107	130,744	169,428	6,983	6,983
RETIREMENT CONTRIBUTION	1121	1,765,231	1,841,231	2,137,079	2,137,079
OASDI CONTRIBUTION	1122	546,852	577,439	661,387	661,387
FICA MEDICARE	1123	132,140	137,854	159,612	159,612
SAFE HARBOR	1124	15,909	8,105	859	859
RETIREE HEALTH PAYMENT 1099	1128	4,987	22,837	0	0
GROUP INSURANCE	1141	1,018,487	1,021,192	1,136,936	1,136,936
LIFE INSURANCE FOR DEPARTMENT HEADS A	1142	608	701	667	667
STATE UNEMPLOYMENT INSURANCE	1143	10,343	11,252	13,031	13,031
MANAGEMENT DISABILITY INSURANCE	1144	13,540	19,413	23,220	23,220
WORKERS' COMPENSATION INSURANCE	1165	239,074	239,332	303,451	303,451
401K PLAN	1171	115,055	120,076	142,058	142,058
SALARY AND EMPLOYEE BENEFITS CURRENT	1991	1,122,973	1,243,639	1,284,314	1,284,314
SALARY AND EMPLOYEE BENEFITS CURRENT	1992	(159,412)	(83,206)	(316,542)	(316,542)

BUDGET UNIT: 3100 HCA PUBLIC HEALTH
FUNCTION: HEALTH & SANITATION
ACTIVITY: HEALTH

DETAIL BY REVENUE CATEGORY AND EXPENDITURE OBJECT		2014-15 FINAL ACTUALS	2015-16 ACTUAL ESTIMATED *	2016-17 RECOMMENDED	2016-17 ADOPTED BY THE BOARD OF SUPERVISORS
1		2	3	4	5
TOTAL SALARIES AND EMPLOYEE BENEFITS		14,200,720	14,960,771	17,047,904	17,298,684
COMMUNICATIONS	2031	0	17,744	26,242	26,742
VOICE DATA ISF	2032	158,880	158,143	132,384	132,384
TELEPHONE CHGS - NON ISF	2032H	20,209	0	0	0
RADIO COMMUNICATIONS ISF	2033	3,902	4,055	6,274	6,274
FOOD	2041	15,939	21,511	10,797	10,797
LAUNDRY SUPPLIES	2053	0	0	0	0
JANITORIAL SUPPLIES	2054	4,024	9,043	6,916	6,916
JANITORIAL SERVICES NON ISF	2055	1,508	40,805	43,415	43,415
OTHER HOUSEHOLD EXPENSE	2056	0	8,898	7,570	7,570
REFUSE DISPOSAL	2056H	7,762	0	0	0
HAZARDOUS MATERIAL DISPOSAL	2057	6,313	10,449	8,500	8,500
HOUSEKEEPING GROUNDS ISF CHARGS	2058	175	462	0	0
GENERAL INSURANCE ALLOCATION ISF	2071	17,533	27,158	26,583	26,583
INSURANCE	2072	0	4,946	15,463	15,463
MALPRACTICE	2076H	8,773	0	0	0
EQUIPMENT MAINTENANCE	2101	0	20,427	20,752	20,752
OFFICE EQUIP. MAINTENANCE	2102H	1,125	0	0	0
COMM. EQUIP. MAINTENANCE	2103H	1,244	0	0	0
MAINTENANCE SUPPLIES AND PARTS	2104	2,665	2,682	4,525	4,525
OTHER EQUIP. MAINTENANCE	2105H	22,458	0	0	0
BUILDINGS AND IMPROVEMENTS MAINTENANCE	2112	31,254	222,353	224,979	224,979
FACILITIES AND MATERIALS SQ FT ALLOCA	2114	160,278	101,952	103,215	103,215
OTHER MAINTENANCE ISF	2116	514	1,369	0	0
MEDICAL AND LABORATORY SUPPLIES	2121	27,379	796,255	761,650	772,110
BUILDING EQUIP. MAINTENANCE	2122H	8,168	0	0	0
PHARMACEUTICALS	2123	0	232,556	408,981	408,981
IMPROVEMENTS-MAINTENANCE	2123H	716	0	0	0
GROUNDS-MAINTENANCE	2124H	7,413	0	0	0
MEMBERSHIPS AND DUES	2131	88,063	51,187	60,552	60,552
DRUG SUPPLIES	2131H	368,516	0	0	0
LAB SUPPLIES & EXPENSE	2134H	585,819	0	0	0
EDUCATIONAL MATERIALS	2152H	39,189	0	0	0
CASH SHORTAGE	2156	0	(920)	0	0
MISCELLANEOUS EXPENSE	2159	13,113	8,920	4,300	4,300
OFFICE SUPPLIES	2161	47,297	45,524	45,194	45,194
PRINTING AND BINDING NON ISF	2162	13,228	16,477	17,755	21,755
BOOKS AND PUBLICATIONS	2163	0	24,475	30,500	30,500
MAIL CENTER ISF	2164	3,667	16,501	4,461	4,461
PURCHASING CHARGES ISF	2165	33,190	37,272	28,839	29,439
GRAPHICS CHARGES ISF	2166	11,755	23,116	7,050	7,050
COPY MACHINE CHGS ISF	2167	47,209	50,171	38,641	38,641

BUDGET UNIT: 3100 HCA PUBLIC HEALTH
FUNCTION: HEALTH & SANITATION
ACTIVITY: HEALTH

DETAIL BY REVENUE CATEGORY AND EXPENDITURE OBJECT		2014-15 FINAL ACTUALS	2015-16 ACTUAL ESTIMATED *	2016-17 RECOMMENDED	2016-17 ADOPTED BY THE BOARD OF SUPERVISORS
1		2	3	4	5
STORES ISF	2168	256	29	250	250
MISCELLANEOUS OFFICE EXPENSE	2179	3,827	12,219	2,633	2,633
CREDIT CARD FEES	2190	0	2,094	5,500	5,500
TEMPORARY HELP	2192	46,532	30,601	16,200	16,200
SOFTWARE MAINTENANCE AGREEMENTS	2194	0	46,952	36,300	36,300
COMPUTER SERVICES NON ISF	2195H	50,594	0	0	0
PROFESSIONAL MEDICAL SERVICES	2197	304,526	346,760	318,595	318,595
OTHER PROFESSIONAL AND SPECIALIZED NO	2199	488,460	320,920	278,995	315,655
EMPLOYEE HEALTH SERVICES HCA	2201	0	29,904	1,400	1,400
INFORMATION TECHNOLOGY ISF	2202	28,194	56,969	32,201	32,201
COUNTY GEOGRAPHICAL INFORMATION SYSTE	2203	4,325	4,701	2,696	2,696
SPECIAL SERVICES ISF	2206	266	176	500	500
RENT AND LEASES EQUIPMENT NONCOUNTY O	2231	862	292	300	300
BUILDING LEASES AND RENTALS NONCOUNT	2241	446,749	162,132	154,631	154,631
BUILDING LEASES AND RENTALS COUNTY OW	2242	0	59,424	32,788	32,788
STORAGE CHARGES ISF	2244	9,712	466	20,221	20,221
STORAGE CHARGES NON ISF	2245	0	10,820	5,120	5,120
COMPUTER EQUIPMENT <5000	2261	28,463	52,504	18,400	18,400
FURNITURE AND FIXTURES <5000	2262	33,060	39,941	7,721	7,721
INSTALLATIONS ELECTRICAL EQUIPMENT IS	2263	0	0	300	300
MINOR EQUIPMENT	2264	834	14,027	6,227	6,227
TRAINING ISF	2272	389	1,355	4,100	4,100
EDUCATION CONFERENCE AND SEMINARS	2273	18,838	26,479	25,600	27,600
PRIVATE VEHICLE MILEAGE	2291	13,701	11,211	11,800	11,800
TRAVEL EXPENSE	2292	60,568	52,100	41,990	41,990
FREIGHT, EXPRESS, AND OTHER DELIVERY	2293	0	1,482	0	0
TRANSPORTATION EXPENSE	2299	417	8,721	1,910	1,910
GAS AND DIESEL FUEL ISF	2301	28,024	21,371	32,933	32,933
SPECIAL DEPT. EXP. - 01	2301H	300	0	0	0
TRANSPORTATION CHARGES ISF	2302	117,301	107,569	116,802	116,802
SPECIAL DEPT. EXP. - 02	2302H	3,000	0	0	0
MOTORPOOL ISF	2303	17,147	20,406	17,450	17,450
TRANSPORTATION WORK ORDER	2304	0	6,645	0	0
SPECIAL DEPT. EXP. - 04	2304H	4,019	0	0	0
SPECIAL DEPT. EXP. - 06	2306H	83,173	0	0	0
UTILITIES	2311	78,465	41,941	86,321	86,321
SERVICES AND SUPPLIES CURRENT YEAR AD	2991	124,327	129,115	83,084	83,084
SERVICES AND SUPPLIES CURRENT YEAR AD	2992	(121,502)	(151,101)	(268,880)	(268,880)
TOTAL SERVICES AND SUPPLIES		3,634,102	3,421,754	3,139,626	3,193,846
AID PAYMENTS RECIPIENTS	3111	0	0	0	0
AID PAYMENTS RECIPIENTS 1099	3112	0	0	0	0
AID PAYMENTS RENTS 1099	3113	0	0	0	0

BUDGET UNIT: 3100 HCA PUBLIC HEALTH
FUNCTION: HEALTH & SANITATION
ACTIVITY: HEALTH

DETAIL BY REVENUE CATEGORY AND EXPENDITURE OBJECT	2014-15 FINAL ACTUALS	2015-16 ACTUAL ESTIMATED *	2016-17 RECOMMENDED	2016-17 ADOPTED BY THE BOARD OF SUPERVISORS
1	2	3	4	5
TOTAL OTHER CHARGES	0	0	0	0
EQUIPMENT 4601	0	0	0	0
COMPUTER SOFTWARE 4701	0	7,560	65,000	65,000
TOTAL FIXED ASSETS	0	7,560	65,000	65,000
TOTAL EXPENDITURES/APPROPRIATIONS	17,834,821	18,390,084	20,252,530	20,557,530
NET COST	2,359,466	1,842,259	1,908,142	1,788,748

THIS PAGE INTENTIONALLY LEFT BLANK

FUND: G001 - GENERAL FUND
FUNCTION: HEALTH & SANITATION
ACTIVITY: HEALTH

HCA WOMEN INFANTS AND CHILDREN - 3120

BUDGET OVERVIEW

	FINAL BUDGET FY 2015-16	ACTUAL PRIOR YEAR FY 2015-16	REQUESTED BUDGET FY 2016-17	RECOMMENDED BUDGET FY 2016-17	ADOPTED BUDGET FY 2016-17
TOTAL APPROPRIATIONS	4,777,604	4,765,468	4,862,086	4,862,086	4,862,086
TOTAL REVENUES	4,507,000	4,504,292	4,637,086	4,637,086	4,637,086
NET COUNTY COST	270,604	261,176	225,000	225,000	225,000
AUTH POSITIONS	0	0	57	57	57
FTE POSITIONS	0	0	54.73	54.73	54.73

BUDGET UNIT DESCRIPTION:

Ventura County WIC is one of 84 local WIC agencies operating in California. Ventura County WIC offers services at eight locations; South Oxnard, Downtown Oxnard, North Oxnard, Ventura, Santa Paula, Fillmore, Thousand Oaks and Simi Valley. Six of the sites are co-located with either Public Health or Ambulatory Care Clinics. Ventura County WIC has a current client caseload of 22,380 individuals. Fifty one staff; 38 bilingual WIC Nutrition Assistants (including one trilingual Spanish/English/Mixteco staff person), six Site Supervisors (all are Registered Dietitians), one Nutritionist counselor (Degreed Nutritionist) and six administrators (two of whom are Registered Dietitians), comprise the work force of Ventura County WIC.

Ventura County WIC is one of 84 local WIC agencies operating in California. Ventura County WIC offers services at eight locations; South Oxnard, Downtown Oxnard, North Oxnard, Ventura, Santa Paula, Fillmore, Thousand Oaks and Simi Valley. Six of the sites are co-located with either Public Health or Ambulatory Care Clinics. Ventura County WIC has a current client caseload of 22,380 individuals. Fifty one staff; 38 bilingual WIC Nutrition Assistants (including one trilingual Spanish/English/Mixteco staff person), six Site Supervisors (all are Registered Dietitians), one Nutritionist counselor (Degreed Nutritionist) and six administrators (two of whom are Registered Dietitians), comprise the work force of Ventura County WIC.

BUDGET UNIT: 3120 HCA WOMEN INFANTS AND CHILDREN
FUNCTION: HEALTH & SANITATION
ACTIVITY: HEALTH

DETAIL BY REVENUE CATEGORY AND EXPENDITURE OBJECT		2014-15 FINAL ACTUALS	2015-16 ACTUAL ESTIMATED *	2016-17 RECOMMENDED	2016-17 ADOPTED BY THE BOARD OF SUPERVISORS
1		2	3	4	5
FEDERAL OTHER	9351	4,201,284	4,504,292	4,637,086	4,637,086
TOTAL INTERGOVERNMENTAL REVENUE		4,201,284	4,504,292	4,637,086	4,637,086
TOTAL REVENUE		4,201,284	4,504,292	4,637,086	4,637,086
REGULAR SALARIES	1101	2,313,430	2,540,920	2,687,025	2,687,025
EXTRA HELP	1102	0	0	0	0
OVERTIME	1105	1	299	850	850
SUPPLEMENTAL PAYMENTS	1106	106,873	114,540	126,771	126,771
TERMINATIONS	1107	29,436	25,955	0	0
RETIREMENT CONTRIBUTION	1121	501,800	583,240	558,084	558,084
OASDI CONTRIBUTION	1122	145,427	159,390	161,688	161,688
FICA MEDICARE	1123	34,017	37,351	38,878	38,878
SAFE HARBOR	1124	0	0	0	0
GROUP INSURANCE	1141	385,681	403,023	417,425	417,425
LIFE INSURANCE FOR DEPARTMENT HEADS A	1142	132	136	147	147
STATE UNEMPLOYMENT INSURANCE	1143	2,076	3,065	3,956	3,956
MANAGEMENT DISABILITY INSURANCE	1144	1,597	2,171	2,161	2,161
WORKERS' COMPENSATION INSURANCE	1165	62,626	68,209	70,857	70,857
401K PLAN	1171	18,978	24,582	22,464	22,464
SALARY AND EMPLOYEE BENEFITS CURRENT	1991	119,662	133,155	174,974	174,974
TOTAL SALARIES AND EMPLOYEE BENEFITS		3,721,737	4,096,036	4,265,280	4,265,280
COMMUNICATIONS	2031	0	1,879	1,400	1,400
VOICE DATA ISF	2032	69,102	41,537	68,010	68,010
TELEPHONE CHGS - NON ISF	2032H	1,235	0	0	0
RADIO COMMUNICATIONS ISF	2033	5,915	1,200	4,800	4,800
FOOD	2041	0	0	0	0
JANITORIAL SUPPLIES	2054	5,739	6,434	5,094	5,094
JANITORIAL SERVICES NON ISF	2055	397	17,116	13,424	13,424
OTHER HOUSEHOLD EXPENSE	2056	0	1,010	0	0
REFUSE DISPOSAL	2056H	721	0	0	0
HOUSEKEEPING GROUNDS ISF CHARGS	2058	404	0	50	50
GENERAL INSURANCE ALLOCATION ISF	2071	0	236	400	400
EQUIPMENT MAINTENANCE	2101	0	0	200	200
MAINTENANCE SUPPLIES AND PARTS	2104	0	371	132	132
OTHER EQUIP. MAINTENANCE	2105H	229	0	0	0
BUILDINGS AND IMPROVEMENTS MAINTENANC	2112	(4,055)	102,044	117,415	117,415
FACILITIES AND MATERIALS SQ FT ALLOCA	2114	44,943	0	0	0
OTHER MAINTENANCE ISF	2116	0	0	0	0
MEDICAL AND LABORATORY SUPPLIES	2121	13,982	9,730	100	100
MEMBERSHIPS AND DUES	2131	5,214	540	3,300	3,300
EDUCATIONAL MATERIALS	2152H	437	0	0	0
MISCELLANEOUS EXPENSE	2159	0	24	0	0
OFFICE SUPPLIES	2161	16,239	21,067	12,000	12,000

BUDGET UNIT: 3120 HCA WOMEN INFANTS AND CHILDREN
FUNCTION: HEALTH & SANITATION
ACTIVITY: HEALTH

DETAIL BY REVENUE CATEGORY AND EXPENDITURE OBJECT		2014-15 FINAL ACTUALS	2015-16 ACTUAL ESTIMATED *	2016-17 RECOMMENDED	2016-17 ADOPTED BY THE BOARD OF SUPERVISORS
1		2	3	4	5
PRINTING AND BINDING NON ISF	2162	27	299	600	600
BOOKS AND PUBLICATIONS	2163	0	65	200	200
MAIL CENTER ISF	2164	1,087	359	400	400
PURCHASING CHARGES ISF	2165	2,139	880	1,100	1,100
GRAPHICS CHARGES ISF	2166	16,862	8,697	2,000	2,000
COPY MACHINE CHGS ISF	2167	1,006	2,028	900	900
STORES ISF	2168	12,588	13,262	8,543	8,543
MISCELLANEOUS OFFICE EXPENSE	2179	2,257	4,127	919	919
TEMPORARY HELP	2192	0	2,504	0	0
OTHER PROFESSIONAL AND SPECIALIZED NO	2199	31,202	51,835	34,601	34,601
EMPLOYEE HEALTH SERVICES HCA	2201	0	0	0	0
INFORMATION TECHNOLOGY ISF	2202	9,321	5,854	8,244	8,244
SPECIAL SERVICES ISF	2206	0	0	0	0
RENT AND LEASES EQUIPMENT NONCOUNTY O	2231	0	0	0	0
BUILDING LEASES AND RENTALS NONCOUNT	2241	329,387	275,410	259,957	259,957
BUILDING LEASES AND RENTALS COUNTY OW	2242	0	51,033	15,189	15,189
STORAGE CHARGES ISF	2244	3,621	0	2,000	2,000
STORAGE CHARGES NON ISF	2245	0	3,261	2,500	2,500
COMPUTER EQUIPMENT <5000	2261	30,325	10,756	1,898	1,898
FURNITURE AND FIXTURES <5000	2262	2,886	2,483	2,625	2,625
MINOR EQUIPMENT	2264	9,660	0	0	0
TRAINING ISF	2272	60	120	40	40
EDUCATION CONFERENCE AND SEMINARS	2273	0	750	900	900
PRIVATE VEHICLE MILEAGE	2291	5,817	6,561	3,562	3,562
TRAVEL EXPENSE	2292	4,017	2,304	4,000	4,000
FREIGHT, EXPRESS, AND OTHER DELIVERY	2293	0	0	0	0
TRANSPORTATION EXPENSE	2299	0	0	0	0
GAS AND DIESEL FUEL ISF	2301	669	548	700	700
TRANSPORTATION CHARGES ISF	2302	1,307	0	1,400	1,400
MOTORPOOL ISF	2303	657	443	700	700
TRANSPORTATION WORK ORDER	2304	0	1,694	0	0
SPECIAL DEPT. EXP. - 06	2306H	75,269	0	0	0
UTILITIES	2311	21,185	2,847	1,000	1,000
SERVICES AND SUPPLIES CURRENT YEAR AD	2991	13,857	18,124	16,503	16,503
TOTAL SERVICES AND SUPPLIES		735,709	669,432	596,806	596,806
TOTAL EXPENDITURES/APPROPRIATIONS		4,457,446	4,765,468	4,862,086	4,862,086
NET COST		256,162	261,176	225,000	225,000

THIS PAGE INTENTIONALLY LEFT BLANK

FUND: G001 - GENERAL FUND
FUNCTION: HEALTH & SANITATION
ACTIVITY: HEALTH

HCA CHILDRENS MEDICAL SERVICES - 3140

BUDGET OVERVIEW

	FINAL BUDGET FY 2015-16	ACTUAL PRIOR YEAR FY 2015-16	REQUESTED BUDGET FY 2016-17	RECOMMENDED BUDGET FY 2016-17	ADOPTED BUDGET FY 2016-17
TOTAL APPROPRIATIONS	10,963,285	10,003,295	11,140,608	11,140,608	11,140,608
TOTAL REVENUES	9,899,965	9,186,138	10,190,608	10,190,608	10,190,608
NET COUNTY COST	1,063,320	817,157	950,000	950,000	950,000
AUTH POSITIONS	0	0	86	86	86
FTE POSITIONS	0	0	75.98	75.98	75.98

BUDGET UNIT DESCRIPTION:

Children's Medical Services (CMS) is comprised of several programs as a comprehensive system of health care for infants, youth and teens through collaboration for preventive screening, diagnostic, treatment, rehabilitation, and follow-up. Programs include:

- Child Health and Disability Prevention Program (CHDP);
 - o CHDP Gateway
 - o Newborn Hearing Screening Program (NHSP)
 - o Ventura County -VC-Pact
- Health Care Program for Children in Foster Care (HCPCFC)
- Oral Health
- Childhood Lead Poisoning Prevention Program (CLPPP)
- California Children's Services (CCS)
 - o Partners for Children (PFC)
 - o High Risk Infant Follow Up (HRIF)
 - o Medical Therapy Program (MTP)

BUDGET UNIT: 3140 HCA CHILDRENS MEDICAL SERVICES
FUNCTION: HEALTH & SANITATION
ACTIVITY: HEALTH

DETAIL BY REVENUE CATEGORY AND EXPENDITURE OBJECT		2014-15 FINAL ACTUALS	2015-16 ACTUAL ESTIMATED *	2016-17 RECOMMENDED	2016-17 ADOPTED BY THE BOARD OF SUPERVISORS
1		2	3	4	5
STATE MOTOR VEHICLE MATCH	9034	433,312	0	0	0
STATE SOCIAL SERVICES PUBLIC ASSISTAN	9073	690,688	1,119,250	1,157,720	1,157,720
STATE HEALTH ADMINISTRATION	9081	0	(0)	0	0
STATE CALIFORNIA CHILDRENS SERVICES	9091	3,670,006	3,978,250	3,902,501	3,902,501
OTHER STATE HEALTH	9131	507,457	654,709	977,786	977,786
STATE OTHER	9252	0	0	105,733	105,733
FEDERAL OTHER	9351	2,602,575	3,156,490	3,832,868	3,832,868
OTHER GOVERNMENTAL AGENCIES	9371	61,429	76,996	60,000	60,000
TOTAL INTERGOVERNMENTAL REVENUE		7,965,469	8,985,694	10,036,608	10,036,608
CALIFORNIA CHILDREN'S SERVICES	9601	594	1,020	1,850	1,850
MEDI-CAL	9652H	153,002	0	0	0
TOTAL CHARGES FOR SERVICES		153,596	1,020	1,850	1,850
TOBACCO SETTLEMENT	9761	152,000	152,000	152,000	152,000
MISCELLANEOUS REVENUE	9790	476	47,424	150	150
TOTAL MISCELLANEOUS REVENUES		152,476	199,424	152,150	152,150
TOTAL REVENUE		8,271,540	9,186,138	10,190,608	10,190,608
REGULAR SALARIES	1101	4,716,152	4,931,687	5,784,586	5,784,586
EXTRA HELP	1102	86,322	84,120	85,228	85,228
OVERTIME	1105	42,274	75,859	100,747	100,747
SUPPLEMENTAL PAYMENTS	1106	222,120	249,671	287,108	287,108
TERMINATIONS	1107	74,884	85,770	0	0
CALL BACK STAFFING	1108	0	134	0	0
RETIREMENT CONTRIBUTION	1121	949,031	1,027,207	1,211,798	1,211,798
OASDI CONTRIBUTION	1122	293,712	310,189	360,053	360,053
FICA MEDICARE	1123	71,926	75,664	87,961	87,961
SAFE HARBOR	1124	13,343	16,465	17,514	17,514
GROUP INSURANCE	1141	540,476	555,501	656,051	656,051
LIFE INSURANCE FOR DEPARTMENT HEADS A	1142	207	251	255	255
STATE UNEMPLOYMENT INSURANCE	1143	5,873	6,186	7,241	7,241
MANAGEMENT DISABILITY INSURANCE	1144	4,383	6,391	7,203	7,203
WORKERS' COMPENSATION INSURANCE	1165	131,395	135,911	158,113	158,113
401K PLAN	1171	59,579	66,574	77,921	77,921
SALARY AND EMPLOYEE BENEFITS CURRENT	1991	230,187	340,545	528,857	528,857
TOTAL SALARIES AND EMPLOYEE BENEFITS		7,441,863	7,968,127	9,370,636	9,370,636
COMMUNICATIONS	2031	0	656	200	200
VOICE DATA ISF	2032	86,529	125,070	96,293	96,293
TELEPHONE CHGS - NON ISF	2032H	681	0	0	0
RADIO COMMUNICATIONS ISF	2033	1,948	40,839	0	0
FOOD	2041	904	1,755	0	0
JANITORIAL SUPPLIES	2054	294	0	0	0
GENERAL INSURANCE ALLOCATION ISF	2071	2,759	2,757	583	583
INSURANCE	2072	0	9,387	14,403	14,403

BUDGET UNIT: 3140 HCA CHILDRENS MEDICAL SERVICES
FUNCTION: HEALTH & SANITATION
ACTIVITY: HEALTH

DETAIL BY REVENUE CATEGORY AND EXPENDITURE OBJECT		2014-15 FINAL ACTUALS	2015-16 ACTUAL ESTIMATED *	2016-17 RECOMMENDED	2016-17 ADOPTED BY THE BOARD OF SUPERVISORS
1		2	3	4	5
MALPRACTICE	2076H	5,297	0	0	0
EQUIPMENT MAINTENANCE	2101	0	0	1,000	1,000
OFFICE EQUIP. MAINTENANCE	2102H	2,302	0	0	0
BUILDINGS AND IMPROVEMENTS MAINTENANC	2112	4,290	72,152	68,207	68,207
FACILITIES AND MATERIALS SQ FT ALLOCA	2114	19,938	0	0	0
FACILITIES PROJECTS ISF	2115	0	94,226	0	0
MEDICAL AND LABORATORY SUPPLIES	2121	21,245	28,269	9,485	9,485
MEMBERSHIPS AND DUES	2131	2,420	3,040	4,150	4,150
EDUCATIONAL MATERIALS	2152H	1,093	0	0	0
MISCELLANEOUS EXPENSE	2159	38	492	0	0
OFFICE SUPPLIES	2161	22,135	24,107	31,100	31,100
PRINTING AND BINDING NON ISF	2162	5,191	592	2,800	2,800
BOOKS AND PUBLICATIONS	2163	0	1,594	1,000	1,000
MAIL CENTER ISF	2164	17,257	5,224	18,526	18,526
PURCHASING CHARGES ISF	2165	2,853	1,837	1,942	1,942
GRAPHICS CHARGES ISF	2166	19,099	11,101	9,000	9,000
COPY MACHINE CHGS ISF	2167	4,412	5,549	3,193	3,193
STORES ISF	2168	87	153	0	0
MISCELLANEOUS OFFICE EXPENSE	2179	0	421	0	0
TEMPORARY HELP	2192	89,454	125,777	0	0
COMPUTER SERVICES NON ISF	2195H	29,612	0	0	0
PROFESSIONAL MEDICAL SERVICES	2197	1,155,516	992,286	1,060,359	1,060,359
OTHER PROFESSIONAL AND SPECIALIZED NO	2199	10,095	54,530	73,550	73,550
EMPLOYEE HEALTH SERVICES HCA	2201	0	5,065	1,000	1,000
INFORMATION TECHNOLOGY ISF	2202	154,749	240,983	171,698	171,698
RENT AND LEASES EQUIPMENT NONCOUNTY O	2231	0	0	0	0
BUILDING LEASES AND RENTALS NONCOUNT	2241	32,035	0	0	0
BUILDING LEASES AND RENTALS COUNTY OW	2242	0	28,706	27,363	27,363
STORAGE CHARGES ISF	2244	12	13	15	15
COMPUTER EQUIPMENT <5000	2261	41,402	62,092	23,300	23,300
FURNITURE AND FIXTURES <5000	2262	10,607	32,927	5,500	5,500
MINOR EQUIPMENT	2264	459	2,393	2,200	2,200
TRAINING ISF	2272	20	80	1,550	1,550
EDUCATION CONFERENCE AND SEMINARS	2273	9,974	12,280	38,600	38,600
PRIVATE VEHICLE MILEAGE	2291	12,466	13,755	13,400	13,400
TRAVEL EXPENSE	2292	14,302	9,968	17,500	17,500
FREIGHT, EXPRESS, AND OTHER DELIVERY	2293	0	39	0	0
TRANSPORTATION EXPENSE	2299	427	3,181	0	0
GAS AND DIESEL FUEL ISF	2301	813	636	870	870
SPECIAL DEPT. EXP. - 01	2301H	4,439	0	0	0
TRANSPORTATION CHARGES ISF	2302	3,989	3,977	4,282	4,282
MOTORPOOL ISF	2303	4,289	4,107	8,386	8,386

BUDGET UNIT: 3140 HCA CHILDRENS MEDICAL SERVICES
FUNCTION: HEALTH & SANITATION
ACTIVITY: HEALTH

DETAIL BY REVENUE CATEGORY AND EXPENDITURE OBJECT		2014-15 FINAL ACTUALS	2015-16 ACTUAL ESTIMATED *	2016-17 RECOMMENDED	2016-17 ADOPTED BY THE BOARD OF SUPERVISORS
1		2	3	4	5
SPECIAL DEPT. EXP. - 06	2306H	53,278	0	0	0
UTILITIES	2311	(787)	0	0	0
SERVICES AND SUPPLIES CURRENT YEAR AD	2991	15,171	13,154	48,517	48,517
TOTAL SERVICES AND SUPPLIES		1,863,093	2,035,168	1,759,972	1,759,972
AID PAYMENTS RECIPIENTS	3111	0	0	10,000	10,000
TOTAL OTHER CHARGES		0	0	10,000	10,000
TOTAL EXPENDITURES/APPROPRIATIONS		9,304,956	10,003,295	11,140,608	11,140,608
NET COST		1,033,416	817,157	950,000	950,000

FUND: G001 - GENERAL FUND
FUNCTION: HEALTH & SANITATION
ACTIVITY: HEALTH

MENTAL HEALTH - 3200

BUDGET OVERVIEW

	FINAL BUDGET FY 2015-16	ACTUAL PRIOR YEAR FY 2015-16	REQUESTED BUDGET FY 2016-17	RECOMMENDED BUDGET FY 2016-17	ADOPTED BUDGET FY 2016-17
TOTAL APPROPRIATIONS	88,478,272	73,205,329	75,064,338	75,064,338	75,064,338
TOTAL REVENUES	68,009,663	56,188,403	63,164,338	63,164,338	63,164,338
NET COUNTY COST	20,468,609	17,016,926	11,900,000	11,900,000	11,900,000
AUTH POSITIONS	0	0	221	221	221
FTE POSITIONS	0	0	218.5	218.5	218.5

BUDGET UNIT DESCRIPTION:

The Mental Health System of Care is a service delivery system that provides a full array of services and supports that promote the wellness and recovery of individuals with serious mental illness and youth with serious emotional disturbance. Services include: assessment; psychological evaluation; medication management; individual, group and family therapy; case management; residential treatment; social supports; and housing assistance. Services are client and family centered and delivered in the least restrictive setting most consistent with the recovery model. Integrated service system goals include: (1) provide quality, culturally competent care that averts disability, and (2) optimize the quality of life and capabilities of the people served. Quality of life goals include: maximizing the potential for independent living, achieving stability in an appropriate residential environment, and maintaining meaningful social activities and employment. For children and youth, quality of life goals include maintaining family unity, achieving stable placement in a foster care home when appropriate, and ensuring attendance and progress in school, while developing age-appropriate, pro-social behavior.

BUDGET UNIT: 3200 MENTAL HEALTH
FUNCTION: HEALTH & SANITATION
ACTIVITY: HEALTH

DETAIL BY REVENUE CATEGORY AND EXPENDITURE OBJECT		2014-15 FINAL ACTUALS	2015-16 ACTUAL ESTIMATED *	2016-17 RECOMMENDED	2016-17 ADOPTED BY THE BOARD OF SUPERVISORS
1		2	3	4	5
STATE MOTOR VEHICLE MATCH	9034	382,075	150,000	150,000	150,000
STATE MENTAL HEALTH	9111	952,084	0	0	0
STATE MENTAL HEALTH PUBLIC ASSISTANCE	9112	18,852,961	16,644,192	17,303,937	17,303,937
2011 REALIGNMENT SALES TAX MENTAL HEA	9113	9,379,968	12,300,000	12,028,990	12,028,990
OTHER STATE HEALTH	9131	(808)	(55,498)	0	0
STATE SB90	9253	8,836,064	0	0	0
2011 REALIGNMENT SALES TAX PUBLIC SAF	9255	617,416	577,416	577,416	577,416
FEDERAL OTHER	9351	538,082	554,906	660,200	660,200
FEDERAL AID - HUD GRANT	9354H	418,723	0	0	0
OTHER GOVERNMENTAL AGENCIES	9371	208,579	141,249	220,499	220,499
TOTAL INTERGOVERNMENTAL REVENUE		40,185,144	30,312,264	30,941,042	30,941,042
HEALTH FEES	9581	0	114,015	32,467	32,467
HEALTH FEES	9582H	83,659	0	0	0
MENTAL HEALTH SERVICES	9591	3,845	13,165,259	18,209,892	18,209,892
MENTAL HEALTH/MEDI-CAL	9595H	12,166,511	0	0	0
INSURANCE	9654H	18,932	0	0	0
OTHER CHARGES FOR SERVICES	9708	4,287,585	4,612,786	6,049,303	6,049,303
OTHER INTERFUND REVENUE	9729	1,850,226	5,315,269	5,776,529	5,776,529
TOTAL CHARGES FOR SERVICES		18,410,757	23,207,329	30,068,191	30,068,191
TOBACCO SETTLEMENT	9761	2,595,600	2,320,600	2,045,600	2,045,600
MISCELLANEOUS REVENUE	9790	43,296	164,845	46,256	46,256
TOTAL MISCELLANEOUS REVENUES		2,638,896	2,485,445	2,091,856	2,091,856
TRANSFERS IN FROM OTHER FUNDS	9831	0	125,597	0	0
INSURANCE RECOVERIES	9851	0	57,767	63,249	63,249
TOTAL OTHER FINANCING SOURCES		0	183,364	63,249	63,249
TOTAL REVENUE		61,234,797	56,188,403	63,164,338	63,164,338
REGULAR SALARIES	1101	11,143,225	12,470,791	15,256,565	15,256,565
EXTRA HELP	1102	0	15,578	0	0
OVERTIME	1105	37,378	29,114	0	0
SUPPLEMENTAL PAYMENTS	1106	347,204	364,356	427,908	427,908
TERMINATIONS	1107	224,142	285,534	0	0
CALL BACK STAFFING	1108	0	793	0	0
RETIREMENT CONTRIBUTION	1121	2,254,014	2,577,597	3,187,515	3,187,515
OASDI CONTRIBUTION	1122	697,638	779,390	954,549	954,549
FICA MEDICARE	1123	165,616	184,718	227,206	227,206
SAFE HARBOR	1124	0	1,478	207	207
RETIREE HEALTH PAYMENT 1099	1128	21,396	30,938	0	0
GROUP INSURANCE	1141	1,233,675	1,413,299	1,613,420	1,613,420
LIFE INSURANCE FOR DEPARTMENT HEADS A	1142	1,408	1,342	1,536	1,536
STATE UNEMPLOYMENT INSURANCE	1143	13,432	14,958	15,714	15,714
MANAGEMENT DISABILITY INSURANCE	1144	19,529	26,682	32,408	32,408
WORKERS' COMPENSATION INSURANCE	1165	304,388	283,120	362,148	362,148

BUDGET UNIT: 3200 MENTAL HEALTH
FUNCTION: HEALTH & SANITATION
ACTIVITY: HEALTH

DETAIL BY REVENUE CATEGORY AND EXPENDITURE OBJECT		2014-15 FINAL ACTUALS	2015-16 ACTUAL ESTIMATED *	2016-17 RECOMMENDED	2016-17 ADOPTED BY THE BOARD OF SUPERVISORS
1		2	3	4	5
401K PLAN	1171	152,746	140,270	204,875	204,875
SALARY AND EMPLOYEE BENEFITS CURRENT	1991	3,820,721	2,586,484	2,018,546	2,018,546
SALARY AND EMPLOYEE BENEFITS CURRENT	1992	(3,132,629)	(1,557,579)	(1,581,716)	(1,581,716)
TOTAL SALARIES AND EMPLOYEE BENEFITS		17,303,884	19,648,860	22,720,881	22,720,881
COMMUNICATIONS	2031	0	44,298	30,708	30,708
VOICE DATA ISF	2032	249,191	303,224	380,347	380,347
TELEPHONE CHGS - NON ISF	2032H	34,144	0	0	0
RADIO COMMUNICATIONS ISF	2033	8,472	15,686	20,375	20,375
FOOD	2041	9,605	10,974	8,231	8,231
JANITORIAL SUPPLIES	2054	962	2,972	3,438	3,438
JANITORIAL SERVICES NON ISF	2055	8,879	19,737	15,081	15,081
OTHER HOUSEHOLD EXPENSE	2056	0	1,408	725	725
REFUSE DISPOSAL	2056H	1,353	0	0	0
HOUSEKEEPING GROUNDS ISF CHARGS	2058	6,450	1,636	6,180	6,180
GENERAL INSURANCE ALLOCATION ISF	2071	106,493	178,378	317,941	317,941
INSURANCE	2072	0	123,146	196,863	196,863
MALPRACTICE	2076H	110,557	0	0	0
EQUIPMENT MAINTENANCE	2101	0	1,016	1,236	1,236
OFFICE EQUIP. MAINTENANCE	2102H	1,160	0	0	0
MAINTENANCE SUPPLIES AND PARTS	2104	8,431	0	7,206	7,206
BUILDINGS AND IMPROVEMENTS MAINTENANC	2112	371,438	343,347	314,259	314,259
FACILITIES AND MATERIALS SQ FT ALLOCA	2114	367,647	366,984	522,238	522,238
FACILITIES PROJECTS ISF	2115	0	15,237	0	0
OTHER MAINTENANCE ISF	2116	5,813	7,647	5,534	5,534
MEDICAL AND LABORATORY SUPPLIES	2121	3,781	2,219	952	952
PHARMACEUTICALS	2123	0	14,111	33,649	33,649
IMPROVEMENTS-MAINTENANCE	2123H	1,664	0	0	0
GROUNDS-MAINTENANCE	2124H	(1,000)	0	0	0
MEMBERSHIPS AND DUES	2131	36,934	38,964	43,301	43,301
DRUG SUPPLIES	2131H	36,082	0	0	0
MISCELLANEOUS EXPENSE	2159	22,077	1,940	2,497	2,497
OFFICE SUPPLIES	2161	95,778	102,785	92,747	92,747
PRINTING AND BINDING NON ISF	2162	6,279	4,558	6,627	6,627
BOOKS AND PUBLICATIONS	2163	5,603	5,080	4,341	4,341
MAIL CENTER ISF	2164	45,145	57,975	87,412	87,412
PURCHASING CHARGES ISF	2165	35,944	40,272	42,600	42,600
GRAPHICS CHARGES ISF	2166	12,215	8,885	19,097	19,097
COPY MACHINE CHGS ISF	2167	39,250	42,886	33,751	33,751
STORES ISF	2168	4,217	5,129	5,116	5,116
POSTAGE AND SPECIAL DELIVERY	2169	0	1,857	0	0
MISCELLANEOUS OFFICE EXPENSE	2179	6,709	15,791	1,591	1,591
ATTORNEY SERVICES	2185	(1,181)	46,744	24,210	24,210

BUDGET UNIT: 3200 MENTAL HEALTH
FUNCTION: HEALTH & SANITATION
ACTIVITY: HEALTH

DETAIL BY REVENUE CATEGORY AND EXPENDITURE OBJECT		2014-15 FINAL ACTUALS	2015-16 ACTUAL ESTIMATED *	2016-17 RECOMMENDED	2016-17 ADOPTED BY THE BOARD OF SUPERVISORS
1		2	3	4	5
LAB SERVICES	2188	12,827	2,993	11,330	11,330
TEMPORARY HELP	2192	177,499	85,651	79,181	79,181
MARKETING AND ADVERTISING	2193	0	6,432	4,120	4,120
SOFTWARE MAINTENANCE AGREEMENTS	2194	0	65,660	43,872	43,872
COMPUTER SERVICES NON ISF	2195H	129,478	0	0	0
PROFESSIONAL MEDICAL SERVICES	2197	3,432,478	4,012,839	4,591,637	4,591,637
OTHER PROFESSIONAL AND SPECIALIZED NO	2199	23,198,002	25,395,774	27,993,407	27,993,407
EMPLOYEE HEALTH SERVICES HCA	2201	0	54,403	92,700	92,700
INFORMATION TECHNOLOGY ISF	2202	152,075	75,538	150,653	150,653
COUNTY GEOGRAPHICAL INFORMATION SYSTE	2203	500	989	1,521	1,521
ACCOUNTING & AUDIT SERVICES	2203H	9,670	0	0	0
SPECIAL SERVICES ISF	2206	1,439	2,388	983	983
RENT AND LEASES EQUIPMENT NONCOUNTY O	2231	0	795	0	0
SOFTWARE RENTAL NON ISF	2236	0	6,428	0	0
BUILDING LEASES AND RENTALS NONCOUNT	2241	1,163,352	717,101	672,720	672,720
BUILDING LEASES AND RENTALS COUNTY OW	2242	0	508,073	519,735	519,735
STORAGE CHARGES ISF	2244	12,446	1,701	1,104	1,104
STORAGE CHARGES NON ISF	2245	0	6,609	1,760	1,760
BUILDING LEASE NON A87	2246	170,621	206,640	252,110	252,110
COMPUTER EQUIPMENT <5000	2261	205,199	121,864	173,469	173,469
FURNITURE AND FIXTURES <5000	2262	126,548	90,485	199,999	199,999
MINOR EQUIPMENT	2264	12,155	1,355	2,730	2,730
TRAINING ISF	2272	530	860	494	494
EDUCATION CONFERENCE AND SEMINARS	2273	15,486	19,908	57,000	57,000
PRIVATE VEHICLE MILEAGE	2291	98,761	93,046	89,955	89,955
TRAVEL EXPENSE	2292	13,785	34,495	20,204	20,204
TRANSPORTATION EXPENSE	2299	30,780	15,336	27,191	27,191
GAS AND DIESEL FUEL ISF	2301	8,386	5,770	3,524	3,524
SPECIAL DEPT. EXP. - 01	2301H	76,275	0	0	0
TRANSPORTATION CHARGES ISF	2302	39,646	33,434	38,218	38,218
SPECIAL DEPT. EXP. - 02	2302H	1,119	0	0	0
MOTORPOOL ISF	2303	2,993	1,904	2,543	2,543
SPECIAL DEPT. EXP. - 03	2303H	258,867	0	0	0
SPECIAL DEPT. EXP. - 04	2304H	4,177	0	0	0
SPECIAL DEPT. EXP. - 07	2307H	134,999	0	0	0
SPECIAL DEPT. EXP. - 10	2310H	11,768	0	0	0
UTILITIES	2311	20,672	24,031	27,753	27,753
SPECIAL DEPT. EXP. - 12	2312H	(4,974)	0	0	0
SPECIAL DEPT. EXP. - 13	2313H	2,179	0	0	0
SPECIAL DEPT. EXP. - 19	2319H	9,718	0	0	0
SERVICES AND SUPPLIES CURRENT YEAR AD	2991	136,626	245,280	121,903	121,903
SERVICES AND SUPPLIES CURRENT YEAR AD	2992	(1,087,022)	(235,507)	(410,335)	(410,335)

BUDGET UNIT: 3200 MENTAL HEALTH
FUNCTION: HEALTH & SANITATION
ACTIVITY: HEALTH

DETAIL BY REVENUE CATEGORY AND EXPENDITURE OBJECT		2014-15 FINAL ACTUALS	2015-16 ACTUAL ESTIMATED *	2016-17 RECOMMENDED	2016-17 ADOPTED BY THE BOARD OF SUPERVISORS
1		2	3	4	5
TOTAL SERVICES AND SUPPLIES		30,219,149	33,427,163	36,999,734	36,999,734
AID PAYMENTS RECIPIENTS	3111	0	4,343	0	0
AID PAYMENTS RENTS 1099	3113	0	277,153	298,725	298,725
MANAGED CARE OFFSET	3119	566,105	605,639	610,000	610,000
STATE HOSPITAL USAGE	3124H	134,154	0	0	0
OTHER LOAN PAYMENTS PRINCIPAL	3312	5,577	5,576	203,733	203,733
INTEREST LONG TERM TECP	3412	22	32	49,846	49,846
INTERFUND EXPENSE ADMINISTRATIVE	3912	0	2,042,312	2,681,419	2,681,419
TOTAL OTHER CHARGES		705,858	2,935,054	3,843,723	3,843,723
MENTAL HEALTH REHABILITATION CENTER C	4214	827,008	4,211,274	0	0
1911 WILLIAMS DRIVE OXNARD	4224	50,361	71,310	0	0
TOTAL FIXED ASSETS		877,369	4,282,584	0	0
TRANSFERS OUT TO OTHER FUNDS	5111	0	12,911,668	11,500,000	11,500,000
TRANSFERS OUT IN PATIENT UNIT	5114	13,299,244	0	0	0
TOTAL OTHER FINANCING USES		13,299,244	12,911,668	11,500,000	11,500,000
TOTAL EXPENDITURES/APPROPRIATIONS		62,405,504	73,205,329	75,064,338	75,064,338
NET COST		1,170,707	17,016,926	11,900,000	11,900,000

THIS PAGE INTENTIONALLY LEFT BLANK

FUND: G001 - GENERAL FUND
FUNCTION: HEALTH & SANITATION
ACTIVITY: HEALTH

ALCOHOL AND DRUG PROGRAMS - 3220

BUDGET OVERVIEW

	FINAL BUDGET FY 2015-16	ACTUAL PRIOR YEAR FY 2015-16	REQUESTED BUDGET FY 2016-17	RECOMMENDED BUDGET FY 2016-17	ADOPTED BUDGET FY 2016-17
TOTAL APPROPRIATIONS	20,104,944	16,876,470	18,561,716	18,561,716	18,561,716
TOTAL REVENUES	18,228,784	16,274,490	18,011,716	18,011,716	18,011,716
NET COUNTY COST	1,876,160	601,980	550,000	550,000	550,000
AUTH POSITIONS	0	0	69	69	69
FTE POSITIONS	0	0	68.7	68.7	68.7

BUDGET UNIT DESCRIPTION:

Alcohol and Drug Programs (ADP) provide drug and alcohol prevention, education, intervention, and treatment services utilizing science-based practice and adhering to both State and Federal mandates and guidelines. The Division utilizes a variety of recognized treatment and process improvement protocols along with performance and outcome measures. Prevention and education services are universal or focused on the needs of specific at-risk populations countywide. Intervention and treatment services are provided to clients with substance use and abuse disorders. Treatment services are provided through a plan of systematic coordination and collaboration with other community agencies and organizations to provide the most appropriate levels of care, as an integral part of the Behavioral Health Department's array of services. This model incorporates both public sector and private non-profit community-based organizations.

BUDGET UNIT: 3220 ALCOHOL AND DRUG PROGRAMS
FUNCTION: HEALTH & SANITATION
ACTIVITY: HEALTH

DETAIL BY REVENUE CATEGORY AND EXPENDITURE OBJECT		2014-15 FINAL ACTUALS	2015-16 ACTUAL ESTIMATED *	2016-17 RECOMMENDED	2016-17 ADOPTED BY THE BOARD OF SUPERVISORS
1		2	3	4	5
VEHICLE CODE FINES	8811	103,015	(2,243)	445,862	445,862
OTHER COURT FINES	8821	0	0	135,000	135,000
TOTAL FINES FORFEITURES AND PENALTIES		103,015	(2,243)	580,862	580,862
2011 REALIGNMENT SALES TAX MENTAL HEA	9113	3,463,344	3,938,686	3,928,601	3,928,601
STATE OTHER	9252	798,035	1,000,099	1,322,500	1,322,500
2011 REALIGNMENT SALES TAX PUBLIC SAF	9255	1,191,207	1,221,857	1,221,857	1,221,857
FEDERAL PUBLIC ASSISTANCE PROGRAMS	9273	72,075	205,896	80,000	80,000
FEDERAL HEALTH ADMINISTRATION	9281	4,620,682	4,410,285	4,622,682	4,622,682
TOTAL INTERGOVERNMENTAL REVENUE		10,145,343	10,776,823	11,175,640	11,175,640
HEALTH FEES	9581	0	59,233	95,000	95,000
HEALTH FEES	9582H	118,081	0	0	0
MENTAL HEALTH SERVICES	9591	10,700	5,280,326	6,135,783	6,135,783
MENTAL HEALTH/MEDI-CAL	9595H	4,599,397	0	0	0
OTHER INTERFUND REVENUE	9729	0	0	0	0
TOTAL CHARGES FOR SERVICES		4,728,178	5,339,560	6,230,783	6,230,783
MISCELLANEOUS REVENUE	9790	0	160,351	24,431	24,431
TOTAL MISCELLANEOUS REVENUES		0	160,351	24,431	24,431
TOTAL REVENUE		14,976,536	16,274,490	18,011,716	18,011,716
REGULAR SALARIES	1101	3,070,934	3,712,009	4,192,625	4,192,625
EXTRA HELP	1102	20,618	52,120	0	0
OVERTIME	1105	13,037	7,792	0	0
SUPPLEMENTAL PAYMENTS	1106	89,203	73,720	113,439	113,439
TERMINATIONS	1107	96,431	42,141	0	0
CALL BACK STAFFING	1108	131	0	0	0
RETIREMENT CONTRIBUTION	1121	632,565	528,875	876,004	876,004
OASDI CONTRIBUTION	1122	193,870	156,305	264,433	264,433
FICA MEDICARE	1123	46,340	37,730	62,300	62,300
SAFE HARBOR	1124	2,235	4,946	0	0
RETIREE HEALTH PAYMENT 1099	1128	3,902	6,212	0	0
GROUP INSURANCE	1141	396,351	327,967	538,215	538,215
LIFE INSURANCE FOR DEPARTMENT HEADS A	1142	(9,762)	316	432	432
STATE UNEMPLOYMENT INSURANCE	1143	3,715	3,061	4,182	4,182
MANAGEMENT DISABILITY INSURANCE	1144	4,870	4,975	7,489	7,489
WORKERS' COMPENSATION INSURANCE	1165	86,749	55,925	93,605	93,605
401K PLAN	1171	30,858	26,933	44,353	44,353
SALARY AND EMPLOYEE BENEFITS CURRENT	1991	1,150,115	1,150,706	1,345,013	1,345,013
SALARY AND EMPLOYEE BENEFITS CURRENT	1992	(256,108)	(370,177)	(413,000)	(413,000)
TOTAL SALARIES AND EMPLOYEE BENEFITS		5,576,052	5,821,557	7,129,090	7,129,090
COMMUNICATIONS	2031	0	5,679	0	0
VOICE DATA ISF	2032	74,350	76,112	35,157	35,157
TELEPHONE CHGS - NON ISF	2032H	3,389	0	0	0
RADIO COMMUNICATIONS ISF	2033	5,834	3,712	3,000	3,000

BUDGET UNIT: 3220 ALCOHOL AND DRUG PROGRAMS
FUNCTION: HEALTH & SANITATION
ACTIVITY: HEALTH

DETAIL BY REVENUE CATEGORY AND EXPENDITURE OBJECT		2014-15 FINAL ACTUALS	2015-16 ACTUAL ESTIMATED *	2016-17 RECOMMENDED	2016-17 ADOPTED BY THE BOARD OF SUPERVISORS
1		2	3	4	5
FOOD	2041	830	3,969	2,862	2,862
JANITORIAL SUPPLIES	2054	85	0	102	102
JANITORIAL SERVICES NON ISF	2055	200	2,381	510	510
OTHER HOUSEHOLD EXPENSE	2056	0	1,408	0	0
REFUSE DISPOSAL	2056H	1,353	0	0	0
HOUSEKEEPING GROUNDS ISF CHARGS	2058	274	266	510	510
GENERAL INSURANCE ALLOCATION ISF	2071	2,109	8,873	2,569	2,569
INSURANCE	2072	0	12,559	21,408	21,408
MALPRACTICE	2076H	728	0	0	0
EQUIPMENT MAINTENANCE	2101	0	485	0	0
OFFICE EQUIP. MAINTENANCE	2102H	1,271	0	0	0
BUILDINGS AND IMPROVEMENTS MAINTENANC	2112	2,767	3,727	10,608	10,608
FACILITIES AND MATERIALS SQ FT ALLOCA	2114	186,404	199,296	215,746	215,746
OTHER MAINTENANCE ISF	2116	2,002	1,243	612	612
MEDICAL AND LABORATORY SUPPLIES	2121	71,322	6,335	6,221	6,221
MEMBERSHIPS AND DUES	2131	18,491	20,799	20,001	20,001
MISCELLANEOUS EXPENSE	2159	35,424	16,763	6,947	6,947
OFFICE SUPPLIES	2161	24,372	32,362	25,297	25,297
PRINTING AND BINDING NON ISF	2162	21,052	65,331	29,951	29,951
BOOKS AND PUBLICATIONS	2163	2,875	4,522	50,796	50,796
MAIL CENTER ISF	2164	16,299	12,767	11,318	11,318
PURCHASING CHARGES ISF	2165	9,201	9,783	8,067	8,067
GRAPHICS CHARGES ISF	2166	3,191	0	3,570	3,570
COPY MACHINE CHGS ISF	2167	16,273	18,405	15,920	15,920
POSTAGE AND SPECIAL DELIVERY	2169	0	716	0	0
MISCELLANEOUS OFFICE EXPENSE	2179	391	1,257	1,224	1,224
BOARD AND COMMISSION MEMBER COMPENSAT	2181	0	0	408	408
TEMPORARY HELP	2192	38,739	19,182	24,276	24,276
MARKETING AND ADVERTISING	2193	0	1,778	0	0
SOFTWARE MAINTENANCE AGREEMENTS	2194	0	73,172	0	0
COMPUTER SERVICES NON ISF	2195H	(2,452)	0	0	0
PROFESSIONAL MEDICAL SERVICES	2197	23,262	32,271	45,000	45,000
OTHER PROFESSIONAL AND SPECIALIZED NO	2199	8,752,667	9,764,192	10,180,028	10,180,028
EMPLOYEE HEALTH SERVICES HCA	2201	0	20,696	6,000	6,000
INFORMATION TECHNOLOGY ISF	2202	10,663	20,006	14,000	14,000
SPECIAL SERVICES ISF	2206	0	33	0	0
SOFTWARE RENTAL NON ISF	2236	0	0	0	0
BUILDING LEASES AND RENTALS NONCOUNT	2241	386,918	115,229	390,270	390,270
BUILDING LEASES AND RENTALS COUNTY OW	2242	0	251,803	0	0
STORAGE CHARGES ISF	2244	4,970	(225)	5,301	5,301
STORAGE CHARGES NON ISF	2245	0	1,903	0	0
BUILDING LEASE NON A87	2246	68,143	87,172	106,355	106,355

BUDGET UNIT: 3220 ALCOHOL AND DRUG PROGRAMS
FUNCTION: HEALTH & SANITATION
ACTIVITY: HEALTH

DETAIL BY REVENUE CATEGORY AND EXPENDITURE OBJECT		2014-15 FINAL ACTUALS	2015-16 ACTUAL ESTIMATED *	2016-17 RECOMMENDED	2016-17 ADOPTED BY THE BOARD OF SUPERVISORS
1		2	3	4	5
COMPUTER EQUIPMENT <5000	2261	24,034	18,398	20,000	20,000
FURNITURE AND FIXTURES <5000	2262	(1,484)	19,730	10,000	10,000
TRAINING ISF	2272	100	120	0	0
EDUCATION CONFERENCE AND SEMINARS	2273	2,205	4,214	0	0
PRIVATE VEHICLE MILEAGE	2291	11,955	16,119	12,000	12,000
TRAVEL EXPENSE	2292	17,108	30,467	30,000	30,000
FREIGHT, EXPRESS, AND OTHER DELIVERY	2293	0	130	0	0
TRANSPORTATION EXPENSE	2299	10,509	2,968	5,000	5,000
GAS AND DIESEL FUEL ISF	2301	7,330	5,676	8,098	8,098
TRANSPORTATION CHARGES ISF	2302	25,825	24,727	27,078	27,078
SPECIAL DEPT. EXP. - 06	2306H	113,840	0	0	0
SPECIAL DEPT. EXP. - 07	2307H	8,275	0	0	0
UTILITIES	2311	15,288	19,249	23,000	23,000
SPECIAL DEPT. EXP. - 12	2312H	2,145	0	0	0
SPECIAL DEPT. EXP. - 13	2313H	853	0	0	0
SERVICES AND SUPPLIES CURRENT YEAR AD	2991	29,458	17,156	53,416	53,416
TOTAL SERVICES AND SUPPLIES		10,050,836	11,054,913	11,432,626	11,432,626
TOTAL EXPENDITURES/APPROPRIATIONS		15,626,889	16,876,470	18,561,716	18,561,716
NET COST		650,353	601,980	550,000	550,000

FUND: G001 - GENERAL FUND
FUNCTION: HEALTH & SANITATION
ACTIVITY: HEALTH

DRIVING UNDER THE INFLUENCE PROGRAMS - 3240

BUDGET OVERVIEW

	FINAL BUDGET FY 2015-16	ACTUAL PRIOR YEAR FY 2015-16	REQUESTED BUDGET FY 2016-17	RECOMMENDED BUDGET FY 2016-17	ADOPTED BUDGET FY 2016-17
TOTAL APPROPRIATIONS	4,606,461	4,294,481	4,669,880	4,669,880	4,669,880
TOTAL REVENUES	4,549,522	4,249,032	4,669,880	4,669,880	4,669,880
NET COUNTY COST	56,939	45,449	0	0	0
AUTH POSITIONS	0	0	48	48	48
FTE POSITIONS	0	0	48	48	48

BUDGET UNIT DESCRIPTION:

The Driving Under the Influence (DUI) Program is a division under Behavioral Health Alcohol and Drug Programs and includes education and treatment services for first time and subsequent offenders convicted of driving under the influence. First Conviction Program (FCP) and Multiple Conviction Program (MCP) are administered by the regulatory requirements of Title 9, California Code of Regulations and authorized under the specified statutes of the Health and Safety Code. These prescribe the scope of program activities, duration of programs, and reporting requirements. Program activities, such as individual and group counseling, case management and substance abuse education are the primary intervention strategies utilized under the program. The goal of the DUI Program is to reduce future DUI incidents. DUI works closely with the Courts, Probation Agency, District Attorney, and Parole regarding this high-risk population. Program services are provided through County-operated centers located in Oxnard, Thousand Oaks, Simi Valley, Ventura, and Fillmore.

BUDGET UNIT: 3240 DRIVING UNDER THE INFLUENCE PROGRAMS
FUNCTION: HEALTH & SANITATION
ACTIVITY: HEALTH

DETAIL BY REVENUE CATEGORY AND EXPENDITURE OBJECT		2014-15 FINAL ACTUALS	2015-16 ACTUAL ESTIMATED *	2016-17 RECOMMENDED	2016-17 ADOPTED BY THE BOARD OF SUPERVISORS
1		2	3	4	5
STATE OTHER	9252	37,866	28,105	81,650	81,650
TOTAL INTERGOVERNMENTAL REVENUE		37,866	28,105	81,650	81,650
HEALTH FEES	9581	0	4,245,000	0	0
MENTAL HEALTH SERVICES	9591	3,900,339	(24,073)	4,588,230	4,588,230
TOTAL CHARGES FOR SERVICES		3,900,339	4,220,927	4,588,230	4,588,230
TOTAL REVENUE		3,938,205	4,249,032	4,669,880	4,669,880
REGULAR SALARIES	1101	1,835,022	1,880,622	2,380,639	2,380,639
EXTRA HELP	1102	155,071	168,983	0	0
OVERTIME	1105	16,347	19,036	0	0
SUPPLEMENTAL PAYMENTS	1106	48,590	49,565	56,003	56,003
TERMINATIONS	1107	40,015	45,449	0	0
CALL BACK STAFFING	1108	0	0	0	0
RETIREMENT CONTRIBUTION	1121	386,327	407,963	502,509	502,509
OASDI CONTRIBUTION	1122	114,951	118,866	149,950	149,950
FICA MEDICARE	1123	29,173	30,280	35,238	35,238
SAFE HARBOR	1124	13,346	16,137	0	0
RETIREE HEALTH PAYMENT 1099	1128	0	0	0	0
GROUP INSURANCE	1141	267,582	269,618	328,987	328,987
LIFE INSURANCE FOR DEPARTMENT HEADS A	1142	271	269	318	318
STATE UNEMPLOYMENT INSURANCE	1143	2,371	2,448	2,290	2,290
MANAGEMENT DISABILITY INSURANCE	1144	3,318	4,282	5,433	5,433
WORKERS' COMPENSATION INSURANCE	1165	52,673	45,543	55,967	55,967
401K PLAN	1171	15,817	18,396	20,234	20,234
SALARY AND EMPLOYEE BENEFITS CURRENT	1991	515,514	579,291	507,768	507,768
SALARY AND EMPLOYEE BENEFITS CURRENT	1992	(275,643)	(266,686)	(225,000)	(225,000)
TOTAL SALARIES AND EMPLOYEE BENEFITS		3,220,744	3,390,061	3,820,336	3,820,336
COMMUNICATIONS	2031	0	1,548	376	376
VOICE DATA ISF	2032	53,845	57,776	37,375	37,375
TELEPHONE CHGS - NON ISF	2032H	1,515	0	0	0
RADIO COMMUNICATIONS ISF	2033	4,281	2,714	4,692	4,692
FOOD	2041	(13)	469	668	668
JANITORIAL SUPPLIES	2054	85	45	525	525
JANITORIAL SERVICES NON ISF	2055	3,966	9,321	4,048	4,048
HAZARDOUS MATERIAL DISPOSAL	2057	0	0	102	102
GENERAL INSURANCE ALLOCATION ISF	2071	1,209	2,902	2,814	2,814
EQUIPMENT MAINTENANCE	2101	0	398	500	500
OFFICE EQUIP. MAINTENANCE	2102H	(1,477)	0	0	0
BUILDINGS AND IMPROVEMENTS MAINTENANC	2112	6,937	9,259	22,781	22,781
FACILITIES AND MATERIALS SQ FT ALLOCA	2114	106,964	105,468	140,700	140,700
OTHER MAINTENANCE ISF	2116	0	564	510	510
MEDICAL AND LABORATORY SUPPLIES	2121	1,287	414	1,763	1,763
MEMBERSHIPS AND DUES	2131	3,277	10,455	6,560	6,560

BUDGET UNIT: 3240 DRIVING UNDER THE INFLUENCE PROGRAMS
FUNCTION: HEALTH & SANITATION
ACTIVITY: HEALTH

DETAIL BY REVENUE CATEGORY AND EXPENDITURE OBJECT		2014-15 FINAL ACTUALS	2015-16 ACTUAL ESTIMATED *	2016-17 RECOMMENDED	2016-17 ADOPTED BY THE BOARD OF SUPERVISORS
1		2	3	4	5
EDUCATIONAL MATERIALS	2152H	46,289	0	0	0
MISCELLANEOUS EXPENSE	2159	3,128	118	2,559	2,559
OFFICE SUPPLIES	2161	28,150	32,338	23,355	23,355
PRINTING AND BINDING NON ISF	2162	7,748	622	8,312	8,312
BOOKS AND PUBLICATIONS	2163	0	63,018	55,000	55,000
MAIL CENTER ISF	2164	3,973	8,259	8,410	8,410
PURCHASING CHARGES ISF	2165	3,186	1,425	3,357	3,357
GRAPHICS CHARGES ISF	2166	8,198	8,071	22,197	22,197
COPY MACHINE CHGS ISF	2167	27,309	24,836	27,142	27,142
STORES ISF	2168	0	0	104	104
POSTAGE AND SPECIAL DELIVERY	2169	0	15	0	0
MISCELLANEOUS OFFICE EXPENSE	2179	0	649	62	62
TEMPORARY HELP	2192	15,785	2,114	26,984	26,984
COMPUTER SERVICES NON ISF	2195H	1,875	0	0	0
OTHER PROFESSIONAL AND SPECIALIZED NO	2199	30,510	120,201	80,509	80,509
EMPLOYEE HEALTH SERVICES HCA	2201	0	8,648	102	102
INFORMATION TECHNOLOGY ISF	2202	81	14,718	3,183	3,183
SOFTWARE RENTAL NON ISF	2236	0	499	11,481	11,481
BUILDING LEASES AND RENTALS NONCOUNT	2241	313,470	201,188	307,239	307,239
BUILDING LEASES AND RENTALS COUNTY OW	2242	0	135,028	0	0
STORAGE CHARGES ISF	2244	5,827	98	1,431	1,431
STORAGE CHARGES NON ISF	2245	0	1,933	0	0
BUILDING LEASE NON A87	2246	20,739	26,103	31,847	31,847
COMPUTER EQUIPMENT <5000	2261	7,900	15,912	5,000	5,000
FURNITURE AND FIXTURES <5000	2262	(1,335)	1,580	8,000	8,000
INSTALLATIONS ELECTRICAL EQUIPMENT IS	2263	0	0	510	510
MINOR EQUIPMENT	2264	0	0	0	0
TRAINING ISF	2272	80	100	0	0
EDUCATION CONFERENCE AND SEMINARS	2273	2,362	215	2,277	2,277
PRIVATE VEHICLE MILEAGE	2291	5,336	3,838	6,463	6,463
TRAVEL EXPENSE	2292	1,240	2,221	285	285
TRANSPORTATION EXPENSE	2299	1,297	305	1,347	1,347
SPECIAL DEPT. EXP. - 07	2307H	560	0	0	0
UTILITIES	2311	22,001	24,002	25,414	25,414
SPECIAL DEPT. EXP. - 13	2313H	704	0	0	0
SPECIAL DEPT. EXP. - 14	2314H	14,999	0	0	0
SERVICES AND SUPPLIES CURRENT YEAR AD	2991	5,676	6,840	7,099	7,099
SERVICES AND SUPPLIES CURRENT YEAR AD	2992	(1,466)	(1,810)	(43,539)	(43,539)
TOTAL SERVICES AND SUPPLIES		757,497	904,420	849,544	849,544
TOTAL EXPENDITURES/APPROPRIATIONS		3,978,240	4,294,481	4,669,880	4,669,880
NET COST		40,036	45,449	0	0

THIS PAGE INTENTIONALLY LEFT BLANK

FUND: S120 - MENTAL HEALTH SERVICES ACT
FUNCTION: HEALTH & SANITATION
ACTIVITY: HEALTH

MENTAL HEALTH SERVICES ACT - 3260

BUDGET OVERVIEW

	FINAL BUDGET FY 2015-16	ACTUAL PRIOR YEAR FY 2015-16	REQUESTED BUDGET FY 2016-17	RECOMMENDED BUDGET FY 2016-17	ADOPTED BUDGET FY 2016-17
TOTAL APPROPRIATIONS	61,494,840	56,372,748	69,155,852	69,155,852	69,155,852
TOTAL REVENUES	53,911,157	54,968,026	63,014,756	63,014,756	63,014,756
NET COUNTY COST	7,583,683	1,404,721	6,141,096	6,141,096	6,141,096

AUTH POSITIONS
FTE POSITIONS

BUDGET UNIT DESCRIPTION:

Programs designed to address priority public mental health issues, were conceived and developed through an extensive stakeholder process that has evolved over the past 10 years The MHSA has transformed the public mental health system from a "fail first" model to one that promotes prevention, early intervention and recovery.

BUDGET UNIT: 3260 MENTAL HEALTH SERVICES ACT
FUNCTION: HEALTH & SANITATION
ACTIVITY: HEALTH

DETAIL BY REVENUE CATEGORY AND EXPENDITURE OBJECT		2014-15 FINAL ACTUALS	2015-16 ACTUAL ESTIMATED *	2016-17 RECOMMENDED	2016-17 ADOPTED BY THE BOARD OF SUPERVISORS
1		2	3	4	5
INVESTMENT INCOME	8911	66,630	161,915	56,430	56,430
RENTS AND CONCESSIONS	8931	185,688	176,938	184,188	184,188
TOTAL REVENUE USE OF MONEY AND PROPERTY		252,318	338,853	240,618	240,618
STATE MENTAL HEALTH PUBLIC ASSISTANCE	9112	0	0	0	0
2011 REALIGNMENT SALES TAX MENTAL HEA	9113	3,215,638	2,038,683	2,610,901	2,610,901
STATE OTHER	9252	36,016,136	29,808,249	34,000,000	34,000,000
FEDERAL OTHER	9351	90,518	254,289	251,575	251,575
OTHER GOVERNMENTAL AGENCIES	9371	1,714,995	2,370,701	2,808,784	2,808,784
RDA PASS THROUGH	9372	0	0	0	0
TOTAL INTERGOVERNMENTAL REVENUE		41,037,287	34,471,922	39,671,260	39,671,260
HEALTH FEES	9581	0	19,577	70,254	70,254
HEALTH FEES	9582H	2,410	0	0	0
MENTAL HEALTH SERVICES	9591	0	16,856,715	19,044,549	19,044,549
MENTAL HEALTH/MEDI-CAL	9595H	14,769,003	0	0	0
OTHER INTERFUND REVENUE	9729	980,492	3,102,611	3,731,419	3,731,419
COST ALLOCATION PLAN REVENUE	9731	0	16,430	0	0
TOTAL CHARGES FOR SERVICES		15,751,905	19,995,333	22,846,222	22,846,222
CONTRIBUTIONS AND DONATIONS	9770	46,631	0	0	0
MISCELLANEOUS REVENUE	9790	0	158,183	0	0
TOTAL MISCELLANEOUS REVENUES		46,631	158,183	0	0
INSURANCE RECOVERIES	9851	1,883	3,736	256,656	256,656
TOTAL OTHER FINANCING SOURCES		1,883	3,736	256,656	256,656
TOTAL REVENUE		57,090,025	54,968,026	63,014,756	63,014,756
REGULAR SALARIES	1101	13,254,743	14,407,310	17,757,801	17,757,801
EXTRA HELP	1102	69,214	89,014	0	0
OVERTIME	1105	129,205	138,616	0	0
SUPPLEMENTAL PAYMENTS	1106	586,953	630,737	651,474	651,474
TERMINATIONS	1107	193,462	229,469	146,594	146,594
CALL BACK STAFFING	1108	0	19	0	0
RETIREMENT CONTRIBUTION	1121	2,712,322	3,033,007	3,650,262	3,650,262
OASDI CONTRIBUTION	1122	846,429	915,275	1,135,446	1,135,446
FICA MEDICARE	1123	199,746	218,233	266,377	266,377
SAFE HARBOR	1124	15,047	18,693	18,415	18,415
RETIREE HEALTH PAYMENT 1099	1128	20,956	24,213	27,412	27,412
GROUP INSURANCE	1141	1,640,484	1,737,337	2,045,732	2,045,732
LIFE INSURANCE FOR DEPARTMENT HEADS A	1142	1,128	1,199	1,180	1,180
STATE UNEMPLOYMENT INSURANCE	1143	16,388	17,778	17,945	17,945
MANAGEMENT DISABILITY INSURANCE	1144	16,341	22,396	29,589	29,589
WORKERS' COMPENSATION INSURANCE	1165	371,652	346,124	467,094	467,094
401K PLAN	1171	166,557	171,597	223,032	223,032
SALARY AND EMPLOYEE BENEFITS CURRENT	1991	1,422,258	127,572	0	0
SALARY AND EMPLOYEE BENEFITS CURRENT	1992	(1,657,266)	(127,572)	0	0

BUDGET UNIT: 3260 MENTAL HEALTH SERVICES ACT
FUNCTION: HEALTH & SANITATION
ACTIVITY: HEALTH

DETAIL BY REVENUE CATEGORY AND EXPENDITURE OBJECT		2014-15 FINAL ACTUALS	2015-16 ACTUAL ESTIMATED *	2016-17 RECOMMENDED	2016-17 ADOPTED BY THE BOARD OF SUPERVISORS
1		2	3	4	5
TOTAL SALARIES AND EMPLOYEE BENEFITS		20,005,618	22,001,019	26,438,353	26,438,353
COMMUNICATIONS	2031	0	34,100	28,128	28,128
VOICE DATA ISF	2032	331,271	323,811	204,605	204,605
TELEPHONE CHGS - NON ISF	2032H	42,096	0	0	0
RADIO COMMUNICATIONS ISF	2033	7,092	15,950	14,513	14,513
FOOD	2041	15,438	10,852	15,000	15,000
JANITORIAL SUPPLIES	2054	2,388	6,272	3,950	3,950
JANITORIAL SERVICES NON ISF	2055	23,344	73,942	59,604	59,604
OTHER HOUSEHOLD EXPENSE	2056	0	338	0	0
REFUSE DISPOSAL	2056H	81	0	0	0
HAZARDOUS MATERIAL DISPOSAL	2057	4,155	220	453	453
HOUSEKEEPING GROUNDS ISF CHARGS	2058	1,264	0	0	0
GENERAL INSURANCE ALLOCATION ISF	2071	53,652	79,295	30,934	30,934
INSURANCE	2072	0	125,551	237,837	237,837
MALPRACTICE	2076H	114,320	0	0	0
EQUIPMENT MAINTENANCE	2101	0	928	835	835
OFFICE EQUIP. MAINTENANCE	2102H	1,283	0	0	0
MAINTENANCE SUPPLIES AND PARTS	2104	1,468	597	1,229	1,229
BUILDINGS AND IMPROVEMENTS MAINTENANC	2112	90,424	144,888	201,883	201,883
FACILITIES AND MATERIALS SQ FT ALLOCA	2114	381,580	383,348	488,248	488,248
FACILITIES PROJECTS ISF	2115	0	171,639	0	0
OTHER MAINTENANCE ISF	2116	3,779	3,898	670	670
MEDICAL AND LABORATORY SUPPLIES	2121	51,084	32,484	32,473	32,473
PHARMACEUTICALS	2123	0	49,504	44,084	44,084
IMPROVEMENTS-MAINTENANCE	2123H	1,664	0	0	0
GROUNDS-MAINTENANCE	2124H	62	0	0	0
MEMBERSHIPS AND DUES	2131	20,045	21,582	39,868	39,868
DRUG SUPPLIES	2131H	82,406	0	0	0
IMPROVEMENTS-MAINT SUPPLIES	2137H	1,925	0	0	0
COST ALLOCATION PLAN CHARGES	2158	811,586	577,024	508,686	508,686
MISCELLANEOUS EXPENSE	2159	25,099	1,096	638	638
OFFICE SUPPLIES	2161	93,261	82,192	75,000	75,000
PRINTING AND BINDING NON ISF	2162	12,864	12,741	13,514	13,514
BOOKS AND PUBLICATIONS	2163	9,984	20,788	33,448	33,448
MAIL CENTER ISF	2164	21,838	25,206	30,000	30,000
PURCHASING CHARGES ISF	2165	52,816	47,391	66,995	66,995
GRAPHICS CHARGES ISF	2166	14,313	9,845	18,397	18,397
COPY MACHINE CHGS ISF	2167	51,067	47,473	51,525	51,525
STORES ISF	2168	0	0	0	0
POSTAGE AND SPECIAL DELIVERY	2169	0	654	417	417
MISCELLANEOUS OFFICE EXPENSE	2179	1,249	1,963	1,831	1,831
ATTORNEY SERVICES	2185	0	857	0	0

BUDGET UNIT: 3260 MENTAL HEALTH SERVICES ACT
FUNCTION: HEALTH & SANITATION
ACTIVITY: HEALTH

DETAIL BY REVENUE CATEGORY AND EXPENDITURE OBJECT		2014-15 FINAL ACTUALS	2015-16 ACTUAL ESTIMATED *	2016-17 RECOMMENDED	2016-17 ADOPTED BY THE BOARD OF SUPERVISORS
1		2	3	4	5
LAB SERVICES	2188	37,013	76,784	41,948	41,948
COLLECTION AND BILLING SERVICES	2191	0	0	0	0
TEMPORARY HELP	2192	135,479	150,944	239,352	239,352
MARKETING AND ADVERTISING	2193	0	437	0	0
SOFTWARE MAINTENANCE AGREEMENTS	2194	0	802,380	1,070,037	1,070,037
COMPUTER SERVICES NON ISF	2195H	762,358	0	0	0
PROFESSIONAL MEDICAL SERVICES	2197	3,550,660	5,555,023	7,254,136	7,254,136
OTHER PROFESSIONAL AND SPECIALIZED NO	2199	13,324,045	16,002,059	21,582,603	21,582,603
EMPLOYEE HEALTH SERVICES HCA	2201	0	61,366	0	0
INFORMATION TECHNOLOGY ISF	2202	8,521	83,862	58,689	58,689
COUNTY GEOGRAPHICAL INFORMATION SYSTE	2203	28	0	0	0
ACCOUNTING & AUDIT SERVICES	2203H	2,680	0	0	0
SPECIAL SERVICES ISF	2206	0	4,031	0	0
SOFTWARE RENTAL NON ISF	2236	0	0	0	0
BUILDING LEASES AND RENTALS NONCOUNT	2241	1,655,494	1,129,979	1,205,857	1,205,857
BUILDING LEASES AND RENTALS COUNTY OW	2242	0	509,541	426,895	426,895
STORAGE CHARGES ISF	2244	14,487	0	0	0
STORAGE CHARGES NON ISF	2245	0	6,127	10,005	10,005
BUILDING LEASE NON A87	2246	142,845	182,418	222,560	222,560
COMPUTER EQUIPMENT <5000	2261	173,733	170,889	109,215	109,215
FURNITURE AND FIXTURES <5000	2262	140,308	49,622	160,904	160,904
INSTALLATIONS ELECTRICAL EQUIPMENT IS	2263	0	0	0	0
MINOR EQUIPMENT	2264	2,981	3,875	0	0
TRAINING ISF	2272	700	780	539	539
EDUCATION CONFERENCE AND SEMINARS	2273	15,529	16,889	15,000	15,000
PRIVATE VEHICLE MILEAGE	2291	35,904	33,407	26,854	26,854
TRAVEL EXPENSE	2292	5,738	16,041	5,918	5,918
TRANSPORTATION EXPENSE	2299	15,254	10,822	13,400	13,400
GAS AND DIESEL FUEL ISF	2301	55,860	49,927	57,543	57,543
TRANSPORTATION CHARGES ISF	2302	206,380	183,234	190,471	190,471
SPECIAL DEPT. EXP. - 02	2302H	20,985	0	0	0
MOTORPOOL ISF	2303	0	230	0	0
SPECIAL DEPT. EXP. - 03	2303H	117,811	0	0	0
TRANSPORTATION WORK ORDER	2304	0	49,910	5,358	5,358
SPECIAL DEPT. EXP. - 07	2307H	155,152	0	0	0
SPECIAL DEPT. EXP. - 10	2310H	34,443	0	0	0
UTILITIES	2311	68,198	67,214	70,314	70,314
SPECIAL DEPT. EXP. - 12	2312H	(500)	0	0	0
SPECIAL DEPT. EXP. - 13	2313H	2,244	0	0	0
SPECIAL DEPT. EXP. - 18	2318H	298,305	0	0	0
SPECIAL DEPT. EXP. - 19	2319H	3,373	0	0	0
SERVICES AND SUPPLIES CURRENT YEAR AD	2991	1,124,801	41,351	0	0

BUDGET UNIT: 3260 MENTAL HEALTH SERVICES ACT
FUNCTION: HEALTH & SANITATION
ACTIVITY: HEALTH

DETAIL BY REVENUE CATEGORY AND EXPENDITURE OBJECT		2014-15 FINAL ACTUALS	2015-16 ACTUAL ESTIMATED *	2016-17 RECOMMENDED	2016-17 ADOPTED BY THE BOARD OF SUPERVISORS
1		2	3	4	5
SERVICES AND SUPPLIES CURRENT YEAR AD	2992	0	(41,351)	0	0
TOTAL SERVICES AND SUPPLIES		24,435,705	27,524,218	34,972,363	34,972,363
AID PAYMENTS RECIPIENTS	3111	0	1,800	0	0
AID PAYMENTS RENTS 1099	3113	0	155,515	253,124	253,124
DEPRECIATION EXPENSE	3611	0	0	0	0
INTERFUND EXPENSE ADMINISTRATIVE	3912	2,579,632	6,623,444	7,492,012	7,492,012
TOTAL OTHER CHARGES		2,579,632	6,780,760	7,745,136	7,745,136
2130 N VENTURA ROAD BUILDING	4227	0	9,102	0	0
TOTAL FIXED ASSETS		0	9,102	0	0
TRANSFERS OUT TO OTHER FUNDS	5111	0	57,650	0	0
TOTAL OTHER FINANCING USES		0	57,650	0	0
CONTR-GRANTS FIXED ASSETS	5513H	134,743	0	0	0
TOTAL RESIDUAL EQUITY TRANSFERS		134,743	0	0	0
TOTAL EXPENDITURES/APPROPRIATIONS		47,155,698	56,372,748	69,155,852	69,155,852
NET COST		(9,934,326)	1,404,721	6,141,096	6,141,096

THIS PAGE INTENTIONALLY LEFT BLANK

FUND: G001 - GENERAL FUND
FUNCTION: PUBLIC ASSISTANCE
ACTIVITY: ADMINISTRATION

PROGRAM OPERATIONS DIVISION - 3410

BUDGET OVERVIEW

	FINAL BUDGET FY 2015-16	ACTUAL PRIOR YEAR FY 2015-16	REQUESTED BUDGET FY 2016-17	RECOMMENDED BUDGET FY 2016-17	ADOPTED BUDGET FY 2016-17
TOTAL APPROPRIATIONS	163,178,317	158,739,600	164,066,525	164,066,525	164,066,525
TOTAL REVENUES	146,788,320	142,177,370	148,973,787	148,973,787	148,973,787
NET COUNTY COST	16,389,997	16,562,229	15,092,738	15,092,738	15,092,738
AUTH POSITIONS	0	0	1,447	1,447	1,447
FTE POSITIONS	0	0	1,430.33	1,430.33	1,430.33

BUDGET UNIT DESCRIPTION:

The Human Services Agency's mission is to strengthen families, promote self-sufficiency, and support safety, health, and well-being. The Agency's budget is the consolidation of programs and activities designed to provide necessary social and employment services and assistance to those in need. The Agency seeks to fulfill its mission as it administers a wide range of mandated and non-mandated Federal, State, and County programs in accordance with all applicable regulations.

This budget unit includes the roll-up of costs to administer the programs and services of the Program Operations Budget Unit as follows:

ADMINISTRATION: Provides administrative support to the eligibility, social services, and employment services divisions of the agency and coordinates to maximize Federal, State, and County resources. Includes general administration, fiscal services, human resources, information technology, strategy management, contract and facility management, staff development and hearings/appeals.

ADULT & FAMILY SERVICES: Provides direct services and outreach in collaboration and consultation with internal and external partners that assist vulnerable populations in the County: dependent adults, elderly, disabled children and adults, incapacitated adults, veterans and homeless persons. Mandated services include In-Home Supportive Services; Public Authority; Long-Term Care Medi-Cal; Cash Assistance Program for Immigrants; and the Public Administrator/Public Guardian. Homeless Services, RAIN Transitional Living Center, and the Homeless Management Information System Administration, although not mandated, are a vital part of the County's Ten-Year Strategy to End Homelessness and work to restore individuals and families to their highest level of functioning. Adult Protective Services is a voluntary safety net program that investigates allegations of elder/dependent abuse and neglect and works with community and partner agencies to eliminate or reduce the risk and harm. Veteran Services serves as a local access point for Veterans and their families to access the benefits they rightfully earned due to their service to our country.

CHILDREN & FAMILY SERVICES: Provides protective services to abused and neglected children, licensing of foster homes, and adoption services. Services include emergency response investigations, time-limited family maintenance services, time-limited family reunification services to children in out-of-home care, and permanent placement and adoption services for children in long-term care. Independent Living Program services are offered to youth ages 16-21 who are in out-of-home care after their sixteenth birthday to teach skills necessary for successful emancipation. As of January 1, 2012, Extended Foster Care services are available to emerging adults between the ages of 18 and 21 who meet certain criteria.

COMMUNITY SERVICES: Provides eligibility determination and ongoing case management services for families and individuals for Medi-Cal (Including Medi-Cal eligible CalHEERs clients), CalFresh, CalWORKs, and Workforce Investment Act programs. CalWORKs families, Workforce Investment Act enrollees, and the general public receive individualized, comprehensive work readiness services at Job & Career Centers and Community Service Centers located throughout the County.

BUDGET UNIT: 3410 PROGRAM OPERATIONS DIVISION
FUNCTION: PUBLIC ASSISTANCE
ACTIVITY: ADMINISTRATION

DETAIL BY REVENUE CATEGORY AND EXPENDITURE OBJECT		2014-15 FINAL ACTUALS	2015-16 ACTUAL ESTIMATED *	2016-17 RECOMMENDED	2016-17 ADOPTED BY THE BOARD OF SUPERVISORS
1		2	3	4	5
STATE MOTOR VEHICLE MATCH	9034	1,018,272	0	0	0
STATE PUBLIC ASSISTANCE ADMINISTRATIO	9061	17,985,912	21,280,808	16,950,000	16,950,000
STATE PUBLIC ASSISTANCE PROGRAMS	9071	3,877,451	3,573,514	0	0
2011 REALIGNMENT SALES TAX SOCIAL SER	9072	12,006,700	13,050,000	13,400,000	13,400,000
STATE SOCIAL SERVICES PUBLIC ASSISTAN	9073	3,203,169	0	0	0
STATE HEALTH ADMINISTRATION	9081	17,545,570	12,525,084	20,250,000	20,250,000
STATE VETERANS AFFAIRS	9201	118,537	148,718	100,000	100,000
STATE OTHER	9252	18,460	0	0	0
FEDERAL PUBLIC ASSISTANCE ADMINISTRAT	9261	57,647,487	51,844,172	65,100,000	65,100,000
FEDERAL PUBLIC ASSISTANCE PROGRAMS	9273	1,360,329	1,332,423	0	0
FEDERAL HEALTH ADMINISTRATION	9281	17,545,572	37,594,825	30,850,000	30,850,000
FEDERAL OTHER	9351	0	122,851	223,787	223,787
FEDERAL AID - HUD GRANT	9354H	177,287	0	0	0
TOTAL INTERGOVERNMENTAL REVENUE		132,504,745	141,472,394	146,873,787	146,873,787
ADOPTION FEES	9621	13,400	28,882	0	0
ADOPTION FEES,STEP-PARENT	9626H	24,616	0	0	0
TOTAL CHARGES FOR SERVICES		38,016	28,882	0	0
CONTRIBUTIONS AND DONATIONS	9770	0	1,000	0	0
MISCELLANEOUS REVENUE	9790	485,532	638,432	2,000,000	2,000,000
TOTAL MISCELLANEOUS REVENUES		485,532	639,432	2,000,000	2,000,000
TRANSFERS IN FROM OTHER FUNDS	9831	40,488	36,662	100,000	100,000
TOTAL OTHER FINANCING SOURCES		40,488	36,662	100,000	100,000
TOTAL REVENUE		133,068,781	142,177,370	148,973,787	148,973,787
REGULAR SALARIES	1101	59,869,993	67,917,822	74,610,294	74,610,294
EXTRA HELP	1102	524,413	488,777	754,901	754,901
MANDATORY FURLOUGH	1103	0	0	0	0
OVERTIME	1105	4,665,390	1,570,761	1,400,690	1,400,690
SUPPLEMENTAL PAYMENTS	1106	2,736,238	3,078,699	2,941,576	2,941,576
TERMINATIONS	1107	1,376,269	1,459,027	0	0
CALL BACK STAFFING	1108	189,312	190,414	0	0
RETIREMENT CONTRIBUTION	1121	12,505,507	14,646,954	15,925,695	15,925,695
OASDI CONTRIBUTION	1122	4,113,641	4,412,280	4,768,182	4,768,182
FICA MEDICARE	1123	975,758	1,048,158	1,124,545	1,124,545
SAFE HARBOR	1124	36,913	36,228	0	0
RETIREE HEALTH PAYMENT 1099	1128	134,988	149,905	0	0
GROUP INSURANCE	1141	8,413,320	9,450,173	9,469,054	9,469,054
LIFE INSURANCE FOR DEPARTMENT HEADS A	1142	6,501	7,264	7,712	7,712
STATE UNEMPLOYMENT INSURANCE	1143	75,760	85,290	76,379	76,379
MANAGEMENT DISABILITY INSURANCE	1144	77,896	114,416	128,981	128,981
WORKERS' COMPENSATION INSURANCE	1165	2,045,845	1,950,943	2,007,122	2,007,122
401K PLAN	1171	823,810	949,848	1,055,760	1,055,760
SALARY AND EMPLOYEE BENEFITS CURRENT	1991	1,488,626	0	3,162,035	3,162,035

BUDGET UNIT: 3410 PROGRAM OPERATIONS DIVISION
FUNCTION: PUBLIC ASSISTANCE
ACTIVITY: ADMINISTRATION

DETAIL BY REVENUE CATEGORY AND EXPENDITURE OBJECT		2014-15 FINAL ACTUALS	2015-16 ACTUAL ESTIMATED *	2016-17 RECOMMENDED	2016-17 ADOPTED BY THE BOARD OF SUPERVISORS
1		2	3	4	5
SALARY AND EMPLOYEE BENEFITS CURRENT	1992	(229,477)	(412,036)	0	0
TOTAL SALARIES AND EMPLOYEE BENEFITS		99,830,702	107,144,922	117,432,926	117,432,926
COMMUNICATIONS	2031	0	281,257	182,951	182,951
VOICE DATA ISF	2032	2,013,035	2,220,888	1,910,560	1,910,560
TELEPHONE CHGS - NON ISF	2032H	223,061	0	0	0
RADIO COMMUNICATIONS ISF	2033	89,182	95,555	96,000	96,000
FOOD	2041	5,006	7,949	0	0
HAZARDOUS MATERIAL DISPOSAL	2057	0	0	1,000	1,000
HOUSEKEEPING GROUNDS ISF CHARGS	2058	16,687	4,203	4,015	4,015
GENERAL INSURANCE ALLOCATION ISF	2071	617,310	1,142,066	1,008,346	1,008,346
GENERAL LIABILITY ULTIMATE LOSS EXPEN	2075	0	8,000	0	0
WITNESS AND INTERPRETER EXPENSE	2091	112,002	169,261	30,007	30,007
EQUIPMENT MAINTENANCE	2101	0	2,886	9,258	9,258
OFFICE EQUIP. MAINTENANCE	2102H	3,280	0	0	0
BUILDINGS AND IMPROVEMENTS MAINTENANC	2112	1,506	7,741	200,895	200,895
FACILITIES AND MATERIALS SQ FT ALLOCA	2114	3,357,681	3,494,990	3,435,141	3,435,141
FACILITIES PROJECTS ISF	2115	0	3,140,109	0	0
OTHER MAINTENANCE ISF	2116	3,878,351	381,927	3,600,000	3,600,000
MEDICAL AND LABORATORY SUPPLIES	2121	0	7	0	0
IMPROVEMENTS-MAINTENANCE	2123H	197,937	0	0	0
MEMBERSHIPS AND DUES	2131	121,169	45,800	115,959	115,959
CASH SHORTAGE	2156	0	325	0	0
MISCELLANEOUS EXPENSE	2159	879,566	104,818	68,835	68,835
OFFICE SUPPLIES	2161	936,509	738,655	926,780	926,780
PRINTING AND BINDING NON ISF	2162	301,374	242,229	212,832	212,832
BOOKS AND PUBLICATIONS	2163	23,827	30,135	21,909	21,909
MAIL CENTER ISF	2164	879,864	889,712	978,940	978,940
PURCHASING CHARGES ISF	2165	73,327	73,674	75,884	75,884
GRAPHICS CHARGES ISF	2166	1,171,852	1,291,688	330,000	330,000
COPY MACHINE CHGS ISF	2167	363,310	355,529	358,018	358,018
STORES ISF	2168	134,853	137,432	120,000	120,000
POSTAGE AND SPECIAL DELIVERY	2169	0	375,134	0	0
MISCELLANEOUS OFFICE EXPENSE	2179	19,961	200,806	27,419	27,419
ATTORNEY SERVICES	2185	2,096,967	1,479,220	0	0
TEMPORARY HELP	2192	84,217	199,703	175,866	175,866
MARKETING AND ADVERTISING	2193	4,657	9,840	0	0
COMPUTER SERVICES NON ISF	2195H	911,683	0	0	0
OTHER PROFESSIONAL AND SPECIALIZED NO	2199	349,762	6,026,758	5,647,707	5,647,707
EMPLOYEE HEALTH SERVICES HCA	2201	0	234,660	240,000	240,000
INFORMATION TECHNOLOGY ISF	2202	2,488,027	2,839,901	3,119,385	3,119,385
COUNTY GEOGRAPHICAL INFORMATION SYSTE	2203	6,554	7,005	11,862	11,862
SPECIAL SERVICES ISF	2206	131,009	174,479	79,587	79,587

BUDGET UNIT: 3410 PROGRAM OPERATIONS DIVISION
FUNCTION: PUBLIC ASSISTANCE
ACTIVITY: ADMINISTRATION

DETAIL BY REVENUE CATEGORY AND EXPENDITURE OBJECT		2014-15 FINAL ACTUALS	2015-16 ACTUAL ESTIMATED *	2016-17 RECOMMENDED	2016-17 ADOPTED BY THE BOARD OF SUPERVISORS
1		2	3	4	5
BACKGROUND INVESTIGATION SERVS	2213H	3,249	0	0	0
PUBLICATIONS AND LEGAL NOTICES	2221	0	0	1,000	1,000
RENT AND LEASES EQUIPMENT NONCOUNTY O	2231	16	0	7,500	7,500
BUILDING LEASES AND RENTALS NONCOUNT	2241	2,391,507	3,094,586	3,400,763	3,400,763
BUILDING LEASES AND RENTALS COUNTY OW	2242	0	95,905	0	0
STORAGE CHARGES ISF	2244	201,149	169,640	182,867	182,867
STORAGE CHARGES NON ISF	2245	0	6,761	0	0
COMPUTER EQUIPMENT <5000	2261	679,890	818,384	300,000	300,000
FURNITURE AND FIXTURES <5000	2262	200,602	19,147	264,000	264,000
MINOR EQUIPMENT	2264	130,963	121,871	282,881	282,881
TRAINING ISF	2272	4,840	5,070	74,496	74,496
EDUCATION CONFERENCE AND SEMINARS	2273	46,893	1,996,863	50,865	50,865
PRIVATE VEHICLE MILEAGE	2291	344,506	383,949	275,000	275,000
SMALL TOOLS & INSTRUMENTS	2291H	80,343	0	0	0
TRAVEL EXPENSE	2292	688,793	454,636	372,000	372,000
FREIGHT, EXPRESS, AND OTHER DELIVERY	2293	0	220	0	0
GAS AND DIESEL FUEL NON ISF	2294	0	200	0	0
TRANSPORTATION EXPENSE	2299	423,214	5,041	253,045	253,045
GAS AND DIESEL FUEL ISF	2301	85,447	80,913	90,397	90,397
SPECIAL DEPT. EXP. - 01	2301H	9,770,526	0	0	0
TRANSPORTATION CHARGES ISF	2302	302,730	342,131	356,748	356,748
SPECIAL DEPT. EXP. - 02	2302H	6,077,897	0	0	0
MOTORPOOL ISF	2303	153,572	158,521	174,595	174,595
SPECIAL DEPT. EXP. - 03	2303H	1,028,499	0	0	0
TRANSPORTATION WORK ORDER	2304	0	1,884	0	0
SPECIAL DEPT. EXP. - 04	2304H	307,923	0	0	0
SPECIAL DEPT. EXP. - 05	2305H	38	0	0	0
SPECIAL DEPT. EXP. - 06	2306H	1,097,368	0	0	0
SPECIAL DEPT. EXP. - 08	2308H	199,697	0	0	0
SPECIAL DEPT. EXP. - 09	2309H	79,408	0	0	0
UTILITIES	2311	109,877	95,741	136,286	136,286
SPECIAL DEPT. EXP. - 25	2325H	975	0	0	0
SERVICES AND SUPPLIES CURRENT YEAR AD	2991	41,443	3,731	37,013,685	37,013,685
SERVICES AND SUPPLIES CURRENT YEAR AD	2992	(929,538)	(769,376)	(35,613,685)	(35,613,685)
TOTAL SERVICES AND SUPPLIES		45,015,350	33,500,158	30,611,599	30,611,599
AID PAYMENTS RECIPIENTS	3111	0	1,855,186	15,622,000	15,622,000
AID PAYMENTS RECIPIENTS 1099	3112	0	12,824,483	0	0
AID PAYMENTS RENTS 1099	3113	0	24,942	0	0
TOTAL OTHER CHARGES		0	14,704,611	15,622,000	15,622,000
LEASEHOLD IMPROVEMENTS	4115	0	0	0	0
2900 MADERA ROAD SIMI VALLEY	4230	0	839,540	0	0
2901 NORTH VENTURA ROAD OXNARD	4231	0	2,050,235	0	0

BUDGET UNIT: 3410 PROGRAM OPERATIONS DIVISION
FUNCTION: PUBLIC ASSISTANCE
ACTIVITY: ADMINISTRATION

DETAIL BY REVENUE CATEGORY AND EXPENDITURE OBJECT		2014-15 FINAL ACTUALS	2015-16 ACTUAL ESTIMATED *	2016-17 RECOMMENDED	2016-17 ADOPTED BY THE BOARD OF SUPERVISORS
1		2	3	4	5
EQUIPMENT	4601	0	443,862	300,000	300,000
COMPUTER SOFTWARE	4701	97,150	56,272	100,000	100,000
COMPUTER EQUIPMENT	4862H	100,455	0	0	0
TOTAL FIXED ASSETS		197,605	3,389,909	400,000	400,000
TOTAL EXPENDITURES/APPROPRIATIONS		145,043,657	158,739,600	164,066,525	164,066,525
NET COST		11,974,876	16,562,229	15,092,738	15,092,738

THIS PAGE INTENTIONALLY LEFT BLANK

FUND: G001 - GENERAL FUND
FUNCTION: PUBLIC ASSISTANCE
ACTIVITY: ADMINISTRATION

TRANSITIONAL LIVING CENTER - 3430

BUDGET OVERVIEW

	FINAL BUDGET FY 2015-16	ACTUAL PRIOR YEAR FY 2015-16	REQUESTED BUDGET FY 2016-17	RECOMMENDED BUDGET FY 2016-17	ADOPTED BUDGET FY 2016-17
TOTAL APPROPRIATIONS	2,393,062	2,226,502	2,308,208	2,308,208	2,308,208
TOTAL REVENUES	580,000	533,095	580,000	580,000	580,000
NET COUNTY COST	1,813,062	1,693,406	1,728,208	1,728,208	1,728,208
AUTH POSITIONS	0	0	22	22	22
FTE POSITIONS	0	0	22	22	22

BUDGET UNIT DESCRIPTION:

The Human Services Agency's mission is to strengthen families, promote self-sufficiency, and support safety, health, and well-being. The Agency's budget is the consolidation of programs and activities designed to provide necessary social and employment services and assistance to those in need. The Agency seeks to fulfill its mission as it administers a wide range of mandated and non-mandated Federal, State, and County programs in accordance with all applicable regulations.

The RAIN Transitional Living Center (RAIN TLC) budget unit provides funding for the operation of a homeless transitional living center. Annually up to 150 plus homeless individuals and families throughout the County are provided housing, meals, alcohol and drug treatment, mental health services, counseling, medical care, job club/job training, CalWORKS linkage, transportation, tutoring, and case management.

BUDGET UNIT: 3430 TRANSITIONAL LIVING CENTER
FUNCTION: PUBLIC ASSISTANCE
ACTIVITY: ADMINISTRATION

DETAIL BY REVENUE CATEGORY AND EXPENDITURE OBJECT		2014-15 FINAL ACTUALS	2015-16 ACTUAL ESTIMATED *	2016-17 RECOMMENDED	2016-17 ADOPTED BY THE BOARD OF SUPERVISORS
1		2	3	4	5
STATE PUBLIC ASSISTANCE PROGRAMS	9071	4,507	0	0	0
FEDERAL OTHER	9351	0	378,465	540,000	540,000
FEDERAL AID - HUD GRANT	9354H	427,250	0	0	0
TOTAL INTERGOVERNMENTAL REVENUE		431,757	378,465	540,000	540,000
RECORDING FEES	9561	0	0	5,000	5,000
HEALTH FEES	9581	0	45,879	0	0
HEALTH CARE	9653H	13,464	0	0	0
TOTAL CHARGES FOR SERVICES		13,464	45,879	5,000	5,000
CONTRIBUTIONS AND DONATIONS	9770	38,765	0	10,000	10,000
MISCELLANEOUS REVENUE	9790	55,559	108,751	25,000	25,000
TOTAL MISCELLANEOUS REVENUES		94,325	108,751	35,000	35,000
TRANSFERS IN FROM OTHER FUNDS	9831	1,300	0	0	0
TOTAL OTHER FINANCING SOURCES		1,300	0	0	0
TOTAL REVENUE		540,845	533,095	580,000	580,000
REGULAR SALARIES	1101	883,525	849,896	939,568	939,568
EXTRA HELP	1102	38,350	34,882	20,000	20,000
OVERTIME	1105	44,939	64,188	54,000	54,000
SUPPLEMENTAL PAYMENTS	1106	33,827	36,512	40,259	40,259
TERMINATIONS	1107	15,875	98,555	0	0
RETIREMENT CONTRIBUTION	1121	188,602	191,719	215,357	215,357
OASDI CONTRIBUTION	1122	58,056	62,541	60,735	60,735
FICA MEDICARE	1123	14,145	15,148	14,213	14,213
SAFE HARBOR	1124	3,085	2,698	0	0
GROUP INSURANCE	1141	163,618	152,263	163,068	163,068
LIFE INSURANCE FOR DEPARTMENT HEADS A	1142	135	115	96	96
STATE UNEMPLOYMENT INSURANCE	1143	1,157	1,140	1,007	1,007
MANAGEMENT DISABILITY INSURANCE	1144	1,481	1,982	1,619	1,619
WORKERS' COMPENSATION INSURANCE	1165	31,579	27,520	26,433	26,433
401K PLAN	1171	14,361	13,288	15,064	15,064
SALARY AND EMPLOYEE BENEFITS CURRENT	1991	0	0	20,558	20,558
TOTAL SALARIES AND EMPLOYEE BENEFITS		1,492,735	1,552,448	1,571,977	1,571,977
COMMUNICATIONS	2031	0	537	500	500
VOICE DATA ISF	2032	15,970	21,405	17,942	17,942
TELEPHONE CHGS - NON ISF	2032H	500	0	0	0
RADIO COMMUNICATIONS ISF	2033	0	3,200	4,800	4,800
FOOD	2041	150,479	135,959	175,797	175,797
KITCHEN SUPPLIES	2051	6,137	6,073	5,000	5,000
OTHER HOUSEHOLD EXPENSE	2056	0	1,439	4,000	4,000
REFUSE DISPOSAL	2056H	1,285	0	0	0
HOUSEKEEPING GROUNDS ISF CHARGS	2058	1,302	1,332	0	0
GENERAL INSURANCE ALLOCATION ISF	2071	1,443	7,850	12,302	12,302
EQUIPMENT MAINTENANCE	2101	0	1,285	0	0

BUDGET UNIT: 3430 TRANSITIONAL LIVING CENTER
FUNCTION: PUBLIC ASSISTANCE
ACTIVITY: ADMINISTRATION

DETAIL BY REVENUE CATEGORY AND EXPENDITURE OBJECT		2014-15 FINAL ACTUALS	2015-16 ACTUAL ESTIMATED *	2016-17 RECOMMENDED	2016-17 ADOPTED BY THE BOARD OF SUPERVISORS
1		2	3	4	5
BUILDINGS AND IMPROVEMENTS MAINTENANC	2112	4,308	4,017	5,000	5,000
FACILITIES AND MATERIALS SQ FT ALLOCA	2114	158,208	158,616	160,999	160,999
CASH SHORTAGE	2156	0	469	0	0
MISCELLANEOUS EXPENSE	2159	735	0	2,000	2,000
OFFICE SUPPLIES	2161	7,299	7,502	6,637	6,637
MAIL CENTER ISF	2164	3,836	14	3	3
PURCHASING CHARGES ISF	2165	2,860	2,763	2,846	2,846
COPY MACHINE CHGS ISF	2167	3,055	2,369	3,036	3,036
MISCELLANEOUS OFFICE EXPENSE	2179	0	644	0	0
LAB SERVICES	2188	2,765	2,739	4,000	4,000
TEMPORARY HELP	2192	0	0	42,764	42,764
COMPUTER SERVICES NON ISF	2195H	1,708	0	0	0
OTHER PROFESSIONAL AND SPECIALIZED NO	2199	925	1,733	2,000	2,000
INFORMATION TECHNOLOGY ISF	2202	4,420	4,143	4,356	4,356
SPECIAL SERVICES ISF	2206	203	369	0	0
RENT AND LEASES EQUIPMENT NONCOUNTY O	2231	0	956	0	0
FURNITURE AND FIXTURES <5000	2262	831	0	5,000	5,000
MINOR EQUIPMENT	2264	0	64	2,000	2,000
TRAINING ISF	2272	220	180	1,500	1,500
EDUCATION CONFERENCE AND SEMINARS	2273	0	900	0	0
PRIVATE VEHICLE MILEAGE	2291	427	1,196	500	500
SMALL TOOLS & INSTRUMENTS	2291H	1,285	0	0	0
TRAVEL EXPENSE	2292	2,252	3,935	1,000	1,000
TRANSPORTATION EXPENSE	2299	1,894	0	200	200
GAS AND DIESEL FUEL ISF	2301	22,100	17,702	23,699	23,699
SPECIAL DEPT. EXP. - 01	2301H	1,300	0	0	0
TRANSPORTATION CHARGES ISF	2302	49,558	43,967	40,961	40,961
SPECIAL DEPT. EXP. - 02	2302H	8,938	0	0	0
TRANSPORTATION WORK ORDER	2304	0	1,465	0	0
SPECIAL DEPT. EXP. - 06	2306H	536	0	0	0
UTILITIES	2311	33,471	32,832	40,000	40,000
SERVICES AND SUPPLIES CURRENT YEAR AD	2991	283,991	207,121	161,889	161,889
SERVICES AND SUPPLIES CURRENT YEAR AD	2992	(41,443)	(1,196)	0	0
TOTAL SERVICES AND SUPPLIES		732,795	673,578	730,731	730,731
AID PAYMENTS RECIPIENTS	3111	0	440	5,500	5,500
AID PAYMENTS RECIPIENTS 1099	3112	0	36	0	0
TOTAL OTHER CHARGES		0	475	5,500	5,500
TOTAL EXPENDITURES/APPROPRIATIONS		2,225,531	2,226,502	2,308,208	2,308,208
NET COST		1,684,686	1,693,406	1,728,208	1,728,208

THIS PAGE INTENTIONALLY LEFT BLANK

FUND: G001 - GENERAL FUND
FUNCTION: PUBLIC ASSISTANCE
ACTIVITY: AID PROGRAMS

DIRECT RECIPIENT AID - 3420

BUDGET OVERVIEW

	FINAL BUDGET FY 2015-16	ACTUAL PRIOR YEAR FY 2015-16	REQUESTED BUDGET FY 2016-17	RECOMMENDED BUDGET FY 2016-17	ADOPTED BUDGET FY 2016-17
TOTAL APPROPRIATIONS	82,200,000	75,979,696	82,592,000	82,592,000	82,592,000
TOTAL REVENUES	77,925,000	72,927,194	78,267,000	78,267,000	78,267,000
NET COUNTY COST	4,275,000	3,052,502	4,325,000	4,325,000	4,325,000

AUTH POSITIONS
FTE POSITIONS

BUDGET UNIT DESCRIPTION:

The Human Services Agency's mission is to strengthen families, promote self-sufficiency, and support safety, health, and well-being. The Agency's budget is the consolidation of programs and activities designed to provide necessary social and employment services and assistance to those in need. The Agency seeks to fulfill its mission as it administers a wide range of mandated and non-mandated Federal, State, and County programs in accordance with all applicable regulations.

This budget unit represents the roll-up of the direct recipient aid programs managed by the Human Services Agency. Included are the following State mandated programs: Foster Care, KinGAP, Adoptions, General Relief, CAPI, CalWORKs, and other miscellaneous/small programs.

BUDGET UNIT: 3420 DIRECT RECIPIENT AID
FUNCTION: PUBLIC ASSISTANCE
ACTIVITY: AID PROGRAMS

DETAIL BY REVENUE CATEGORY AND EXPENDITURE OBJECT		2014-15 FINAL ACTUALS	2015-16 ACTUAL ESTIMATED *	2016-17 RECOMMENDED	2016-17 ADOPTED BY THE BOARD OF SUPERVISORS
1		2	3	4	5
STATE MOTOR VEHICLE MATCH	9034	10,247,392	8,574,831	6,000,000	6,000,000
STATE PUBLIC ASSISTANCE ADMINISTRATIO	9061	(1,588,823)	(380,399)	0	0
STATE PUBLIC ASSISTANCE PROGRAMS	9071	0	6,800,580	8,190,000	8,190,000
2011 REALIGNMENT SALES TAX SOCIAL SER	9072	11,310,000	11,650,000	11,650,000	11,650,000
STATE SOCIAL SERVICES PUBLIC ASSISTAN	9073	26,881,619	24,392,906	21,600,000	21,600,000
ST AID-ARRA FED PASS-THROUGH	9255H	183	0	0	0
FEDERAL PUBLIC ASSISTANCE ADMINISTRAT	9261	26,367,527	(304,997)	0	0
FEDERAL PUBLIC ASSISTANCE PROGRAMS	9273	0	21,337,931	29,865,000	29,865,000
FEDERAL AID-ARRA	9357H	0	0	0	0
TOTAL INTERGOVERNMENTAL REVENUE		73,217,898	72,070,853	77,305,000	77,305,000
RECIPIENT REPAY/LOAN-SSI	9752H	118,685	0	0	0
PUBLIC ASSISTANCE REPAYMENTS	9781	315,904	288,306	270,000	270,000
MISCELLANEOUS REVENUE	9790	759,483	568,035	692,000	692,000
TOTAL MISCELLANEOUS REVENUES		1,194,072	856,341	962,000	962,000
TOTAL REVENUE		74,411,970	72,927,194	78,267,000	78,267,000
MAIL CENTER ISF	2164	0	0	0	0
STORES ISF	2168	0	0	0	0
TOTAL SERVICES AND SUPPLIES		0	0	0	0
AID PAYMENTS RECIPIENTS	3111	76,604,590	74,909,970	82,592,000	82,592,000
AID PAYMENTS RECIPIENTS 1099	3112	0	1,066,196	0	0
AID PYMTS. - OTHER	3112H	37,049	0	0	0
AID PAYMENTS RENTS 1099	3113	0	3,530	0	0
TOTAL OTHER CHARGES		76,641,639	75,979,696	82,592,000	82,592,000
TOTAL EXPENDITURES/APPROPRIATIONS		76,641,639	75,979,696	82,592,000	82,592,000
NET COST		2,229,669	3,052,502	4,325,000	4,325,000

FUND: S020 - HOME GRANT
FUNCTION: PUBLIC ASSISTANCE
ACTIVITY: OTHER ASSISTANCE

HUD HOME GRANT PROGRAM - 1210

BUDGET OVERVIEW

	FINAL BUDGET FY 2015-16	ACTUAL PRIOR YEAR FY 2015-16	REQUESTED BUDGET FY 2016-17	RECOMMENDED BUDGET FY 2016-17	ADOPTED BUDGET FY 2016-17
TOTAL APPROPRIATIONS	1,990,995	438,758	650,000	650,000	650,000
TOTAL REVENUES	1,990,995	438,758	650,000	650,000	650,000
NET COUNTY COST	0	0	0	0	0

AUTH POSITIONS
FTE POSITIONS

BUDGET UNIT DESCRIPTION:

BUDGET UNIT: 1210 HUD HOME GRANT PROGRAM
FUNCTION: PUBLIC ASSISTANCE
ACTIVITY: OTHER ASSISTANCE

DETAIL BY REVENUE CATEGORY AND EXPENDITURE OBJECT		2014-15 FINAL ACTUALS	2015-16 ACTUAL ESTIMATED *	2016-17 RECOMMENDED	2016-17 ADOPTED BY THE BOARD OF SUPERVISORS
1		2	3	4	5
INVESTMENT INCOME	8911	212	34	0	0
TOTAL REVENUE USE OF MONEY AND PROPERTY		212	34	0	0
FEDERAL OTHER	9351	0	438,724	650,000	650,000
FEDERAL AID - HUD GRANT	9354H	386,630	0	0	0
TOTAL INTERGOVERNMENTAL REVENUE		386,630	438,724	650,000	650,000
TOTAL REVENUE		386,842	438,758	650,000	650,000
MISCELLANEOUS EXPENSE	2159	212	34	0	0
CONTRIBUTIONS TO NON GOVERNMENTAL AGE	2196	319,633	395,984	500,000	500,000
OTHER PROFESSIONAL AND SPECIALIZED NO	2199	0	0	0	0
SPECIAL DEPT. EXP. - 08	2308H	0	0	0	0
SPECIAL DEPT. EXP. - 09	2309H	0	0	0	0
SPECIAL DEPT. EXP. - 20	2320H	0	0	0	0
SPECIAL DEPT. EXP. - 30	2330H	0	0	0	0
TOTAL SERVICES AND SUPPLIES		319,845	396,018	500,000	500,000
CONTRIBUTIONS TO OUTSIDE AGENCIES	3811	0	0	50,000	50,000
TOTAL OTHER CHARGES		0	0	50,000	50,000
TRANSFERS OUT TO OTHER FUNDS	5111	0	42,740	100,000	100,000
CONTRIB TO OTHER AGENCIES	5111H	66,997	0	0	0
TOTAL OTHER FINANCING USES		66,997	42,740	100,000	100,000
TOTAL EXPENDITURES/APPROPRIATIONS		386,842	438,758	650,000	650,000
NET COST		0	0	0	0

FUND: S030 - DEPARTMENT OF HUD
FUNCTION: PUBLIC ASSISTANCE
ACTIVITY: OTHER ASSISTANCE

HUD COMMUNITY DEVELOPMENT BLOCK GRANT - 1220

BUDGET OVERVIEW

	FINAL BUDGET FY 2015-16	ACTUAL PRIOR YEAR FY 2015-16	REQUESTED BUDGET FY 2016-17	RECOMMENDED BUDGET FY 2016-17	ADOPTED BUDGET FY 2016-17
TOTAL APPROPRIATIONS	3,744,018	1,881,029	2,000,000	2,000,000	2,000,000
TOTAL REVENUES	3,744,018	1,863,529	2,000,000	2,000,000	2,000,000
NET COUNTY COST	0	17,500	0	0	0

AUTH POSITIONS
FTE POSITIONS

BUDGET UNIT DESCRIPTION:

BUDGET UNIT: 1220 HUD COMMUNITY DEVELOPMENT BLOCK GRANT
FUNCTION: PUBLIC ASSISTANCE
ACTIVITY: OTHER ASSISTANCE

DETAIL BY REVENUE CATEGORY AND EXPENDITURE OBJECT		2014-15 FINAL ACTUALS	2015-16 ACTUAL ESTIMATED *	2016-17 RECOMMENDED	2016-17 ADOPTED BY THE BOARD OF SUPERVISORS
1		2	3	4	5
INVESTMENT INCOME	8911	213	250	0	0
TOTAL REVENUE USE OF MONEY AND PROPERTY		213	250	0	0
FEDERAL OTHER	9351	0	1,863,279	2,000,000	2,000,000
FEDERAL AID - HUD GRANT	9354H	2,055,093	0	0	0
TOTAL INTERGOVERNMENTAL REVENUE		2,055,093	1,863,279	2,000,000	2,000,000
TRANSFERS IN FROM OTHER FUNDS	9831	337,468	0	0	0
TOTAL OTHER FINANCING SOURCES		337,468	0	0	0
TOTAL REVENUE		2,392,774	1,863,529	2,000,000	2,000,000
MISCELLANEOUS EXPENSE	2159	383	250	0	0
CONTRIBUTIONS TO NON GOVERNMENTAL AGE	2196	679,379	519,337	950,000	950,000
OTHER PROFESSIONAL AND SPECIALIZED NO	2199	43,075	21,271	50,000	50,000
SPECIAL DEPT. EXP. - 03	2303H	0	0	0	0
SPECIAL DEPT. EXP. - 09	2309H	0	0	0	0
SPECIAL DEPT. EXP. - 10	2310H	0	0	0	0
SPECIAL DEPT. EXP. - 11	2311H	0	0	0	0
SPECIAL DEPT. EXP. - 30	2330H	0	0	0	0
TOTAL SERVICES AND SUPPLIES		722,837	540,858	1,000,000	1,000,000
CONTRIBUTIONS TO OUTSIDE AGENCIES	3811	1,110,828	897,564	650,000	650,000
TOTAL OTHER CHARGES		1,110,828	897,564	650,000	650,000
TRANSFERS OUT TO OTHER FUNDS	5111	0	442,606	350,000	350,000
CONTRIB TO OTHER AGENCIES	5111H	559,279	0	0	0
TOTAL OTHER FINANCING USES		559,279	442,606	350,000	350,000
TOTAL EXPENDITURES/APPROPRIATIONS		2,392,944	1,881,029	2,000,000	2,000,000
NET COST		170	17,500	0	0

FUND: S030 - DEPARTMENT OF HUD
FUNCTION: PUBLIC ASSISTANCE
ACTIVITY: OTHER ASSISTANCE

HUD CONTINUUM OF CARE - 1240

BUDGET OVERVIEW

	FINAL BUDGET FY 2015-16	ACTUAL PRIOR YEAR FY 2015-16	REQUESTED BUDGET FY 2016-17	RECOMMENDED BUDGET FY 2016-17	ADOPTED BUDGET FY 2016-17
TOTAL APPROPRIATIONS	397,386	127,325	260,000	260,000	260,000
TOTAL REVENUES	397,386	127,325	260,000	260,000	260,000
NET COUNTY COST	0	0	0	0	0

AUTH POSITIONS
FTE POSITIONS

BUDGET UNIT DESCRIPTION:

BUDGET UNIT: 1240 HUD CONTINUUM OF CARE
FUNCTION: PUBLIC ASSISTANCE
ACTIVITY: OTHER ASSISTANCE

DETAIL BY REVENUE CATEGORY AND EXPENDITURE OBJECT		2014-15 FINAL ACTUALS	2015-16 ACTUAL ESTIMATED *	2016-17 RECOMMENDED	2016-17 ADOPTED BY THE BOARD OF SUPERVISORS
1		2	3	4	5
FEDERAL OTHER	9351	0	127,325	260,000	260,000
FEDERAL AID - HUD GRANT	9354H	56,012	0	0	0
TOTAL INTERGOVERNMENTAL REVENUE		56,012	127,325	260,000	260,000
TOTAL REVENUE		56,012	127,325	260,000	260,000
MISCELLANEOUS EXPENSE	2159	0	0	0	0
CONTRIBUTIONS TO NON GOVERNMENTAL AGE	2196	53,012	107,916	130,000	130,000
OTHER PROFESSIONAL AND SPECIALIZED NO	2199	3,000	4,478	65,000	65,000
TOTAL SERVICES AND SUPPLIES		56,012	112,395	195,000	195,000
CONTRIBUTIONS TO OUTSIDE AGENCIES	3811	0	0	0	0
TOTAL OTHER CHARGES		0	0	0	0
TRANSFERS OUT TO OTHER FUNDS	5111	0	14,930	65,000	65,000
CONTRIB TO OTHER AGENCIES	5111H	0	0	0	0
TOTAL OTHER FINANCING USES		0	14,930	65,000	65,000
TOTAL EXPENDITURES/APPROPRIATIONS		56,012	127,325	260,000	260,000
NET COST		0	0	0	0

FUND: S110 - WORKFORCE DEVELOPMENT DIVISION
FUNCTION: PUBLIC ASSISTANCE
ACTIVITY: OTHER ASSISTANCE

WORKFORCE DEVELOPMENT DIVISION - 3450

BUDGET OVERVIEW

	FINAL BUDGET FY 2015-16	ACTUAL PRIOR YEAR FY 2015-16	REQUESTED BUDGET FY 2016-17	RECOMMENDED BUDGET FY 2016-17	ADOPTED BUDGET FY 2016-17
TOTAL APPROPRIATIONS	9,181,574	6,890,320	8,428,861	8,428,861	8,428,861
TOTAL REVENUES	8,990,406	6,881,517	8,428,861	8,428,861	8,428,861
NET COUNTY COST	191,168	8,802	0	0	0

AUTH POSITIONS
FTE POSITIONS

BUDGET UNIT DESCRIPTION:

The Human Services Agency's mission is to strengthen families, promote self-sufficiency, and support safety, health, and well-being. The Agency's budget is the consolidation of programs and activities designed to provide necessary social and employment services and assistance to those in need. The Agency seeks to fulfill its mission by administering a wide range of mandated and non-mandated Federal, State, and County programs in accordance with all applicable regulations.

In July 2014, the Workforce Innovation and Opportunity Act (WIOA) replaced the Workforce Investment Act of 1998. It reformed and redefined federal job training programs, adult education, literacy, and vocational rehabilitation. This legislation allows local Workforce Development Boards the authority and flexibility to establish policies and determine budgets that will assist employers in training and developing the local workforce through the mandated One-Stop delivery system.

In Ventura County, the Ventura County Board of Supervisors is the fiscal agent and grant recipient, and the Workforce Development Board of Ventura County (WDB) is responsible for the local administration of WIOA. In accordance with WIOA requirements, the Board of Supervisors (BOS) appoints 19-45 community leaders to the WDB to provide oversight of revenues and service delivery. By law, the WDB consists of a majority of business sector representatives, plus mandated members representing organized labor, economic development, education, government, and community development.

Under the Memorandum of Understanding between the WDB and the Board of Supervisors, the WDB directs the activities of the WDB Executive Director in carrying out the policies and priorities of the WDB. The WDB Executive Director and WDB Administration staff work closely with One-Stop system partners to provide programs and services that are in alignment with workforce development needs in Ventura County.

The One-Stop system in Ventura County is comprised of the collective activities of the American Job Center of California (AJCC) locations (formerly known as Job & Career Centers), AJCC partners, and other program and service providers engaged in WIOA business. The WIOA One-Stop integrated customer-focused-service delivery at the Oxnard and Simi Valley AJCCs is maintained by the Ventura County Human Services Agency - Community Services Department (CSD) and the Employment Development Department consortium.

BUDGET UNIT: 3450 WORKFORCE DEVELOPMENT DIVISION
FUNCTION: PUBLIC ASSISTANCE
ACTIVITY: OTHER ASSISTANCE

DETAIL BY REVENUE CATEGORY AND EXPENDITURE OBJECT		2014-15 FINAL ACTUALS	2015-16 ACTUAL ESTIMATED *	2016-17 RECOMMENDED	2016-17 ADOPTED BY THE BOARD OF SUPERVISORS
1		2	3	4	5
INVESTMENT INCOME	8911	582	820	0	0
TOTAL REVENUE USE OF MONEY AND PROPERTY		582	820	0	0
STATE SB90	9253	2,587	0	0	0
FEDERAL OTHER	9351	7,216,173	6,880,697	8,428,861	8,428,861
TOTAL INTERGOVERNMENTAL REVENUE		7,218,760	6,880,697	8,428,861	8,428,861
COST ALLOCATION PLAN REVENUE	9731	0	0	0	0
TOTAL CHARGES FOR SERVICES		0	0	0	0
TOTAL REVENUE		7,219,342	6,881,517	8,428,861	8,428,861
REGULAR SALARIES	1101	2,140,204	2,138,078	2,553,050	2,553,050
EXTRA HELP	1102	0	150	0	0
OVERTIME	1105	889	481	0	0
SUPPLEMENTAL PAYMENTS	1106	88,345	90,102	101,803	101,803
TERMINATIONS	1107	88,515	91,327	52,000	52,000
RETIREMENT CONTRIBUTION	1121	449,216	448,750	498,158	498,158
OASDI CONTRIBUTION	1122	139,497	138,096	149,685	149,685
FICA MEDICARE	1123	32,649	32,596	35,500	35,500
SAFE HARBOR	1124	0	14	0	0
RETIREE HEALTH PAYMENT 1099	1128	8,527	9,107	0	0
GROUP INSURANCE	1141	243,354	243,706	257,244	257,244
LIFE INSURANCE FOR DEPARTMENT HEADS A	1142	435	450	480	480
STATE UNEMPLOYMENT INSURANCE	1143	2,608	2,605	2,767	2,767
MANAGEMENT DISABILITY INSURANCE	1144	5,614	7,610	8,566	8,566
WORKERS' COMPENSATION INSURANCE	1165	72,875	60,274	71,153	71,153
401K PLAN	1171	35,760	36,460	38,972	38,972
SALARY AND EMPLOYEE BENEFITS CURRENT	1991	57,859	207,878	0	0
SALARY AND EMPLOYEE BENEFITS CURRENT	1992	(78,858)	0	0	0
TOTAL SALARIES AND EMPLOYEE BENEFITS		3,287,489	3,507,683	3,769,378	3,769,378
COMMUNICATIONS	2031	0	4,615	2,000	2,000
VOICE DATA ISF	2032	59,298	67,116	61,184	61,184
TELEPHONE CHGS - NON ISF	2032H	1,839	0	0	0
GENERAL INSURANCE ALLOCATION ISF	2071	9,664	19,822	18,612	18,612
FACILITIES AND MATERIALS SQ FT ALLOCA	2114	104,210	94,438	90,000	90,000
FACILITIES PROJECTS ISF	2115	0	67,366	0	0
MEMBERSHIPS AND DUES	2131	12,320	12,000	22,792	22,792
COST ALLOCATION PLAN CHARGES	2158	6,917	58,697	0	0
OFFICE SUPPLIES	2161	17,788	13,860	22,000	22,000
PRINTING AND BINDING NON ISF	2162	9,661	10,485	1,512	1,512
BOOKS AND PUBLICATIONS	2163	26	19	0	0
MAIL CENTER ISF	2164	3,967	4,306	6,000	6,000
PURCHASING CHARGES ISF	2165	3,665	3,365	1,500	1,500
GRAPHICS CHARGES ISF	2166	0	725	0	0
COPY MACHINE CHGS ISF	2167	20,184	12,231	20,510	20,510

BUDGET UNIT: 3450 WORKFORCE DEVELOPMENT DIVISION
FUNCTION: PUBLIC ASSISTANCE
ACTIVITY: OTHER ASSISTANCE

DETAIL BY REVENUE CATEGORY AND EXPENDITURE OBJECT		2014-15 FINAL ACTUALS	2015-16 ACTUAL ESTIMATED *	2016-17 RECOMMENDED	2016-17 ADOPTED BY THE BOARD OF SUPERVISORS
1		2	3	4	5
STORES ISF	2168	531	194	0	0
MISCELLANEOUS OFFICE EXPENSE	2179	632	2,743	0	0
ATTORNEY SERVICES	2185	8,118	8,955	5,000	5,000
TEMPORARY HELP	2192	11,727	0	0	0
COMPUTER SERVICES NON ISF	2195H	823	0	0	0
OTHER PROFESSIONAL AND SPECIALIZED NO	2199	16,752	983,383	1,606,504	1,606,504
INFORMATION TECHNOLOGY ISF	2202	16,752	17,004	25,000	25,000
SPECIAL SERVICES ISF	2206	80	262	0	0
BUILDING LEASES AND RENTALS NONCOUNT	2241	74,181	84,539	91,496	91,496
BUILDING LEASES AND RENTALS COUNTY OW	2242	0	174	0	0
STORAGE CHARGES ISF	2244	6,923	7,915	2,243	2,243
COMPUTER EQUIPMENT <5000	2261	0	0	0	0
FURNITURE AND FIXTURES <5000	2262	2,655	0	5,000	5,000
MINOR EQUIPMENT	2264	66	0	0	0
TRAINING ISF	2272	120	190	10,000	10,000
EDUCATION CONFERENCE AND SEMINARS	2273	0	12,094	15,600	15,600
PRIVATE VEHICLE MILEAGE	2291	30,178	21,357	23,600	23,600
SMALL TOOLS & INSTRUMENTS	2291H	1,600	0	0	0
TRAVEL EXPENSE	2292	22,586	40,708	25,000	25,000
TRANSPORTATION EXPENSE	2299	38,340	59	10,000	10,000
SPECIAL DEPT. EXP. - 01	2301H	1,693,099	0	0	0
SPECIAL DEPT. EXP. - 02	2302H	4,199	0	0	0
MOTORPOOL ISF	2303	767	608	0	0
SPECIAL DEPT. EXP. - 03	2303H	12,293	0	0	0
SPECIAL DEPT. EXP. - 04	2304H	682,763	0	0	0
SPECIAL DEPT. EXP. - 05	2305H	580,558	0	0	0
SPECIAL DEPT. EXP. - 06	2306H	9,908	0	0	0
SPECIAL DEPT. EXP. - 07	2307H	6,945	0	0	0
SPECIAL DEPT. EXP. - 08	2308H	59,538	0	0	0
SERVICES AND SUPPLIES CURRENT YEAR AD	2991	397,593	327,278	350,000	350,000
SERVICES AND SUPPLIES CURRENT YEAR AD	2992	0	(1,879)	0	0
TOTAL SERVICES AND SUPPLIES		3,929,266	1,874,631	2,415,553	2,415,553
AID PAYMENTS RECIPIENTS	3111	0	249,155	2,000,000	2,000,000
AID PAYMENTS RECIPIENTS 1099	3112	0	1,255,484	243,930	243,930
AID PAYMENTS RENTS 1099	3113	0	3,367	0	0
TOTAL OTHER CHARGES		0	1,508,006	2,243,930	2,243,930
TOTAL EXPENDITURES/APPROPRIATIONS		7,216,755	6,890,320	8,428,861	8,428,861
NET COST		(2,587)	8,802	0	0

THIS PAGE INTENTIONALLY LEFT BLANK

FUND: S800 - IHSS PUBLIC AUTHORITY
FUNCTION: PUBLIC ASSISTANCE
ACTIVITY: OTHER ASSISTANCE

IHSS PUBLIC AUTHORITY - 3460

BUDGET OVERVIEW

	FINAL BUDGET FY 2015-16	ACTUAL PRIOR YEAR FY 2015-16	REQUESTED BUDGET FY 2016-17	RECOMMENDED BUDGET FY 2016-17	ADOPTED BUDGET FY 2016-17
TOTAL APPROPRIATIONS	11,420,894	10,637,766	11,898,696	11,898,696	11,898,696
TOTAL REVENUES	11,420,000	10,637,710	11,898,696	11,898,696	11,898,696
NET COUNTY COST	894	56	0	0	0

AUTH POSITIONS
FTE POSITIONS

BUDGET UNIT DESCRIPTION:

The Human Services Agency's mission is to strengthen families, promote self-sufficiency, and support safety, health, and well-being. The Agency's budget is the consolidation of programs and activities designed to provide necessary social and employment services and assistance to those in need. The Agency seeks to fulfill its mission as it administers a wide range of mandated and non-mandated Federal, State, and County programs in accordance with all applicable regulations.

The In-Home Supportive Services (IHSS) Public Authority, under the aegis of AB 1682, administers a number of services that are designed to improve the availability of providers and quality of services to IHSS recipients.

BUDGET UNIT: 3460 IHSS PUBLIC AUTHORITY
FUNCTION: PUBLIC ASSISTANCE
ACTIVITY: OTHER ASSISTANCE

DETAIL BY REVENUE CATEGORY AND EXPENDITURE OBJECT		2014-15 FINAL ACTUALS	2015-16 ACTUAL ESTIMATED *	2016-17 RECOMMENDED	2016-17 ADOPTED BY THE BOARD OF SUPERVISORS
1		2	3	4	5
INVESTMENT INCOME	8911	4,715	5,944	0	0
TOTAL REVENUE USE OF MONEY AND PROPERTY		4,715	5,944	0	0
STATE PUBLIC ASSISTANCE PROGRAMS	9071	350,722	361,975	280,000	280,000
STATE SOCIAL SERVICES PUBLIC ASSISTAN	9073	1,246,039	6,090,752	6,150,000	6,150,000
FEDERAL PUBLIC ASSISTANCE PROGRAMS	9273	278,000	312,263	618,696	618,696
TOTAL INTERGOVERNMENTAL REVENUE		1,874,761	6,764,990	7,048,696	7,048,696
TRANSFERS IN FROM OTHER FUNDS	9831	2,369,713	2,966,775	3,620,000	3,620,000
TRANSFERS IN VEHICLE LICENSE FEE REAL	9832	5,954,061	900,000	1,230,000	1,230,000
TOTAL OTHER FINANCING SOURCES		8,323,774	3,866,775	4,850,000	4,850,000
TOTAL REVENUE		10,203,250	10,637,710	11,898,696	11,898,696
REGULAR SALARIES	1101	334,171	388,666	585,000	585,000
EXTRA HELP	1102	20,407	0	0	0
OVERTIME	1105	727	822	0	0
SUPPLEMENTAL PAYMENTS	1106	15,426	18,378	19,647	19,647
TERMINATIONS	1107	16,496	16,969	35,000	35,000
CALL BACK STAFFING	1108	172	0	0	0
RETIREMENT CONTRIBUTION	1121	74,018	86,072	102,186	102,186
OASDI CONTRIBUTION	1122	22,200	25,835	30,052	30,052
FICA MEDICARE	1123	5,488	6,042	7,028	7,028
SAFE HARBOR	1124	1,739	0	0	0
GROUP INSURANCE	1141	49,183	54,657	62,604	62,604
LIFE INSURANCE FOR DEPARTMENT HEADS A	1142	45	45	48	48
STATE UNEMPLOYMENT INSURANCE	1143	440	486	494	494
MANAGEMENT DISABILITY INSURANCE	1144	525	711	813	813
WORKERS' COMPENSATION INSURANCE	1165	11,673	11,392	13,650	13,650
401K PLAN	1171	4,138	4,504	4,580	4,580
TOTAL SALARIES AND EMPLOYEE BENEFITS		556,847	614,579	861,102	861,102
COMMUNICATIONS	2031	0	514	0	0
VOICE DATA ISF	2032	9,621	10,761	5,358	5,358
TELEPHONE CHGS - NON ISF	2032H	424	0	0	0
HOUSEKEEPING GROUNDS ISF CHARGS	2058	38	0	0	0
GENERAL INSURANCE ALLOCATION ISF	2071	1,780	3,652	4,527	4,527
FACILITIES AND MATERIALS SQ FT ALLOCA	2114	8,556	9,576	9,109	9,109
OTHER MAINTENANCE ISF	2116	277	0	0	0
MEMBERSHIPS AND DUES	2131	8,940	9,186	0	0
COST ALLOCATION PLAN CHARGES	2158	9,157	7,593	0	0
OFFICE SUPPLIES	2161	5,341	2,633	0	0
PRINTING AND BINDING NON ISF	2162	0	33	0	0
BOOKS AND PUBLICATIONS	2163	33	0	0	0
MAIL CENTER ISF	2164	0	628	0	0
PURCHASING CHARGES ISF	2165	367	697	100	100
GRAPHICS CHARGES ISF	2166	0	1,297	0	0

BUDGET UNIT: 3460 IHSS PUBLIC AUTHORITY
FUNCTION: PUBLIC ASSISTANCE
ACTIVITY: OTHER ASSISTANCE

DETAIL BY REVENUE CATEGORY AND EXPENDITURE OBJECT		2014-15 FINAL ACTUALS	2015-16 ACTUAL ESTIMATED *	2016-17 RECOMMENDED	2016-17 ADOPTED BY THE BOARD OF SUPERVISORS
1		2	3	4	5
STORES ISF	2168	1,272	3,073	0	0
MISCELLANEOUS OFFICE EXPENSE	2179	201	0	0	0
BOARD AND COMMISSION MEMBER COMPENSAT	2181	200	775	0	0
OTHER PROFESSIONAL AND SPECIALIZED NO	2199	450	25	6,500	6,500
INFORMATION TECHNOLOGY ISF	2202	1,817	2,156	0	0
SPECIAL SERVICES ISF	2206	0	40	0	0
COMPUTER EQUIPMENT <5000	2261	6,546	0	0	0
FURNITURE AND FIXTURES <5000	2262	1,642	0	0	0
TRAINING ISF	2272	60	0	0	0
EDUCATION CONFERENCE AND SEMINARS	2273	0	395	0	0
PRIVATE VEHICLE MILEAGE	2291	1,513	1,738	10,000	10,000
TRAVEL EXPENSE	2292	3,885	5,677	0	0
TRANSPORTATION EXPENSE	2299	4,053	0	0	0
MOTORPOOL ISF	2303	876	628	2,000	2,000
SERVICES AND SUPPLIES CURRENT YEAR AD	2991	0	(1,000)	0	0
TOTAL SERVICES AND SUPPLIES		67,050	60,076	37,594	37,594
AID PAYMENTS RECIPIENTS	3111	0	9,963,111	11,000,000	11,000,000
AID PYMTS-HOMEMAKERS SERV	3116H	9,579,353	0	0	0
TOTAL OTHER CHARGES		9,579,353	9,963,111	11,000,000	11,000,000
TOTAL EXPENDITURES/APPROPRIATIONS		10,203,250	10,637,766	11,898,696	11,898,696
NET COST		0	56	0	0

THIS PAGE INTENTIONALLY LEFT BLANK

FUND: S090 - DOMESTIC VIOLENCE PROGRAM
FUNCTION: PUBLIC ASSISTANCE
ACTIVITY: OTHER ASSISTANCE

DOMESTIC VIOLENCE - 3470

BUDGET OVERVIEW

	FINAL BUDGET FY 2015-16	ACTUAL PRIOR YEAR FY 2015-16	REQUESTED BUDGET FY 2016-17	RECOMMENDED BUDGET FY 2016-17	ADOPTED BUDGET FY 2016-17
TOTAL APPROPRIATIONS	222,277	161,182	203,000	203,000	203,000
TOTAL REVENUES	203,000	181,516	203,000	203,000	203,000
NET COUNTY COST	19,277	(20,334)	0	0	0

AUTH POSITIONS
FTE POSITIONS

BUDGET UNIT DESCRIPTION:

The Human Services Agency's mission is to strengthen families, promote self-sufficiency, and support safety, health, and well-being. The Agency's budget is the consolidation of programs and activities designed to provide necessary social and employment services and assistance to those in need. The Agency seeks to fulfill its mission as it administers a wide range of mandated and non-mandated Federal, State, and County programs in accordance with all applicable regulations.

State legislation enacted in 1980 and revised in 1993 requires counties to collect a \$22.08 fee on each marriage license to provide funding for Domestic Violence Programs for victims and their children.

BUDGET UNIT: 3470 DOMESTIC VIOLENCE
FUNCTION: PUBLIC ASSISTANCE
ACTIVITY: OTHER ASSISTANCE

DETAIL BY REVENUE CATEGORY AND EXPENDITURE OBJECT		2014-15 FINAL ACTUALS	2015-16 ACTUAL ESTIMATED *	2016-17 RECOMMENDED	2016-17 ADOPTED BY THE BOARD OF SUPERVISORS
1		2	3	4	5
OTHER LICENSES AND PERMITS	8799	116,141	116,340	151,000	151,000
TOTAL LICENSES PERMITS AND FRANCHISES		116,141	116,340	151,000	151,000
OTHER COURT FINES	8821	59,555	64,379	52,000	52,000
TOTAL FINES FORFEITURES AND PENALTIES		59,555	64,379	52,000	52,000
INVESTMENT INCOME	8911	376	797	0	0
TOTAL REVENUE USE OF MONEY AND PROPERTY		376	797	0	0
TOTAL REVENUE		176,072	181,516	203,000	203,000
COST ALLOCATION PLAN CHARGES	2158	2,507	5,689	3,000	3,000
PURCHASING CHARGES ISF	2165	1,839	0	0	0
OTHER PROFESSIONAL AND SPECIALIZED NO	2199	146,529	160,511	200,000	200,000
TOTAL SERVICES AND SUPPLIES		150,875	166,200	203,000	203,000
AID PAYMENTS RECIPIENTS 1099	3112	0	(5,018)	0	0
TOTAL OTHER CHARGES		0	(5,018)	0	0
TOTAL EXPENDITURES/APPROPRIATIONS		150,875	161,182	203,000	203,000
NET COST		(25,196)	(20,334)	0	0

FUND: G001 - GENERAL FUND
FUNCTION: PUBLIC ASSISTANCE
ACTIVITY: OTHER ASSISTANCE

AREA AGENCY ON AGING - 3500

BUDGET OVERVIEW

	FINAL BUDGET FY 2015-16	ACTUAL PRIOR YEAR FY 2015-16	REQUESTED BUDGET FY 2016-17	RECOMMENDED BUDGET FY 2016-17	ADOPTED BUDGET FY 2016-17
TOTAL APPROPRIATIONS	5,510,162	5,443,150	5,034,386	5,034,386	5,034,386
TOTAL REVENUES	4,453,218	4,219,938	4,185,054	4,185,054	4,185,054
NET COUNTY COST	1,056,944	1,223,212	849,332	849,332	849,332
AUTH POSITIONS	0	0	30	30	30
FTE POSITIONS	0	0	26.5	26.5	26.5

BUDGET UNIT DESCRIPTION:

The Ventura County Area Agency on Aging is organized into budget units based on program structure as mandated by the Older Americans Act and Older Californians Act to provide a comprehensive set of support services for older adults, adults with disabilities and their caregivers.

BUDGET UNIT: 3500 AREA AGENCY ON AGING
FUNCTION: PUBLIC ASSISTANCE
ACTIVITY: OTHER ASSISTANCE

DETAIL BY REVENUE CATEGORY AND EXPENDITURE OBJECT		2014-15 FINAL ACTUALS	2015-16 ACTUAL ESTIMATED *	2016-17 RECOMMENDED	2016-17 ADOPTED BY THE BOARD OF SUPERVISORS
1		2	3	4	5
STATE PUBLIC ASSISTANCE PROGRAMS	9071	0	434,983	406,838	406,838
STATE AID FOR AGED	9071H	370,969	0	0	0
STATE SB90	9253	3,040	0	0	0
FEDERAL AGED	9271	3,012,777	3,199,200	3,135,206	3,135,206
FEDERAL PUBLIC ASSISTANCE PROGRAMS	9273	375,782	264,108	316,939	316,939
FED AID - OTHER MED ADMIN	9282H	277,553	0	0	0
FEDERAL OTHER	9351	144,070	220,397	190,152	190,152
OTHER GOVERNMENTAL AGENCIES	9371	0	98,500	77,500	77,500
TOTAL INTERGOVERNMENTAL REVENUE		4,184,190	4,217,188	4,126,635	4,126,635
MISCELLANEOUS PRIOR YEAR REVENUE	9741	0	(6,986)	0	0
CONTRIBUTIONS AND DONATIONS	9770	0	22,063	24,300	24,300
CASH OVERAGE	9789	1	0	0	0
MISCELLANEOUS REVENUE	9790	61,808	(12,327)	34,119	34,119
TOTAL MISCELLANEOUS REVENUES		61,809	2,750	58,419	58,419
TOTAL REVENUE		4,246,000	4,219,938	4,185,054	4,185,054
REGULAR SALARIES	1101	1,325,556	1,345,407	1,383,964	1,383,964
EXTRA HELP	1102	189,251	185,682	15,000	15,000
OVERTIME	1105	7,787	8,230	0	0
SUPPLEMENTAL PAYMENTS	1106	53,735	53,482	51,877	51,877
TERMINATIONS	1107	33,843	51,655	0	0
RETIREMENT CONTRIBUTION	1121	263,050	269,359	256,587	256,587
OASDI CONTRIBUTION	1122	80,979	81,089	87,690	87,690
FICA MEDICARE	1123	22,772	23,300	20,820	20,820
SAFE HARBOR	1124	20,128	23,631	2,841	2,841
RETIREE HEALTH PAYMENT 1099	1128	8,527	9,107	0	0
GROUP INSURANCE	1141	168,162	168,044	150,596	150,596
LIFE INSURANCE FOR DEPARTMENT HEADS A	1142	264	273	288	288
STATE UNEMPLOYMENT INSURANCE	1143	1,845	1,872	1,435	1,435
MANAGEMENT DISABILITY INSURANCE	1144	3,064	4,239	8,120	8,120
WORKERS' COMPENSATION INSURANCE	1165	67,879	57,884	27,065	27,065
401K PLAN	1171	21,709	21,582	22,811	22,811
SALARY AND EMPLOYEE BENEFITS CURRENT	1991	0	0	0	0
SALARY AND EMPLOYEE BENEFITS CURRENT	1992	0	0	0	0
TOTAL SALARIES AND EMPLOYEE BENEFITS		2,268,552	2,304,836	2,029,094	2,029,094
COMMUNICATIONS	2031	0	2,156	8,000	8,000
VOICE DATA ISF	2032	43,832	44,102	39,941	39,941
TELEPHONE CHGS - NON ISF	2032H	7,992	0	0	0
FOOD	2041	3,900	54,333	2,650	2,650
GENERAL INSURANCE ALLOCATION ISF	2071	8,664	19,056	16,954	16,954
FACILITIES AND MATERIALS SQ FT ALLOCA	2114	146,244	155,396	166,037	166,037
FACILITIES PROJECTS ISF	2115	0	2,193	0	0
OTHER MAINTENANCE ISF	2116	6,263	5,591	650	650

BUDGET UNIT: 3500 AREA AGENCY ON AGING
FUNCTION: PUBLIC ASSISTANCE
ACTIVITY: OTHER ASSISTANCE

DETAIL BY REVENUE CATEGORY AND EXPENDITURE OBJECT		2014-15 FINAL ACTUALS	2015-16 ACTUAL ESTIMATED *	2016-17 RECOMMENDED	2016-17 ADOPTED BY THE BOARD OF SUPERVISORS
1		2	3	4	5
MEMBERSHIPS AND DUES	2131	8,628	151,788	11,400	11,400
MISCELLANEOUS EXPENSE	2159	0	(3)	0	0
OFFICE SUPPLIES	2161	16,481	5,665	14,500	14,500
PRINTING AND BINDING NON ISF	2162	0	0	0	0
BOOKS AND PUBLICATIONS	2163	175	881	500	500
MAIL CENTER ISF	2164	10,621	9,754	11,547	11,547
PURCHASING CHARGES ISF	2165	8,671	4,228	4,355	4,355
GRAPHICS CHARGES ISF	2166	23,267	39,902	31,598	31,598
COPY MACHINE CHGS ISF	2167	11,479	11,256	11,409	11,409
STORES ISF	2168	196	119	0	0
MISCELLANEOUS OFFICE EXPENSE	2179	48,078	8,051	387	387
TEMPORARY HELP	2192	0	0	0	0
MARKETING AND ADVERTISING	2193	3,403	22,837	3,037	3,037
COMPUTER SERVICES NON ISF	2195H	24,485	0	0	0
OTHER PROFESSIONAL AND SPECIALIZED NO	2199	158,858	2,449,239	2,528,129	2,528,129
EMPLOYEE HEALTH SERVICES HCA	2201	0	0	1,000	1,000
INFORMATION TECHNOLOGY ISF	2202	68,366	70,708	67,906	67,906
COUNTY GEOGRAPHICAL INFORMATION SYSTE	2203	500	618	815	815
PUBLIC WORKS ISF CHARGES	2205	0	0	0	0
SPECIAL SERVICES ISF	2206	1,569	1,358	666	666
PUBLICATIONS AND LEGAL NOTICES	2221	8,318	1,724	2,500	2,500
SOFTWARE RENTAL NON ISF	2236	0	2,345	27,000	27,000
STORAGE CHARGES ISF	2244	1,251	1,403	1,536	1,536
COMPUTER EQUIPMENT <5000	2261	0	4,378	2,371	2,371
FURNITURE AND FIXTURES <5000	2262	425	0	750	750
INSTALLATIONS ELECTRICAL EQUIPMENT IS	2263	2,272	0	0	0
MINOR EQUIPMENT	2264	0	0	0	0
TRAINING ISF	2272	160	150	0	0
EDUCATION CONFERENCE AND SEMINARS	2273	0	4,896	1,000	1,000
PRIVATE VEHICLE MILEAGE	2291	15,551	10,453	9,980	9,980
TRAVEL EXPENSE	2292	22,006	14,685	18,000	18,000
TRANSPORTATION EXPENSE	2299	9,325	5,235	231	231
GAS AND DIESEL FUEL ISF	2301	1,294	1,992	1,374	1,374
SPECIAL DEPT. EXP. - 01	2301H	820	0	0	0
TRANSPORTATION CHARGES ISF	2302	5,268	13,266	6,377	6,377
SPECIAL DEPT. EXP. - 02	2302H	125,785	0	0	0
MOTORPOOL ISF	2303	10,912	18,558	12,692	12,692
SPECIAL DEPT. EXP. - 03	2303H	0	0	0	0
SPECIAL DEPT. EXP. - 04	2304H	2,500	0	0	0
SPECIAL DEPT. EXP. - 06	2306H	149,870	0	0	0
SPECIAL DEPT. EXP. - 07	2307H	2,399	0	0	0
SPECIAL DEPT. EXP. - 09	2309H	117,806	0	0	0

BUDGET UNIT: 3500 AREA AGENCY ON AGING
FUNCTION: PUBLIC ASSISTANCE
ACTIVITY: OTHER ASSISTANCE

DETAIL BY REVENUE CATEGORY AND EXPENDITURE OBJECT		2014-15 FINAL ACTUALS	2015-16 ACTUAL ESTIMATED *	2016-17 RECOMMENDED	2016-17 ADOPTED BY THE BOARD OF SUPERVISORS
1		2	3	4	5
SPECIAL DEPT. EXP. - 11	2311H	486,509	0	0	0
SPECIAL DEPT. EXP. - 17	2317H	131,910	0	0	0
SPECIAL DEPT. EXP. - 18	2318H	302,778	0	0	0
SPECIAL DEPT. EXP. - 19	2319H	293,386	0	0	0
SPECIAL DEPT. EXP. - 20	2320H	634,317	0	0	0
SPECIAL DEPT. EXP. - 21	2321H	155,911	0	0	0
TOTAL SERVICES AND SUPPLIES		3,082,446	3,138,314	3,005,292	3,005,292
TOTAL EXPENDITURES/APPROPRIATIONS		5,350,998	5,443,150	5,034,386	5,034,386
NET COST		1,104,998	1,223,212	849,332	849,332

FUND: G001 - GENERAL FUND
FUNCTION: EDUCATION
ACTIVITY: LIBRARY SERVICES

VENTURA COUNTY LIBRARY ADMINISTRATION - 3600

BUDGET OVERVIEW

	FINAL BUDGET FY 2015-16	ACTUAL PRIOR YEAR FY 2015-16	REQUESTED BUDGET FY 2016-17	RECOMMENDED BUDGET FY 2016-17	ADOPTED BUDGET FY 2016-17
TOTAL APPROPRIATIONS	277,100	262,419	253,752	246,065	246,065
TOTAL REVENUES	0	0	0	0	0
NET COUNTY COST	277,100	262,419	253,752	246,065	246,065
AUTH POSITIONS	0	0	1	1	1
FTE POSITIONS	0	0	1	1	1

BUDGET UNIT DESCRIPTION:

The Ventura County Library Director's salary and employee benefits are appropriated in this General Fund budget unit to comply with Section 19147 of the Education Code, which requires the Director to be paid from the same fund as other County officials.

BUDGET UNIT: 3600 VENTURA COUNTY LIBRARY ADMINISTRATION
FUNCTION: EDUCATION
ACTIVITY: LIBRARY SERVICES

DETAIL BY REVENUE CATEGORY AND EXPENDITURE OBJECT		2014-15 FINAL ACTUALS	2015-16 ACTUAL ESTIMATED *	2016-17 RECOMMENDED	2016-17 ADOPTED BY THE BOARD OF SUPERVISORS
1		2	3	4	5
REGULAR SALARIES	1101	163,871	169,229	168,901	168,901
EXTRA HELP	1102	0	0	0	0
TERMINATIONS	1107	23,130	21,536	0	0
RETIREMENT CONTRIBUTION	1121	34,419	33,395	35,594	35,594
OASDI CONTRIBUTION	1122	8,063	7,847	7,348	7,348
FICA MEDICARE	1123	2,780	2,850	2,702	2,702
SAFE HARBOR	1124	0	0	0	0
RETIREE HEALTH PAYMENT 1099	1128	0	0	0	0
GROUP INSURANCE	1141	7,606	7,766	7,743	7,743
LIFE INSURANCE FOR DEPARTMENT HEADS A	1142	45	45	48	48
STATE UNEMPLOYMENT INSURANCE	1143	196	204	180	180
MANAGEMENT DISABILITY INSURANCE	1144	840	1,073	1,500	1,500
WORKERS' COMPENSATION INSURANCE	1165	7,707	2,510	1,800	1,800
401K PLAN	1171	3,537	4,449	5,498	5,498
TOTAL SALARIES AND EMPLOYEE BENEFITS		252,194	250,903	231,314	231,314
VOICE DATA ISF	2032	313	232	192	192
GENERAL INSURANCE ALLOCATION ISF	2071	0	0	503	503
MEMBERSHIPS AND DUES	2131	1,075	802	2,175	2,175
MAIL CENTER ISF	2164	0	7	0	0
GRAPHICS CHARGES ISF	2166	0	98	0	0
INFORMATION TECHNOLOGY ISF	2202	62	0	0	0
COUNTY GEOGRAPHICAL INFORMATION SYSTE	2203	458	500	815	815
PRIVATE VEHICLE MILEAGE	2291	0	0	0	0
TRAVEL EXPENSE	2292	1,316	2,754	3,500	3,500
GAS AND DIESEL FUEL ISF	2301	1,115	824	1,170	1,170
TRANSPORTATION CHARGES ISF	2302	6,183	6,300	6,396	6,396
TOTAL SERVICES AND SUPPLIES		10,522	11,516	14,751	14,751
TOTAL EXPENDITURES/APPROPRIATIONS		262,716	262,419	246,065	246,065
NET COST		262,716	262,419	246,065	246,065

FUND: S060 - VENTURA COUNTY LIBRARY
FUNCTION: EDUCATION
ACTIVITY: LIBRARY SERVICES

VENTURA COUNTY LIBRARY - 3610

BUDGET OVERVIEW

	FINAL BUDGET FY 2015-16	ACTUAL PRIOR YEAR FY 2015-16	REQUESTED BUDGET FY 2016-17	RECOMMENDED BUDGET FY 2016-17	ADOPTED BUDGET FY 2016-17
TOTAL APPROPRIATIONS	9,218,412	8,354,857	8,664,710	8,664,710	8,864,710
TOTAL REVENUES	8,591,606	7,682,879	8,153,696	8,153,696	8,353,696
NET COUNTY COST	626,806	671,978	511,014	511,014	511,014

AUTH POSITIONS
FTE POSITIONS

BUDGET UNIT DESCRIPTION:

The Ventura County Library provides public library service to the cities of Fillmore, Ojai, Port Hueneme, and Ventura and the unincorporated areas. The agency mission is to be the community's information center, where people can connect and explore a universe of knowledge and ideas offering diverse viewpoints. Library facilities are currently located in El Rio, Fillmore, Meiners Oaks, Oak Park, Oak View, Ojai, Piru, Port Hueneme, Saticoy and Ventura (Avenue and Foster).

BUDGET UNIT: 3610 VENTURA COUNTY LIBRARY
FUNCTION: EDUCATION
ACTIVITY: LIBRARY SERVICES

DETAIL BY REVENUE CATEGORY AND EXPENDITURE OBJECT		2014-15 FINAL ACTUALS	2015-16 ACTUAL ESTIMATED *	2016-17 RECOMMENDED	2016-17 ADOPTED BY THE BOARD OF SUPERVISORS
1		2	3	4	5
PROPERTY TAXES CURRENT SECURED	8511	5,141,042	5,346,335	5,241,258	5,241,258
PROPERTY TAXES CURRENT UNSECURED	8521	173,968	168,594	160,000	160,000
PROPERTY TAXES PRIOR SECURED	8531	(512)	1,121	0	0
PROPERTY TAXES PRIOR UNSECURED	8541	5,166	6,411	0	0
SUPPLEMENTAL PROPERTY TAXES CURRENT	8551	115,724	83,727	50,000	50,000
SUPPLEMENTAL PROPERTY TAXES PRIOR	8561	(775)	3,926	(1,000)	(1,000)
RESIDUAL PROPERTY TAXES	8571	0	129,226	120,000	120,000
PASSTHROUGH PROPERTY TAXES	8581	0	34,666	35,000	35,000
TOTAL TAXES		5,434,613	5,774,006	5,605,258	5,605,258
PENALTIES AND COSTS ON DELINQUENT TAX	8841	1,602	1,404	1,500	1,500
TOTAL FINES FORFEITURES AND PENALTIES		1,602	1,404	1,500	1,500
INVESTMENT INCOME	8911	13,889	18,292	5,500	5,500
RENTS AND CONCESSIONS	8931	166,452	136,452	136,452	136,452
TOTAL REVENUE USE OF MONEY AND PROPERTY		180,341	154,744	141,952	141,952
STATE HOMEOWNERS PROPERTY TAX RELIEF	9211	41,801	45,227	42,000	42,000
IN-LIEU TAXES OTHER	9251	(1)	22	0	0
STATE OTHER	9252	57,725	106,188	185,513	185,513
FEDERAL IN-LIEU TAXES	9341	1,476	0	0	0
FEDERAL OTHER	9351	0	84,000	80,000	80,000
FEDERAL AID - HUD GRANT	9354H	84,000	0	0	0
OTHER IN-LIEU REVENUES	9361	294	215	0	0
OTHER GOVERNMENTAL AGENCIES	9371	266,755	203,536	183,271	183,271
RDA PASS THROUGH	9372	140,885	0	0	0
TOTAL INTERGOVERNMENTAL REVENUE		592,935	439,189	490,784	490,784
ASSESSMENT AND TAX COLLECTION FEES	9411	0	0	0	0
SPECIAL ASSESSMENTS	9421	35,664	34,531	35,000	35,000
LIBRARY SERVICES	9681	97,716	102,020	100,000	100,000
OTHER INTERFUND REVENUE ISF	9728	0	0	69,216	69,216
COST ALLOCATION PLAN REVENUE	9731	282,575	73,824	0	0
TOTAL CHARGES FOR SERVICES		415,955	210,375	204,216	204,216
CONTRIBUTIONS AND DONATIONS	9770	351,911	503,156	1,105,986	1,105,986
CASH OVERAGE	9789	103	5	0	0
TOTAL MISCELLANEOUS REVENUES		352,014	503,161	1,105,986	1,105,986
TRANSFERS IN FROM OTHER FUNDS	9831	602,573	600,000	604,000	804,000
TOTAL OTHER FINANCING SOURCES		602,573	600,000	604,000	804,000
TOTAL REVENUE		7,580,033	7,682,879	8,153,696	8,353,696
REGULAR SALARIES	1101	2,801,872	2,987,807	2,930,584	2,930,584
EXTRA HELP	1102	202,838	201,506	175,997	175,997
OVERTIME	1105	4,160	2,323	0	0
SUPPLEMENTAL PAYMENTS	1106	100,837	108,451	112,931	112,931
TERMINATIONS	1107	91,476	94,609	85,765	85,765
RETIREMENT CONTRIBUTION	1121	542,184	590,146	649,160	649,160

BUDGET UNIT: 3610 VENTURA COUNTY LIBRARY
FUNCTION: EDUCATION
ACTIVITY: LIBRARY SERVICES

DETAIL BY REVENUE CATEGORY AND EXPENDITURE OBJECT		2014-15 FINAL ACTUALS	2015-16 ACTUAL ESTIMATED *	2016-17 RECOMMENDED	2016-17 ADOPTED BY THE BOARD OF SUPERVISORS
1		2	3	4	5
OASDI CONTRIBUTION	1122	161,312	169,913	189,915	189,915
FICA MEDICARE	1123	44,424	46,905	52,494	52,494
SAFE HARBOR	1124	38,139	46,318	54,826	54,826
RETIREE HEALTH PAYMENT 1099	1128	22,791	27,319	8,683	8,683
GROUP INSURANCE	1141	426,408	430,984	431,324	431,324
LIFE INSURANCE FOR DEPARTMENT HEADS A	1142	331	305	360	360
STATE UNEMPLOYMENT INSURANCE	1143	3,565	3,781	3,621	3,621
MANAGEMENT DISABILITY INSURANCE	1144	3,382	4,294	5,664	5,664
WORKERS' COMPENSATION INSURANCE	1165	93,678	54,305	47,893	47,893
401K PLAN	1171	31,229	33,283	40,415	40,415
TOTAL SALARIES AND EMPLOYEE BENEFITS		4,568,628	4,802,250	4,789,632	4,789,632
COMMUNICATIONS	2031	0	91,453	196,112	196,112
VOICE DATA ISF	2032	237,083	237,666	138,081	138,081
TELEPHONE CHGS - NON ISF	2032H	(8,629)	0	0	0
JANITORIAL SUPPLIES	2054	0	0	0	0
JANITORIAL SERVICES NON ISF	2055	126,167	137,353	139,619	139,619
OTHER HOUSEHOLD EXPENSE	2056	0	5,077	0	0
REFUSE DISPOSAL	2056H	14,130	0	0	0
HOUSEKEEPING GROUNDS ISF CHARGS	2058	2,756	227	0	0
GENERAL INSURANCE ALLOCATION ISF	2071	58,060	107,616	69,841	69,841
EQUIPMENT MAINTENANCE CONTRACTS	2102	0	12,304	12,675	12,675
OFFICE EQUIP. MAINTENANCE	2102H	11,604	0	0	0
BUILDINGS AND IMPROVEMENTS MAINTENANC	2112	177,239	76,043	40,317	40,317
FACILITIES AND MATERIALS SQ FT ALLOCA	2114	165,454	196,046	0	0
FACILITIES PROJECTS ISF	2115	0	266,194	0	0
OTHER MAINTENANCE ISF	2116	46,070	25,203	0	0
BUILDING EQUIP. MAINTENAN	2122H	523	0	0	0
GROUND-MAINTENANCE	2124H	26,970	0	0	0
MEMBERSHIPS AND DUES	2131	11,659	2,329	11,075	11,075
CASH SHORTAGE	2156	111	0	0	0
COST ALLOCATION PLAN CHARGES	2158	244,810	238,653	457,756	457,756
MISCELLANEOUS EXPENSE	2159	655	2,247	0	0
OFFICE SUPPLIES	2161	53,879	76,009	40,900	40,900
PRINTING AND BINDING NON ISF	2162	932	0	0	0
BOOKS AND PUBLICATIONS	2163	6,583	10,215	500	500
MAIL CENTER ISF	2164	22,857	17,372	23,689	23,689
PURCHASING CHARGES ISF	2165	26,024	21,087	21,718	21,718
GRAPHICS CHARGES ISF	2166	12,924	11,727	0	0
COPY MACHINE CHGS ISF	2167	4,670	4,161	4,641	4,641
STORES ISF	2168	766	135	0	0
POSTAGE AND SPECIAL DELIVERY	2169	0	5,960	0	0
MISCELLANEOUS OFFICE EXPENSE	2179	4,281	2,217	0	0

BUDGET UNIT: 3610 VENTURA COUNTY LIBRARY
FUNCTION: EDUCATION
ACTIVITY: LIBRARY SERVICES

DETAIL BY REVENUE CATEGORY AND EXPENDITURE OBJECT		2014-15 FINAL ACTUALS	2015-16 ACTUAL ESTIMATED *	2016-17 RECOMMENDED	2016-17 ADOPTED BY THE BOARD OF SUPERVISORS
1		2	3	4	5
MARKETING AND ADVERTISING	2193	1,021	0	0	0
COMPUTER SERVICES NON ISF	2195H	136,098	0	0	0
OTHER PROFESSIONAL AND SPECIALIZED NO	2199	177,903	302,991	276,355	276,355
EMPLOYEE HEALTH SERVICES HCA	2201	0	4,129	6,000	6,000
INFORMATION TECHNOLOGY ISF	2202	71,552	68,418	67,444	67,444
COUNTY GEOGRAPHICAL INFORMATION SYSTE	2203	42	0	0	0
PUBLIC WORKS ISF CHARGES	2205	0	30,363	0	0
SPECIAL SERVICES ISF	2206	14,995	18,208	2,364	2,364
RENT AND LEASES EQUIPMENT NONCOUNTY O	2231	1,452	1,427	0	0
BUILDING LEASES AND RENTALS NONCOUNT	2241	156,253	204,155	206,049	206,049
COMPUTER EQUIPMENT <5000	2261	99,500	80,182	204,500	204,500
FURNITURE AND FIXTURES <5000	2262	7,343	141,623	95,000	95,000
INSTALLATIONS ELECTRICAL EQUIPMENT IS	2263	0	290	0	0
MINOR EQUIPMENT	2264	53,375	34,674	0	0
LIBRARY BOOKS AND PUBLICATIONS	2271	0	761,611	836,232	836,232
TRAINING ISF	2272	120	100	0	0
EDUCATION CONFERENCE AND SEMINARS	2273	0	1,184	1,500	1,500
PRIVATE VEHICLE MILEAGE	2291	16,658	12,200	11,550	11,550
TRAVEL EXPENSE	2292	27,002	13,137	31,000	31,000
TRANSPORTATION EXPENSE	2299	0	2,000	0	0
GAS AND DIESEL FUEL ISF	2301	9,128	8,315	10,662	10,662
SPECIAL DEPT. EXP. - 01	2301H	5,962	0	0	0
TRANSPORTATION CHARGES ISF	2302	26,008	26,822	25,248	25,248
SPECIAL DEPT. EXP. - 02	2302H	361,288	0	0	0
MOTORPOOL ISF	2303	993	311	0	0
SPECIAL DEPT. EXP. - 06	2306H	143,931	0	0	0
SPECIAL DEPT. EXP. - 10	2310H	2,177	0	0	0
UTILITIES	2311	166,187	179,380	203,250	203,250
SPECIAL DEPT. EXP. - 11	2311H	9,463	0	0	0
SPECIAL DEPT. EXP. - 22	2322H	415,724	0	0	0
SPECIAL DEPT. EXP. - 23	2323H	3,922	0	0	0
SPECIAL DEPT. EXP. - 25	2325H	1,629	0	0	0
SPECIAL DEPT. EXP. - 26	2326H	26,584	0	0	0
SERVICES AND SUPPLIES CURRENT YEAR AD	2991	0	0	0	200,000
TOTAL SERVICES AND SUPPLIES		3,183,892	3,438,813	3,134,078	3,334,078
LEASEHOLD IMPROVEMENTS	4115	441,439	92,881	0	0
FILLMORE LIBRARY COMMUNITY RM	4225	0	20,913	741,000	741,000
EQUIPMENT	4601	0	0	0	0
OFFICE MACHINES	4860H	8,063	0	0	0
TOTAL FIXED ASSETS		449,502	113,794	741,000	741,000
TRANSFERS OUT TO OTHER FUNDS	5111	0	0	0	0
TOTAL OTHER FINANCING USES		0	0	0	0

BUDGET UNIT: 3610 VENTURA COUNTY LIBRARY
FUNCTION: EDUCATION
ACTIVITY: LIBRARY SERVICES

DETAIL BY REVENUE CATEGORY AND EXPENDITURE OBJECT	2014-15 FINAL ACTUALS	2015-16 ACTUAL ESTIMATED *	2016-17 RECOMMENDED	2016-17 ADOPTED BY THE BOARD OF SUPERVISORS
1	2	3	4	5
TOTAL EXPENDITURES/APPROPRIATIONS	8,202,022	8,354,857	8,664,710	8,864,710
NET COST	621,989	671,978	511,014	511,014

THIS PAGE INTENTIONALLY LEFT BLANK

FUND: P100 - GEORGE D LYON BOOK FUND
FUNCTION: EDUCATION
ACTIVITY: LIBRARY SERVICES

GEORGE D LYON BOOK FUND - 3650

BUDGET OVERVIEW

	FINAL BUDGET FY 2015-16	ACTUAL PRIOR YEAR FY 2015-16	REQUESTED BUDGET FY 2016-17	RECOMMENDED BUDGET FY 2016-17	ADOPTED BUDGET FY 2016-17
TOTAL APPROPRIATIONS	3,647	0	4,000	4,000	4,000
TOTAL REVENUES	3,647	6,295	4,000	4,000	4,000
NET COUNTY COST	0	(6,295)	0	0	0

AUTH POSITIONS
FTE POSITIONS

BUDGET UNIT DESCRIPTION:

In January 2003, the Ventura County Library received \$1,122,089 from the estate of Joyce R. Lyon to establish an endowment fund in honor of her late husband George D. Lyon. The will stipulates that the original gift not be expended and that interest earnings be used for book purchases at the EP Foster Library.

BUDGET UNIT: 3650 GEORGE D LYON BOOK FUND
FUNCTION: EDUCATION
ACTIVITY: LIBRARY SERVICES

DETAIL BY REVENUE CATEGORY AND EXPENDITURE OBJECT	2014-15 FINAL ACTUALS	2015-16 ACTUAL ESTIMATED *	2016-17 RECOMMENDED	2016-17 ADOPTED BY THE BOARD OF SUPERVISORS
1	2	3	4	5
INVESTMENT INCOME 8911	3,625	6,295	4,000	4,000
TOTAL REVENUE USE OF MONEY AND PROPERTY	3,625	6,295	4,000	4,000
TOTAL REVENUE	3,625	6,295	4,000	4,000
TRANSFERS OUT TO OTHER FUNDS 5111	2,573	0	4,000	4,000
TOTAL OTHER FINANCING USES	2,573	0	4,000	4,000
TOTAL EXPENDITURES/APPROPRIATIONS	2,573	0	4,000	4,000
NET COST	(1,051)	(6,295)	0	0

FUND: G001 - GENERAL FUND
FUNCTION: EDUCATION
ACTIVITY: AGRICULTURAL EDUCATION

FARM ADVISOR - 3700

BUDGET OVERVIEW

	FINAL BUDGET FY 2015-16	ACTUAL PRIOR YEAR FY 2015-16	REQUESTED BUDGET FY 2016-17	RECOMMENDED BUDGET FY 2016-17	ADOPTED BUDGET FY 2016-17
TOTAL APPROPRIATIONS	300,000	285,883	300,000	300,000	390,000
TOTAL REVENUES	0	0	0	0	0
NET COUNTY COST	300,000	285,883	300,000	300,000	390,000

AUTH POSITIONS
FTE POSITIONS

BUDGET UNIT DESCRIPTION:

The University of California Cooperative Extension (UCCE, historically known in Ventura County as the "Farm Advisor") is best described as a vast network of UC researchers and educators who work together and with our communities to develop and provide science-based information and solutions to address locally-relevant economic, agricultural, natural resource, youth development and nutrition issues.

Nestled within the Division of Agriculture and Natural Resources, CE advisors (science, engineering, AG commodity specialists, typically PhD researchers) live and work in every California county, applying research from the University of California to help local businesses and entire communities thrive. In turn, our experts partner with local innovators to develop and disseminate best practices through UC's expansive local and global networks. UCCE Ventura County expertise includes soil, irrigation and water management; strawberry and vegetable crops; avocados and sub-tropicals; environmental horticulture; natural resources, including habitat and species conservation and restoration; AG and science literacy; entomology; plant pathology; plant biochemistry and molecular biology; and invasive plants. UCCE is a collaboration between the University, the U.S. Department of Agriculture, and the County of Ventura. The University and USDA provide funding primarily for research and AG advising staff. The UC administered Thelma Hansen Fund provides a significant share of the funding for the Hansen Agriculture Research & Extension Center in Santa Paula, with additional support for UCCE diagnostics and research activities. The County of Ventura graciously provides physical facilities for most UCCE activities (administrative, research and diagnostics); fleet vehicles, that enable UCCE Advisors to traverse fields and orchards to conduct research and advise growers and farmers; and invaluable direct support of UC staff who lead our youth development and education programs, the Master Gardener program (which has a presence in every county district), and our resident entomologist.

In 2014, the University presented a plan that changed the UCCE-County funding and operational model so such county support includes a combination of direct and indirect (in-kind) support. This change allows for efficiencies and realignment of resources to better serve the needs of our community. Operational savings will be re-invested to provide deeper support for high-impact (MG, 4-H) programs, and have allowed us to broaden collaborations and implement new programs serving under-served, high-need area's; e.g., HAREC EOT Field Trip program, VUSD-CVUSD F2S program, and VCCD Ag program.

BUDGET UNIT: 3700 FARM ADVISOR
FUNCTION: EDUCATION
ACTIVITY: AGRICULTURAL EDUCATION

DETAIL BY REVENUE CATEGORY AND EXPENDITURE OBJECT		2014-15 FINAL ACTUALS	2015-16 ACTUAL ESTIMATED *	2016-17 RECOMMENDED	2016-17 ADOPTED BY THE BOARD OF SUPERVISORS
1		2	3	4	5
BUSINESS SUPPORT ISF	9711	516	0	0	0
TOTAL CHARGES FOR SERVICES		516	0	0	0
TOTAL REVENUE		516	0	0	0
REGULAR SALARIES	1101	26,390	0	0	0
EXTRA HELP	1102	7,354	0	0	0
SUPPLEMENTAL PAYMENTS	1106	768	0	0	0
TERMINATIONS	1107	1,776	0	0	0
RETIREMENT CONTRIBUTION	1121	5,758	0	0	0
OASDI CONTRIBUTION	1122	1,745	0	0	0
FICA MEDICARE	1123	515	0	0	0
SAFE HARBOR	1124	233	0	0	0
GROUP INSURANCE	1141	3,625	0	0	0
STATE UNEMPLOYMENT INSURANCE	1143	43	0	0	0
WORKERS' COMPENSATION INSURANCE	1165	252	0	0	0
401K PLAN	1171	269	0	0	0
SALARY AND EMPLOYEE BENEFITS CURRENT	1991	0	4,796	15,103	15,103
TOTAL SALARIES AND EMPLOYEE BENEFITS		48,727	4,796	15,103	15,103
COMMUNICATIONS	2031	0	148	0	0
VOICE DATA ISF	2032	11,342	12,569	12,148	12,148
GENERAL INSURANCE ALLOCATION ISF	2071	2,274	4,082	2,196	2,196
FACILITIES AND MATERIALS SQ FT ALLOCA	2114	64,848	67,848	73,884	73,884
FACILITIES PROJECTS ISF	2115	0	2,491	0	0
OTHER MAINTENANCE ISF	2116	852	2,626	0	0
OFFICE SUPPLIES	2161	736	0	0	0
MAIL CENTER ISF	2164	7,960	5,879	8,895	8,895
PURCHASING CHARGES ISF	2165	132	478	492	492
GRAPHICS CHARGES ISF	2166	6,909	10,932	7,000	7,000
COPY MACHINE CHGS ISF	2167	4,150	3,063	4,124	4,124
STORES ISF	2168	36	22	100	100
CONTRIBUTIONS TO NON GOVERNMENTAL AGE	2196	118,939	130,000	136,050	226,050
OTHER PROFESSIONAL AND SPECIALIZED NO	2199	0	0	0	0
INFORMATION TECHNOLOGY ISF	2202	1,021	706	358	358
SPECIAL SERVICES ISF	2206	115	0	0	0
PRIVATE VEHICLE MILEAGE	2291	414	0	0	0
GAS AND DIESEL FUEL ISF	2301	3,289	4,352	3,483	3,483
SPECIAL DEPT. EXP. - 01	2301H	4,532	0	0	0
TRANSPORTATION CHARGES ISF	2302	23,725	35,892	36,167	36,167
TOTAL SERVICES AND SUPPLIES		251,273	281,087	284,897	374,897
TOTAL EXPENDITURES/APPROPRIATIONS		300,000	285,883	300,000	390,000
NET COST		299,485	285,883	300,000	390,000

FUND: S400 - NYELAND ACRES COMMUNITY CENTER
FUNCTION: RECREATION & CULTURAL SERVICES
ACTIVITY: RECREATION FACILITIES

NYELAND ACRES COMMUNITY CENTER CFD - 4780

BUDGET OVERVIEW

	FINAL BUDGET FY 2015-16	ACTUAL PRIOR YEAR FY 2015-16	REQUESTED BUDGET FY 2016-17	RECOMMENDED BUDGET FY 2016-17	ADOPTED BUDGET FY 2016-17
TOTAL APPROPRIATIONS	335,000	329,889	245,536	245,536	245,536
TOTAL REVENUES	464,053	468,324	116,483	116,483	116,483
NET COUNTY COST	(129,053)	(138,435)	129,053	129,053	129,053

AUTH POSITIONS
FTE POSITIONS

BUDGET UNIT DESCRIPTION:

The Nyeland Acres Community Center CFD was established for the purpose of maintaining a local neighborhood park and family resource center for the Nyeland Acres community. The Center provides services such as public meeting rooms, park and recreational facilities and summer and after school programs. Exclusive Community Facilities District special assessment tax revenues and community donations support the annual maintenance and operation of the facility.

BUDGET UNIT: 4780 NYELAND ACRES COMMUNITY CENTER CFD
FUNCTION: RECREATION & CULTURAL SERVICES
ACTIVITY: RECREATION FACILITIES

DETAIL BY REVENUE CATEGORY AND EXPENDITURE OBJECT		2014-15 FINAL ACTUALS	2015-16 ACTUAL ESTIMATED *	2016-17 RECOMMENDED	2016-17 ADOPTED BY THE BOARD OF SUPERVISORS
1		2	3	4	5
INVESTMENT INCOME	8911	0	270	0	0
TOTAL REVENUE USE OF MONEY AND PROPERTY		0	270	0	0
SPECIAL ASSESSMENTS	9421	0	0	50,000	50,000
TOTAL CHARGES FOR SERVICES		0	0	50,000	50,000
CONTRIBUTIONS AND DONATIONS	9770	0	18,054	5,000	5,000
CONTRIBUTIONS AND DONATIONS IN KIND	9773	0	0	61,483	61,483
TOTAL MISCELLANEOUS REVENUES		0	18,054	66,483	66,483
TRANSFERS IN FROM OTHER FUNDS	9831	0	450,000	0	0
TOTAL OTHER FINANCING SOURCES		0	450,000	0	0
TOTAL REVENUE		0	468,324	116,483	116,483
BUILDINGS AND IMPROVEMENTS MAINTENANC	2112	0	0	50,000	50,000
FACILITIES AND MATERIALS SQ FT ALLOCA	2114	0	965	175,536	175,536
COST ALLOCATION PLAN CHARGES	2158	0	0	1,700	1,700
ATTORNEY SERVICES	2185	0	100	0	0
OTHER PROFESSIONAL AND SPECIALIZED NO	2199	0	0	5,000	5,000
UTILITIES	2311	0	3,237	9,187	9,187
TOTAL SERVICES AND SUPPLIES		0	4,302	241,423	241,423
INTERFUND EXPENSE ADMINISTRATIVE	3912	0	0	4,113	4,113
TOTAL OTHER CHARGES		0	0	4,113	4,113
LAND	4011	0	200,000	0	0
BUILDINGS AND IMPROVEMENTS	4111	0	125,588	0	0
TOTAL FIXED ASSETS		0	325,588	0	0
TOTAL EXPENDITURES/APPROPRIATIONS		0	329,889	245,536	245,536
NET COST		0	(138,435)	129,053	129,053

FUND: G001 - GENERAL FUND
FUNCTION: DEBT SERVICE
ACTIVITY: INTEREST ON LONG TERM DEBT

DEBT SERVICE - 1080

BUDGET OVERVIEW

	FINAL BUDGET FY 2015-16	ACTUAL PRIOR YEAR FY 2015-16	REQUESTED BUDGET FY 2016-17	RECOMMENDED BUDGET FY 2016-17	ADOPTED BUDGET FY 2016-17
TOTAL APPROPRIATIONS	11,506,490	9,630,812	11,719,075	11,719,075	11,719,075
TOTAL REVENUES	6,356,490	6,761,675	6,569,075	6,569,075	6,569,075
NET COUNTY COST	5,150,000	2,869,137	5,150,000	5,150,000	5,150,000

AUTH POSITIONS
FTE POSITIONS

BUDGET UNIT DESCRIPTION:

The purpose of this budget unit is to facilitate separate accounting of certain debt service payments and associated offsetting revenues.

BUDGET UNIT: 1080 DEBT SERVICE
FUNCTION: DEBT SERVICE
ACTIVITY: INTEREST ON LONG TERM DEBT

DETAIL BY REVENUE CATEGORY AND EXPENDITURE OBJECT		2014-15 FINAL ACTUALS	2015-16 ACTUAL ESTIMATED *	2016-17 RECOMMENDED	2016-17 ADOPTED BY THE BOARD OF SUPERVISORS
1		2	3	4	5
FORFEITURES AND PENALTIES	8831	2,987,572	2,946,342	2,197,270	2,197,270
TOTAL FINES FORFEITURES AND PENALTIES		2,987,572	2,946,342	2,197,270	2,197,270
OTHER GOVERNMENTAL AGENCIES	9371	0	1,397,271	1,371,805	1,371,805
OTHER GOV'T AGENCIES-INDIRECT	9374H	1,323,676	0	0	0
TOTAL INTERGOVERNMENTAL REVENUE		1,323,676	1,397,271	1,371,805	1,371,805
PREMIUM AND ACCRUED INTEREST BOND	9842	1,896,250	2,418,062	3,000,000	3,000,000
TOTAL OTHER FINANCING SOURCES		1,896,250	2,418,062	3,000,000	3,000,000
TOTAL REVENUE		6,207,498	6,761,675	6,569,075	6,569,075
BUILDING LEASE AND RENT CONTRA	2247	(1,842,675)	(1,819,651)	(1,908,239)	(1,908,239)
TOTAL SERVICES AND SUPPLIES		(1,842,675)	(1,819,651)	(1,908,239)	(1,908,239)
LEASE PURCHASE PYMT PRINCIPAL	3311	4,991,741	7,307,805	5,531,271	5,531,271
OTHER LOAN PAYMENTS PRINCIPAL	3312	776,393	(802,190)	1,580,616	1,580,616
INTEREST LONG TERM TECP	3412	(7,174)	(11,243)	232,011	232,011
INTEREST ON LEASE PURCHASE PAYMENTS	3451	2,273,588	2,070,238	1,836,102	1,836,102
INTEREST ON SHORT TERM DEBT	3471	2,150,503	2,885,853	4,447,314	4,447,314
TOTAL OTHER CHARGES		10,185,051	11,450,463	13,627,314	13,627,314
TOTAL EXPENDITURES/APPROPRIATIONS		8,342,376	9,630,812	11,719,075	11,719,075
NET COST		2,134,878	2,869,137	5,150,000	5,150,000

FUND: G001 - GENERAL FUND
FUNCTION: DEBT SERVICE
ACTIVITY: INTEREST ON LONG TERM DEBT

HCA PUBLIC HEALTH - 3100

BUDGET OVERVIEW

	FINAL BUDGET FY 2015-16	ACTUAL PRIOR YEAR FY 2015-16	REQUESTED BUDGET FY 2016-17	RECOMMENDED BUDGET FY 2016-17	ADOPTED BUDGET FY 2016-17
TOTAL APPROPRIATIONS	216,325	217,556	216,858	216,858	336,252
TOTAL REVENUES	0	0	0	0	0
NET COUNTY COST	216,325	217,556	216,858	216,858	336,252

AUTH POSITIONS
FTE POSITIONS

BUDGET UNIT DESCRIPTION:

The Public Health Department is responsible for the protection, maintenance, and improvement of public health through collaborative planning and development of effective community health services programs. Public Health programs are not only direct service oriented, but many provide oversight and enforcement of public health standards according to State laws and regulations. Public Health duties and responsibilities include: registration of Vital Records (birth, death), health surveillance and assessment, Communicable Disease Control and Prevention, Public Health Laboratory, Maternal Child Health, Health Promotion and Chronic Disease Control, and various other population-based Preventive Health Programs, including HIV/AIDS Program.

BUDGET UNIT: 3100 HCA PUBLIC HEALTH
FUNCTION: DEBT SERVICE
ACTIVITY: INTEREST ON LONG TERM DEBT

DETAIL BY REVENUE CATEGORY AND EXPENDITURE OBJECT		2014-15 FINAL ACTUALS	2015-16 ACTUAL ESTIMATED *	2016-17 RECOMMENDED	2016-17 ADOPTED BY THE BOARD OF SUPERVISORS
1		2	3	4	5
AID PAYMENTS RECIPIENTS	3111	0	13,769	19,000	19,000
AID PAYMENTS RENTS 1099	3113	0	203,787	197,858	317,252
TOTAL OTHER CHARGES		0	217,556	216,858	336,252
COMPUTER SOFTWARE	4701	0	0	0	0
TOTAL FIXED ASSETS		0	0	0	0
TOTAL EXPENDITURES/APPROPRIATIONS		0	217,556	216,858	336,252
NET COST		0	217,556	216,858	336,252