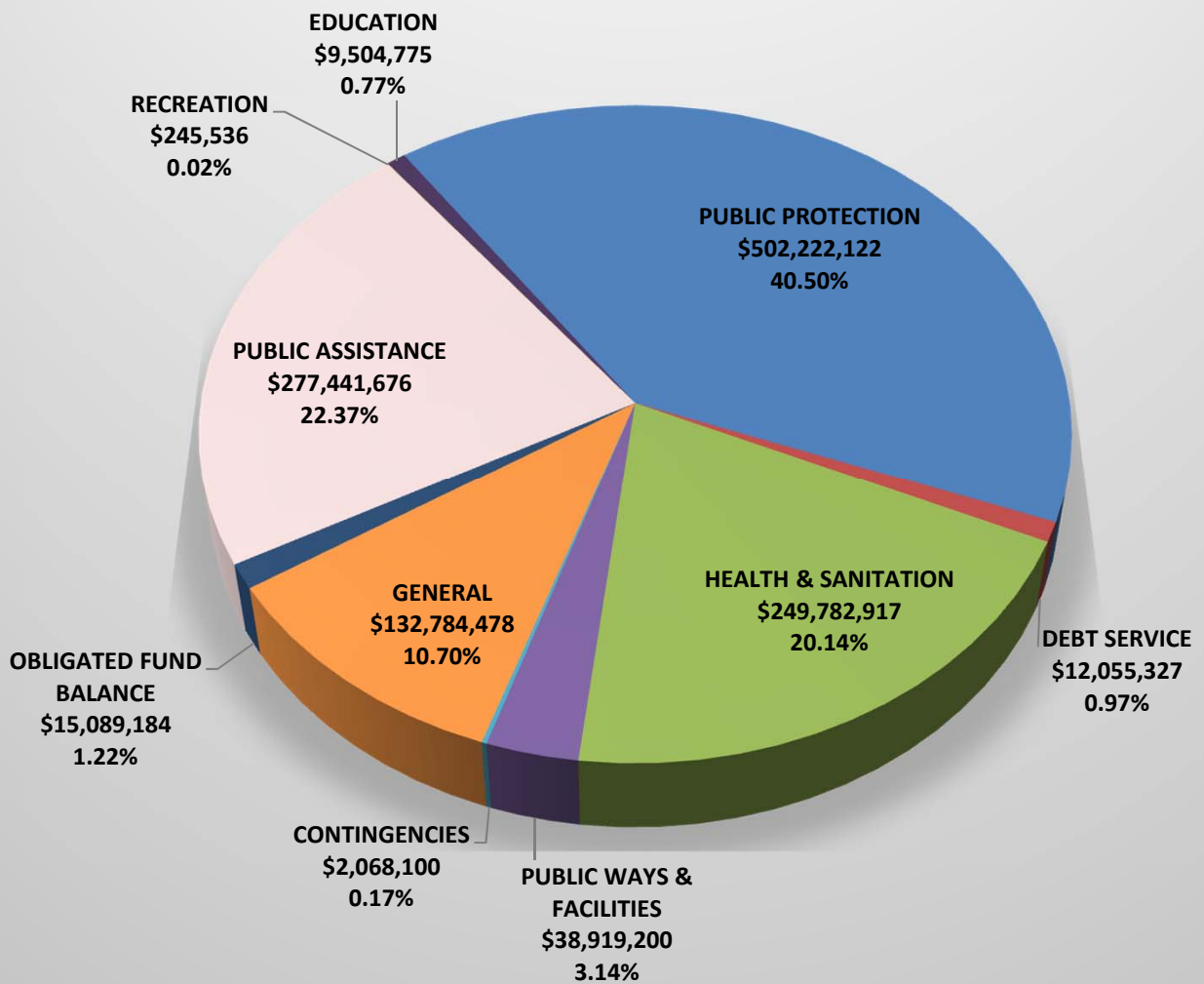


COUNTY OF VENTURA

FINANCING USES BY FUNCTION WITH CONTINGENCIES & PROVISIONS FOR OBLIGATED FUND BALANCE GOVERNMENTAL FUNDS FISCAL YEAR 2016-17

\$1,240,113,315



DESCRIPTION	2014-15 ACTUALS	2015-16 ACTUAL ESTIMATED *	2016-17 RECOMMENDED	2016-17 ADOPTED BY THE BOARD OF SUPERVISORS
1	2	3	4	5

SUMMARIZATION BY FUNCTION

GENERAL	108,382,360	118,144,976	132,874,478	132,784,478
PUBLIC PROTECTION	467,242,392	485,601,033	502,594,636	502,222,122
PUBLIC WAYS & FACILITIES	22,723,403	32,969,439	35,719,200	38,919,200
HEALTH & SANITATION	199,174,039	229,914,226	249,477,917	249,782,917
PUBLIC ASSISTANCE	249,676,016	262,620,669	277,441,676	277,441,676
EDUCATION	8,767,311	8,903,160	9,214,775	9,504,775
RECREATION & CULTURAL SERVICES	0	329,889	245,536	245,536
DEBT SERVICE	8,342,376	9,848,368	11,935,933	12,055,327
TOTAL FINANCING USES BY FUNCTION	1,064,307,898	1,148,331,759	1,219,504,151	1,222,956,031

APPROPRIATION FOR CONTINGENCIES

GENERAL FUND	G001	0	0	2,000,000	2,000,000
SHERIFF INMATE WELFARE FUND	S040	0	0	68,100	68,100
WORKFORCE DEVELOPMENT DIVISION	S110	0	0	0	0
TOTAL APPROPRIATION FOR CONTINGENCIES		0	0	2,068,100	2,068,100

SUBTOTAL FINANCING USES

1,064,307,898 1,148,331,759 1,221,572,251 1,225,024,131

PROVISIONS FOR OBLIGATED FUND BALANCES

SANTA ROSA ROAD ASSESSMENT DISTRICT	C010			0	589
GENERAL FUND	G001			8,000,000	15,056,342
GEORGE D LYON BOOK FUND	P100			0	6,295
ROAD FUND	S010			0	0
HOME GRANT	S020			0	0
DEPARTMENT OF HUD	S030			0	0
SHERIFF INMATE WELFARE FUND	S040			0	0
VC DEPT CHILD SUPPORT SERVICES	S050			0	0
VENTURA COUNTY LIBRARY	S060			0	0
CO SUCCESSOR HOUSING AGENCY AB X126	S070			0	0
FISH & GAME	S080			0	750
DOMESTIC VIOLENCE PROGRAM	S090			0	15,826
SPAY/NEUTER PROGRAM	S100			8	0
WORKFORCE DEVELOPMENT DIVISION	S110			0	0
MENTAL HEALTH SERVICES ACT	S120			0	0
STORMWATER-UNINCORPORATED	S130			0	0
NYELAND ACRES COMMUNITY CENTER CFD	S400			12	9,382
IHSS PUBLIC AUTHORITY	S800			0	0
TOTAL OBLIGATED FUND BALANCES				8,000,020	15,089,184

TOTAL FINANCING USES

1,064,307,898 1,148,331,759 1,229,572,271 1,240,113,315

SUMMARIZATION BY FUND

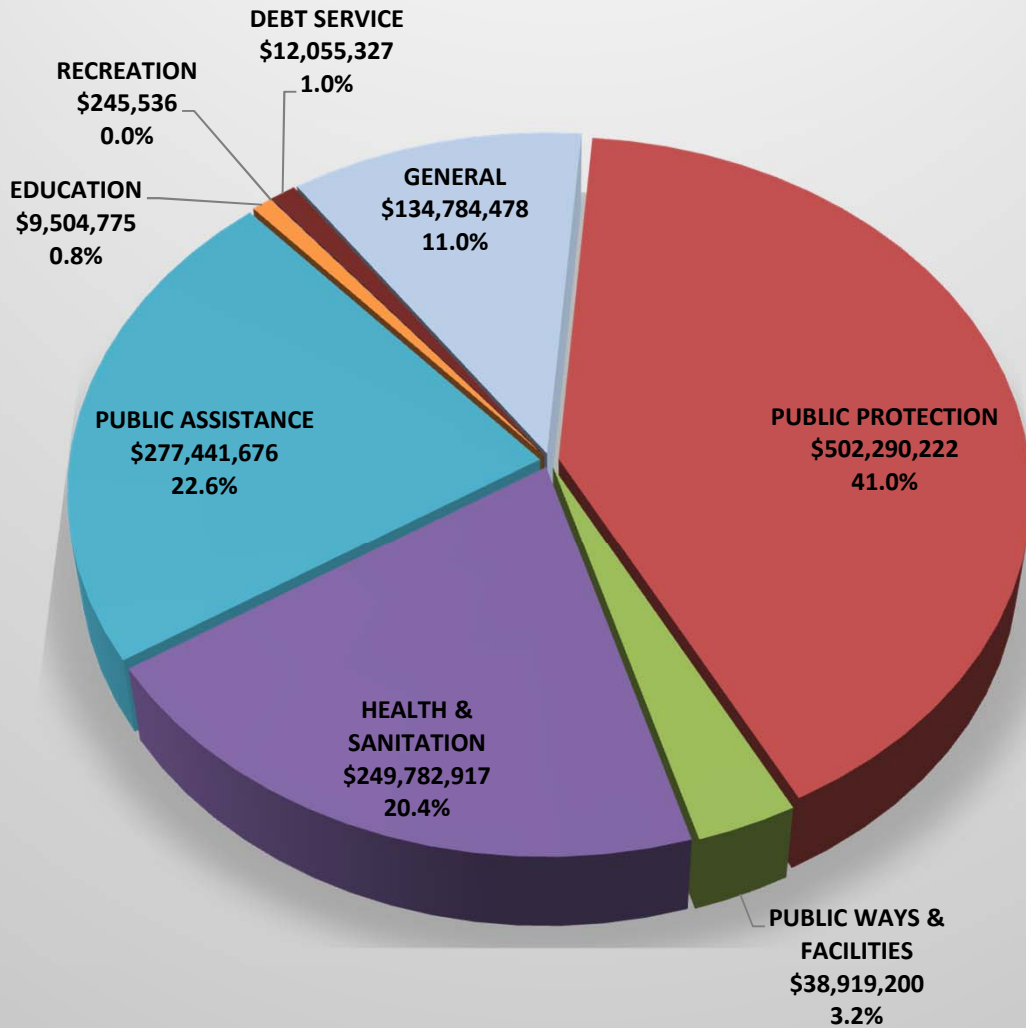
SANTA ROSA ROAD ASSESSMENT DISTRICT	C010	17,633	20,213	23,000	23,589
GENERAL FUND	G001	940,020,679	1,003,088,990	1,062,820,576	1,069,928,798
GEORGE D LYON BOOK FUND	P100	2,573	0	4,000	10,295

COUNTY OF VENTURA
 STATE OF CALIFORNIA
 SUMMARY OF FINANCING USES BY FUNCTION AND FUND
 GOVERNMENTAL FUNDS
 FISCAL YEAR 2016-17

DESCRIPTION		2014-15 ACTUALS	2015-16 ACTUAL * ESTIMATED	2016-17 RECOMMENDED	2016-17 ADOPTED BY THE BOARD OF SUPERVISORS
1		2	3	4	5
ROAD FUND	S010	22,723,403	32,969,439	35,719,200	38,919,200
HOME GRANT	S020	386,842	438,758	650,000	650,000
DEPARTMENT OF HUD	S030	2,456,468	2,103,696	2,260,000	2,260,000
SHERIFF INMATE WELFARE FUND	S040	2,261,759	2,303,815	2,823,073	2,823,073
VC DEPT CHILD SUPPORT SERVICES	S050	20,603,743	20,982,675	21,642,122	21,642,122
VENTURA COUNTY LIBRARY	S060	8,202,022	8,354,857	8,664,710	8,864,710
CO SUCCESSOR HOUSING AGENCY AB X126	S070	13,606	0	25,500	25,500
FISH & GAME	S080	47,980	3,500	15,225	15,975
DOMESTIC VIOLENCE PROGRAM	S090	150,875	161,182	203,000	218,826
SPAY/NEUTER PROGRAM	S100	16,292	16,992	20,008	20,000
WORKFORCE DEVELOPMENT DIVISION	S110	7,216,755	6,890,320	8,428,861	8,428,861
MENTAL HEALTH SERVICES ACT	S120	47,155,698	56,372,748	69,155,852	69,155,852
STORMWATER-UNINCORPORATED	S130	2,828,317	3,656,919	4,972,900	4,972,900
NYELAND ACRES COMMUNITY CENTER CFD	S400	0	329,889	245,548	254,918
IHSS PUBLIC AUTHORITY	S800	10,203,250	10,637,766	11,898,696	11,898,696
TOTAL FINANCING USES		1,064,307,898	1,148,331,759	1,229,572,271	1,240,113,315

COUNTY OF VENTURA
DETAIL OF FINANCING USES BY FUNCTION
GOVERNMENTAL FUNDS
FISCAL YEAR 2016-17

\$1,225,024,131



FUNCTION, ACTIVITY, BUDGET UNIT	2014-15 ACTUAL	2015-16 ACTUAL * ESTIMATED	2016-17 RECOMMENDED	2016-17 ADOPTED BY THE BOARD OF SUPERVISORS
1	2	3	4	5

GENERAL

LEGISLATIVE/ADMINISTRATIVE

BOARD OF SUPERVISORS	3,464,842	3,711,219	4,127,683	4,127,683
COUNTY EXECUTIVE OFFICE	13,811,746	14,427,936	15,715,450	15,715,450
CEO VARIOUS GRANTS	265,294	317,762	80,000	80,000
SPECIAL ACCOUNTS AND CONTRIBUTIONS	34,622,968	38,819,248	49,972,298	49,882,298
GENERAL FUND CONTINGENCY	0	0	2,000,000	2,000,000
CO SUCCESSOR HOUSING AG	13,606	0	25,500	25,500
HUD COMMUNITY DEVELOPMENT BLOCK GRANT	0	0	0	0
TOTAL LEGISLATIVE/ADMINISTRATIVE	52,178,456	57,276,165	71,920,931	71,830,931

FINANCE

ASSESSOR	13,268,464	13,111,055	14,830,738	14,830,738
AUDITOR-CONTROLLER	11,652,181	14,744,527	13,400,956	13,400,956
PTACS PROP TAX ASM & COLL SYS	0	0	0	0
PROPERTY TAX ASSESSMENT AND COLLECTION SYSTEM	0	0	0	0
TREASURER TAX COLLECTOR	4,586,517	4,268,814	5,056,557	5,056,557
TOTAL FINANCE	29,507,162	32,124,395	33,288,251	33,288,251

COUNSEL

COUNTY COUNSEL	5,464,186	5,743,805	5,736,238	5,736,238
TOTAL COUNSEL	5,464,186	5,743,805	5,736,238	5,736,238

PERSONNEL

CIVIL SERVICE COMMISSION	98,905	93,696	210,875	210,875
TOTAL PERSONNEL	98,905	93,696	210,875	210,875

ELECTIONS

ELECTIONS DIVISION	4,113,314	4,331,677	4,980,000	4,980,000
TOTAL ELECTIONS	4,113,314	4,331,677	4,980,000	4,980,000

PLANT ACQUISITION

AUDITOR-CONTROLLER	0	0	0	0
VCFMS UPGRADE	7,698,834	2,172,616	0	0
CAPITAL PROJECTS	1,422,951	6,409,669	195,861	195,861
GSA REQUIRED MAINTENANCE	6,037,270	7,943,619	8,000,000	8,000,000
PROPERTY TAX ASSESSMENT AND COLLECTION SYSTEM	0	29,746	8,560,210	8,560,210
SANTA ROSA ROAD ASSESSMENT DISTRICT	17,633	20,213	23,000	23,000
TOTAL PLANT ACQUISITION	15,176,688	16,575,863	16,779,071	16,779,071

OTHER GENERAL

PUBLIC WORKS SERVICES GENERAL FUND	1,843,650	1,999,376	1,959,112	1,959,112
TOTAL OTHER GENERAL	1,843,650	1,999,376	1,959,112	1,959,112

TOTAL GENERAL	108,382,360	118,144,976	134,874,478	134,784,478
----------------------	--------------------	--------------------	--------------------	--------------------

PUBLIC PROTECTION

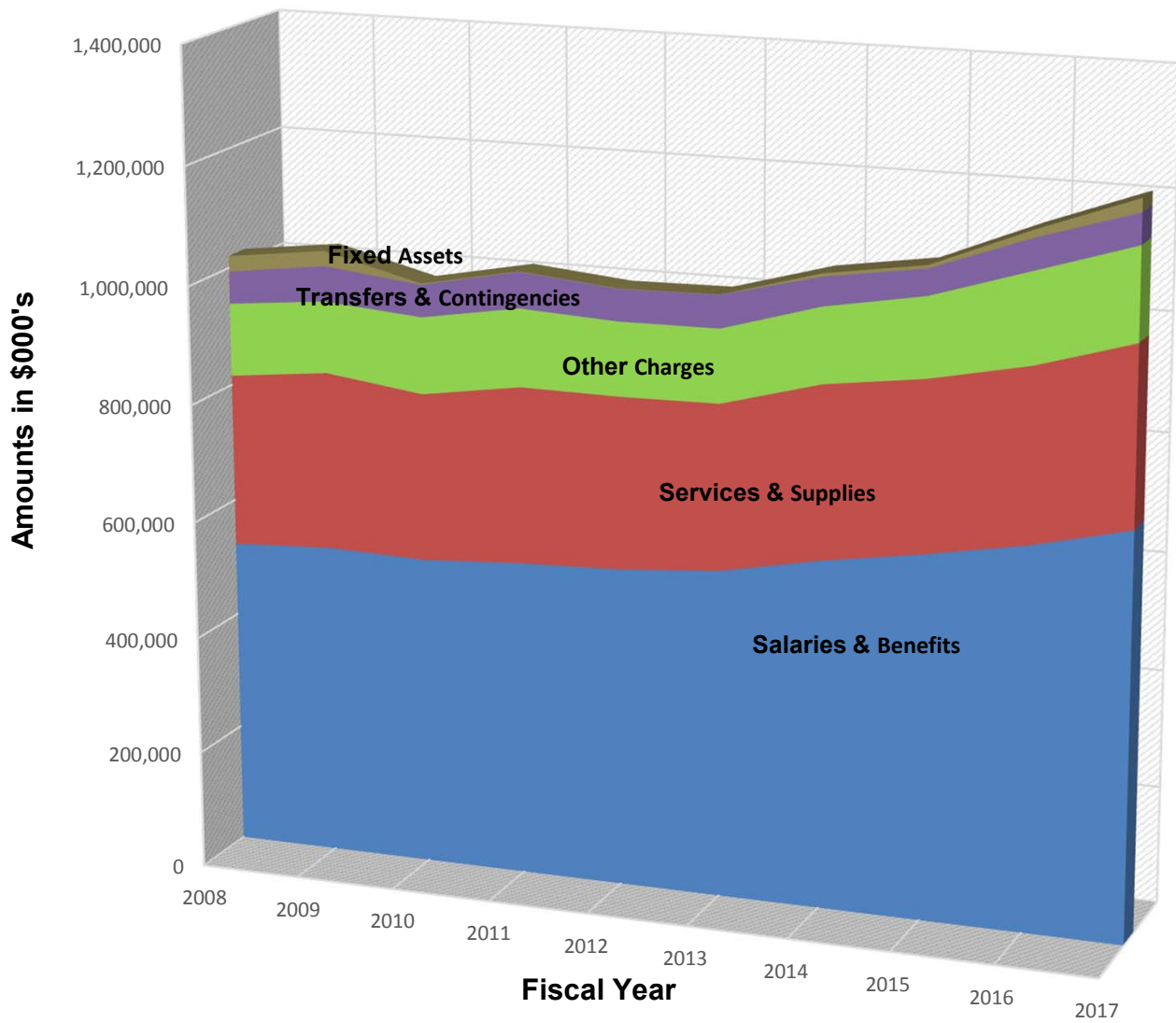
FUNCTION, ACTIVITY, BUDGET UNIT	2014-15 ACTUAL	2015-16 ACTUAL * ESTIMATED	2016-17 RECOMMENDED	2016-17 ADOPTED BY THE BOARD OF SUPERVISORS
1	2	3	4	5
PUBLIC PROTECTION				
JUDICIAL				
TRIAL COURT FUNDING	22,147,446	22,013,238	22,345,728	22,345,728
VC DEPT CHILD SUPPORT SERVICES	20,603,743	20,982,675	21,642,122	21,642,122
DISTRICT ATTORNEY	44,399,691	47,231,784	48,334,667	47,962,153
GRAND JURY	302,840	299,580	375,000	375,000
INDIGENT LEGAL SERVICE	2,564,630	2,138,852	2,483,500	2,483,500
PUBLIC DEFENDER OFFICE	17,013,890	17,440,889	18,917,575	18,917,575
TOTAL JUDICIAL	107,032,240	110,107,018	114,098,592	113,726,078
POLICE PROTECTION				
SHERIFF POLICE SERVICES	157,502,518	165,455,966	163,177,493	163,177,493
SHERIFF DETENTION SERVICE	0	108,572	0	0
TOTAL POLICE PROTECTION	157,502,518	165,564,538	163,177,493	163,177,493
DETENTION & CORRECTION				
SHERIFF DETENTION SERVICE	100,027,519	101,709,974	107,491,998	107,491,998
SHERIFF INMATE WELFARE	1,105,265	1,014,886	1,411,353	1,411,353
SHERIFF INMATE COMMISSARY	1,156,495	1,288,930	1,411,720	1,411,720
VENTURA COUNTY PROBATION AGENCY	65,345,677	66,779,713	72,475,005	72,475,005
TOTAL DETENTION & CORRECTION	167,634,955	170,793,503	182,790,076	182,790,076
FLOOD CONTROL & SOIL & WATER CONSERVATION				
STORMWATER UNINCORPORATED	2,828,317	3,656,919	4,972,900	4,972,900
TOTAL FLOOD CONTROL & SOIL & WATER CONSERVATION	2,828,317	3,656,919	4,972,900	4,972,900
PROTECTION INSPECTION				
AGRICULTURE COMMISSIONER	4,411,499	4,593,961	4,918,626	4,918,626
RMA BUILDING AND SAFETY	2,629,910	3,066,614	3,555,402	3,555,402
RMA CODE COMPLIANCE	1,902,538	2,133,135	2,359,435	2,359,435
TOTAL PROTECTION INSPECTION	8,943,946	9,793,710	10,833,463	10,833,463
OTHER PROTECTION				
COUNTY CLERK AND RECORDER	4,441,341	4,690,093	5,079,400	5,079,400
FISH AND GAME	47,980	3,500	15,225	15,225
HCA MEDICAL EXAMINER	1,956,746	2,306,873	2,505,000	2,505,000
ANIMAL SERVICES	6,313,134	7,090,439	7,114,187	7,114,187
SPAY AND NEUTER PROGRAM	16,292	16,992	20,000	20,000
PUBLIC ADMINISTRATOR / PUBLIC GUARDIAN	1,506,387	1,569,614	1,789,929	1,789,929
PUBLIC WORKS INTEGRATED WASTE MANAGEMENT DIVISIO	1,729,416	1,725,770	1,827,125	1,827,125
RMA OPERATIONS	2,893,676	3,003,385	3,336,153	3,336,153
RMA PLANNING DEPARTMENT	4,395,444	5,276,103	5,103,193	5,103,193
RMA BUILDING AND SAFETY	0	2,576	0	0
RMA ENVIRONMENTAL HEALTH DEPT	0	0	0	0
RMA CODE COMPLIANCE	0	(0)	0	0
TOTAL OTHER PROTECTION	23,300,417	25,685,345	26,790,212	26,790,212
TOTAL PUBLIC PROTECTION	467,242,392	485,601,033	502,662,736	502,290,222

FUNCTION, ACTIVITY, BUDGET UNIT	2014-15 ACTUAL	2015-16 ACTUAL * ESTIMATED	2016-17 RECOMMENDED	2016-17 ADOPTED BY THE BOARD OF SUPERVISORS
1	2	3	4	5
PUBLIC WAYS & FACILITIES				
PUBLIC WAYS				
PUBLIC WORKS ROAD FUND	22,723,403	32,969,439	35,719,200	38,919,200
TOTAL PUBLIC WAYS	22,723,403	32,969,439	35,719,200	38,919,200
TOTAL PUBLIC WAYS & FACILITIES	22,723,403	32,969,439	35,719,200	38,919,200
HEALTH & SANITATION				
HEALTH				
TOBACCO SETTLEMENT PROGRAM	4,307,700	9,307,700	4,312,400	4,312,400
HCA ADMIN AND SUPPORT SERVICES	19,108,029	22,059,722	25,535,342	25,535,342
HCA EMERGENCY MEDICAL SERVICES	5,364,192	4,429,982	5,138,631	5,138,631
HCA PUBLIC HEALTH	17,834,821	18,390,084	20,252,530	20,557,530
HCA WOMEN INFANTS AND CHILDREN	4,457,446	4,765,468	4,862,086	4,862,086
HCA CHILDRENS MEDICAL SERVICES	9,304,956	10,003,295	11,140,608	11,140,608
MENTAL HEALTH	62,405,504	73,205,329	75,064,338	75,064,338
ALCOHOL AND DRUG PROGRAMS	15,626,889	16,876,470	18,561,716	18,561,716
DRIVING UNDER THE INFLUENCE PROGRAMS	3,978,240	4,294,481	4,669,880	4,669,880
MENTAL HEALTH SERVICES ACT	47,155,698	56,372,748	69,155,852	69,155,852
HCA HEALTH CE COVERAGE INITIATIVE	0	0	0	0
RMA ENVIRONMENTAL HEALTH DEPT	9,630,564	10,208,947	10,784,534	10,784,534
TOTAL HEALTH	199,174,039	229,914,226	249,477,917	249,782,917
TOTAL HEALTH & SANITATION	199,174,039	229,914,226	249,477,917	249,782,917
PUBLIC ASSISTANCE				
ADMINISTRATION				
PROGRAM OPERATIONS DIVISION	145,043,657	158,739,600	164,066,525	164,066,525
DIRECT RECIPIENT AID	0	0	0	0
TRANSITIONAL LIVING CENTER	2,225,531	2,226,502	2,308,208	2,308,208
TOTAL ADMINISTRATION	147,269,188	160,966,101	166,374,733	166,374,733
AID PROGRAMS				
DIRECT RECIPIENT AID	76,641,639	75,979,696	82,592,000	82,592,000
TOTAL AID PROGRAMS	76,641,639	75,979,696	82,592,000	82,592,000
OTHER ASSISTANCE				
AREA AGENCY ON AGING	5,350,998	5,443,150	5,034,386	5,034,386
HUD HOME GRANT PROGRAM	386,842	438,758	650,000	650,000
HUD COMMUNITY DEVELOPMENT BLOCK GRANT	2,392,944	1,881,029	2,000,000	2,000,000
HUD EMERGENCY SHELTER GRANT	7,512	95,343	0	0
HUD CONTINUUM OF CARE	56,012	127,325	260,000	260,000
WORKFORCE DEVELOPMENT DIVISION	7,216,755	6,890,320	8,428,861	8,428,861
IHSS PUBLIC AUTHORITY	10,203,250	10,637,766	11,898,696	11,898,696
DOMESTIC VIOLENCE	150,875	161,182	203,000	203,000
TOTAL OTHER ASSISTANCE	25,765,188	25,674,872	28,474,943	28,474,943

FUNCTION, ACTIVITY, BUDGET UNIT	2014-15 ACTUAL	2015-16 ACTUAL * ESTIMATED	2016-17 RECOMMENDED	2016-17 ADOPTED BY THE BOARD OF SUPERVISORS
1	2	3	4	5
PUBLIC ASSISTANCE				
OTHER ASSISTANCE				
WORKFORCE DEVELOPMENT DIVISION	0	0	0	0
TOTAL OTHER ASSISTANCE	0	0	0	0
TOTAL PUBLIC ASSISTANCE	249,676,016	262,620,669	277,441,676	277,441,676
EDUCATION				
LIBRARY SERVICES				
VENTURA COUNTY LIBRARY ADMINISTRATION	262,716	262,419	246,065	246,065
VENTURA COUNTY LIBRARY	8,202,022	8,354,857	8,664,710	8,864,710
GEORGE D LYON BOOK FUND	2,573	0	4,000	4,000
TOTAL LIBRARY SERVICES	8,467,311	8,617,277	8,914,775	9,114,775
AGRICULTURAL EDUCATION				
FARM ADVISOR	300,000	285,883	300,000	390,000
TOTAL AGRICULTURAL EDUCATION	300,000	285,883	300,000	390,000
TOTAL EDUCATION	8,767,311	8,903,160	9,214,775	9,504,775
RECREATION & CULTURAL SERVICES				
RECREATION FACILITIES				
NYELAND ACRES COMMUNITY CENTER CFD	0	329,889	245,536	245,536
TOTAL RECREATION FACILITIES	0	329,889	245,536	245,536
TOTAL RECREATION & CULTURAL SERVICES	0	329,889	245,536	245,536
DEBT SERVICE				
INTEREST ON LONG TERM DEBT				
DEBT SERVICE	8,342,376	9,630,812	11,719,075	11,719,075
HCA PUBLIC HEALTH	0	217,556	216,858	336,252
TOTAL INTEREST ON LONG TERM DEBT	8,342,376	9,848,368	11,935,933	12,055,327
TOTAL DEBT SERVICE	8,342,376	9,848,368	11,935,933	12,055,327
TOTAL FINANCING USES BY FUNCTION	1,064,307,898	1,148,331,759	1,221,572,251	1,225,024,131

COUNTY OF VENTURA

COMPARISON OF ADOPTED BUDGET BY OBJECT GOVERNMENTAL FUNDS TEN FISCAL YEARS



COUNTY OF VENTURA
SUMMARY OF BUDGET REQUIREMENTS (USES)
BY OBJECT
GOVERNMENTAL FUNDS
FISCAL YEAR 2016-17

\$1,225,024,131

