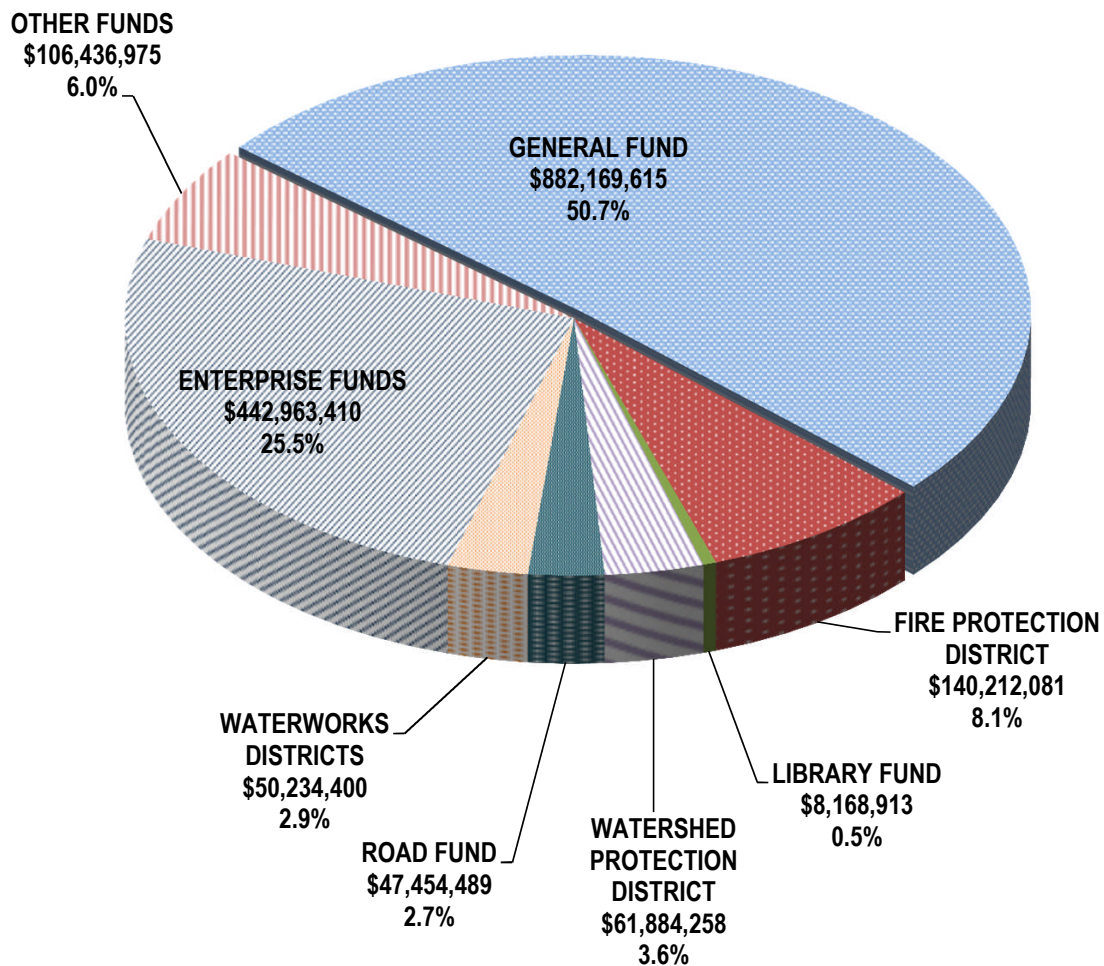


SUMMARY SCHEDULES
County of Ventura – State of California



COUNTY OF VENTURA
FINANCING REQUIREMENTS (USES)
ALL FUNDS
FISCAL YEAR 2012-13

\$1,739,524,141



Excludes Internal Service Funds

**COUNTY OF VENTURA
STATE OF CALIFORNIA
ALL FUNDS SUMMARY
FOR FISCAL YEAR 2012-13**

FUND NAME	TOTAL FINANCING SOURCES				TOTAL FINANCING USES		
	FUND BALANCE AVAILABLE JUNE 30, 2012	DECREASES TO OBLIGATED FUND BALANCES	ADDITIONAL FINANCING SOURCES	TOTAL FINANCING SOURCES	FINANCING USES	INCREASES TO OBLIGATED FUND BALANCES	TOTAL FINANCING USES
	(2)	(3)	(4)	(5)	(6)	(7)	(8)
GOVERNMENTAL FUNDS							
GENERAL FUNDS	4,678,021	371,526	877,120,068	882,169,615	877,120,068	5,049,547	882,169,615
SPECIAL REVENUE FUNDS	22,063,759	12,879,954	116,349,143	151,292,856	143,082,673	8,210,183	151,292,856
PERMANENT FUNDS	(18,844)	18,844	6,370	6,370	6,370	0	6,370
CAPITAL PROJECT FUNDS	2,736	2,100	20,300	25,136	20,300	4,836	25,136
DEBT SERVICE FUNDS	0	0	0	0	0	0	0
TOTAL GOVERNMENTAL FUNDS	26,725,672	13,272,424	993,495,881	1,033,493,977	1,020,229,411	13,264,566	1,033,493,977
OTHER FUNDS							
INTERNAL SERVICE FUNDS	0	9,546,772	197,908,583	207,455,355	206,587,093	868,262	207,455,355 (a)
ENTERPRISE FUNDS	0	1,624,849	417,903,342	419,528,191	394,896,511	24,631,680	419,528,191 (a)
SPECIAL DISTRICT ENTERPRISE FUNDS	0	649,500	36,617,800	37,267,300	29,039,400	8,227,900	37,267,300 (a)
SPECIAL DISTRICT AND OTH AGENCIES	22,583,984	13,583,050	174,303,220	210,470,254	205,414,797	5,055,457	210,470,254
TOTAL OTHER FUNDS	22,583,984	25,404,171	826,732,945	874,721,100	835,937,801	38,783,299	874,721,100
TOTAL ALL FUNDS	49,309,656	38,676,595	1,820,228,826	1,908,215,077	1,856,167,212	52,047,865	1,908,215,077

(a) Beginning Fiscal Year 2012-13, excludes Retirement of Long Term Debt and Fixed Assets

**COUNTY OF VENTURA
STATE OF CALIFORNIA
GOVERNMENTAL FUNDS SUMMARY
FOR FISCAL YEAR 2012-13**

COUNTY FUNDS	TOTAL FINANCING SOURCES				TOTAL FINANCING USES			
	FUND BALANCE AVAILABLE JUNE 30, 2012	DECREASES TO OBLIGATED FUND BALANCES	ADDITIONAL FINANCING SOURCES	TOTAL FINANCING SOURCES	FINANCING	USES	INCREASES TO OBLIGATED FUND BALANCES	TOTAL FINANCING USES
	(2)	(3)	(4)	(5)	(6)	(7)	(8)	
GENERAL FUND								
GENERAL FUND 0001	4,678,021	371,526	877,120,068	882,169,615	877,120,068	5,049,547	882,169,615	
TOTAL GENERAL FUND	4,678,021	371,526	877,120,068	882,169,615	877,120,068	5,049,547	882,169,615	
SPECIAL REVENUE FUNDS								
ROAD FUND 1000	20,957,089	1,064,500	25,432,900	47,454,489	39,851,800	7,602,689	47,454,489	
DEPARTMENT OF HUD 1025	(4,523)	4,523	1,585,414	1,585,414	1,585,414	0	1,585,414	
HOME GRANT 1030	0	0	409,418	409,418	409,418	0	409,418	
SHERIFF INMATE SPEC REV 1050	301,107	252,036	2,060,000	2,613,143	2,613,143	0	2,613,143	
VC DEPT CHILD SUPPORT SVCS 1060	0	0	20,209,692	20,209,692	20,209,692	0	20,209,692	
VENTURA COUNTY LIBRARY 1075	78,441	0	8,090,472	8,168,913	8,090,472	78,441	8,168,913	
REDEV OBLIG RETIRE FD ABX126 1100	0	0	0	0	0	0	0	
CO SUCCESSOR HOUSING AGY ABX126 1105	251,678	0	100,000	351,678	351,678	0	351,678	
REVOLVING LOAN FUND 1200	0	0	0	0	0	0	0	
EDA/CDBG REVOLVING LOAN FUND 1222	0	0	0	0	0	0	0	
FISH & GAME 1300	10,879	3,600	48,400	62,879	48,400	14,479	62,879	
DOMESTIC VIOLENCE PROGRAM 1325	21,931	0	154,026	175,957	154,026	21,931	175,957	
SPAY/NEUTER PROGRAM 1350	9,670	607	35,000	45,277	35,000	10,277	45,277	
WORKFORCE DEVELOPMENT 1380	0	0	7,403,752	7,403,752	7,403,752	0	7,403,752	
ENVIRONMENTAL/ENERGY RESOURCES 1425	0	0	0	0	0	0	0	
MENTAL HEALTH SERVICES ACT 1450	(318,096)	11,215,105	36,635,000	47,532,009	47,532,009	0	47,532,009	
STORMWATER UNINCORPORATED 1475	755,583	339,583	1,718,600	2,813,766	2,331,400	482,366	2,813,766	
IHSS PUBLIC AUTHORITY 1690	0	0	12,466,469	12,466,469	12,466,469	0	12,466,469	
TOTAL SPECIAL REVENUE FUNDS	22,063,759	12,879,954	116,349,143	151,292,856	143,082,673	8,210,183	151,292,856	
PERMANENT FUNDS								
GEORGE D. LYON BOOK FUND 1980	(18,844)	18,844	6,370	6,370	6,370	0	6,370	
TOTAL PERMANENT FUND	(18,844)	18,844	6,370	6,370	6,370	0	6,370	
DEBT SERVICE FUNDS								
POB DEBT SERVICE 0003	0	0	0	0	0	0	0	
TOTAL DEBT SERVICE FUND	0	0	0	0	0	0	0	
CAPITAL PROJECTS FUNDS								
JUVENILE JUSTICE COMPLEX 4330	0	0	0	0	0	0	0	
COURTS JUV JUSTICE 4332	0	0	0	0	0	0	0	
SANTA ROSA RD ASSESSMENT DIST 4333	2,736	2,100	20,300	25,136	20,300	4,836	25,136	
TOTAL CAPITAL PROJECTS FUNDS	2,736	2,100	20,300	25,136	20,300	4,836	25,136	
TOTAL GOVERNMENTAL FUNDS	26,725,672	13,272,424	993,495,881	1,033,493,977	1,020,229,411	13,264,566	1,033,493,977	
APPROPRIATION LIMIT	1,138,356,959							
APPROPRIATIONS SUBJECT TO LIMIT	274,321,631							

**COUNTY OF VENTURA
STATE OF CALIFORNIA
FUND BALANCE - GOVERNMENT FUNDS**

FOR FISCAL YEAR 2012-13

Actual ●
Estimated

FUND NAME		TOTAL FUND BALANCE JUNE 30, 2012	LESS: OBLIGATED FUND BALANCE			FUND BALANCE AVAILABLE JUNE 30, 2012
			ENCUMBRANCES	NONSPENDABLE/ RESTRICTED COMMITTED	ASSIGNED	
1		2	3	4	5	6
GENERAL FUND						
GENERAL FUND	0001	139,689,283	13,614,937	19,864,111	101,532,214	4,678,021
TOTAL GENERAL FUND		139,689,283	13,614,937	19,864,111	101,532,214	4,678,021
SPECIAL REVENUE FUNDS						
ROAD FUND	1000	37,892,933	3,147,261	12,637,242	1,151,341	20,957,089
DEPARTMENT OF HUD	1025	35,000	0	39,523	0	(4,523)
HOME GRANT	1030	0	0	0	0	0
SHERIFF INMATE SPEC REV	1050	1,648,286	6	1,347,173	0	301,107
VC DEPT CHILD SUPPORT SVCS	1060	466	466	0	0	0
VENTURA COUNTY LIBRARY	1075	3,817,414	26,045	0	3,712,928	78,441
REDEV OBLIG RETIRE FD ABX126	1100	0	0	0	0	0
CO SUCCESSOR HOUSING AGY ABX126	1105	251,678	0	0	0	251,678
REVOLVING LOAN FUND	1200	0	0	0	0	0
EDA/CDBG REVOLVING LOAN FUND	1222	0	0	0	0	0
FISH & GAME	1300	15,750	0	4,871	0	10,879
DOMESTIC VIOLENCE PROGRAM	1325	57,977	88	35,958	0	21,931
SPAY/NEUTER PROGRAM	1350	27,388	0	17,718	0	9,670
WORKFORCE DEVELOPMENT	1380	367,728	367,728	0	0	0
ENVIRONMENTAL/ENERGY RESOURCES	1425	0	0	0	0	0
MENTAL HEALTH SERVICES ACT	1450	42,789,258	4,283,603	38,823,751	0	(318,096)
STORMWATER UNINCORPORATED	1475	1,838,443	291,505	0	791,355	755,583
IHSS PUBLIC AUTHORITY	1690	0	0	0	0	0
TOTAL SPECIAL REVENUE FUNDS		88,742,321	8,116,702	52,906,236	5,655,624	22,063,759
PERMANENT FUNDS						
GEORGE D. LYON BOOK FUND	1980	1,132,906	0	1,151,750	0	(18,844)
TOTAL PERMANENT FUNDS		1,132,906	0	1,151,750	0	(18,844)
CAPITAL PROJECT FUNDS						
JUVENILE JUSTICE COMPLEX	4330	0	0	0	0	0
COURTS JUV JUSTICE	4332	0	0	0	0	0
SANTA ROSA RD ASSESSMENT DIST	4333	5,037	0	2,301	0	2,736
TOTAL CAPITAL PROJECT FUNDS		5,037	0	2,301	0	2,736
TOTAL GOVERNMENTAL FUNDS		229,569,547	21,731,639	73,924,398	107,187,838	26,725,672

**COUNTY OF VENTURA
STATE OF CALIFORNIA
OBLIGATED FUND BALANCES - BY GOVERNMENTAL FUNDS
FOR FISCAL YEAR 2012-13**

Encumbrances not included

FUND NAME AND FUND BALANCE DESCRIPTIONS	OBLIGATED FUND BALANCES JUNE 30, 2012	DECREASES OR CANCELLATIONS		INCREASE OR NEW OBL FUND BALANCE		TOTAL OBLIGATED FUND BALANCES FOR THE BUDGET YEAR	FUND
		RECOMMENDED	ADOPTED BY THE BOARD OF SUPERVISORS	RECOMMENDED	ADOPTED BY THE BOARD OF SUPERVISORS		
1	2	3	4	5	6	7	
GENERAL FUND							
GENERAL FUND							
NON-SP LT LOANS/NOTES RECV	518,720					518,720	0001
RESTRICTED-GENERAL GOVT	0						0001
RESTRICTED-HEALTH CARE	10,345,391			371,526	371,526	10,716,917	0001
RESTRICTED-GENERAL RESERVE	9,000,000					9,000,000	0001
ASGND-GENERAL GOVT	0						0001
ASGND-PUBLIC PROTECTION	0						0001
ASGND-LITIGATION	369,746					369,746	0001
ASGND-EFFICIENT VENTURA COUNTY	222,444					222,444	0001
ASGND-HOMELESS PROG/STUDY	2,403,480					2,403,480	0001
ASGND-ATTRITION MITIGATION	4,090,000			910,000	910,000	5,000,000	0001
ASGND-AUDIT DISALLOWANCE	1,000,000					1,000,000	0001
UNASSIGNED (ASGND-FUTR YRS FIN)	93,446,544	371,526	371,526	3,768,021	3,768,021	96,843,039	0001
TOTAL GENERAL FUND	121,396,325	371,526	371,526	5,049,547	5,049,547	126,074,346	
TOTAL GENERAL FUND	121,396,325	371,526	371,526	5,049,547	5,049,547	126,074,346	
SPECIAL REVENUE FUNDS							
ROAD FUND							
RESTRICTED-PUB WAYS & FACILITIES	12,637,242	1,064,500	1,064,500	7,594,717	7,594,717	19,167,459	1000
ASGND-PUBLIC WAYS & FACILITIES	1,151,341			7,972	7,972	1,159,313	1000
TOTAL ROAD FUND	13,788,583	1,064,500	1,064,500	7,602,689	7,602,689	20,326,772	
DEPARTMENT OF HUD							
RESTRICTED-PUBLIC ASSISTANCE	39,523	4,523	4,523			35,000	1025
TOTAL DEPARTMENT OF HUD	39,523	4,523	4,523	0	0	35,000	
HOME GRANT							
RESTRICTED-PUBLIC ASSISTANCE	0						1030
TOTAL HOME GRANT	0	0	0	0	0	0	
SHERIFF INMATE SPEC REV							
NON-SP INVTY/PREPAID ACCT	56,358					56,358	1050
RESTRICTED-PUBLIC PROTECTION	1,290,815	252,036	252,036			1,038,779	1050
TOTAL SHERIFF INMATE SPEC REV	1,347,173	252,036	252,036	0	0	1,095,137	
VC DEPT CHILD SUPPORT SVCS							
RESTRICTED-PUBLIC PROTECTION	0						1060
TOTAL VC DEPT CHILD SUPPORT SVCS	0	0	0	0	0	0	
VENTURA COUNTY LIBRARY							
ASGND-EDUCATION	3,712,928			78,441	78,441	3,791,369	1075
TOTAL VENTURA COUNTY LIBRARY	3,712,928	0	0	78,441	78,441	3,791,369	
REVOLVING LOAN FUND							
RESTRICTED-PUBLIC ASSISTANCE	0						1200
TOTAL REVOLVING LOAN FUND	0	0	0	0	0	0	

**COUNTY OF VENTURA
STATE OF CALIFORNIA
OBLIGATED FUND BALANCES - BY GOVERNMENTAL FUNDS
FOR FISCAL YEAR 2012-13**

Encumbrances not included

FUND NAME AND FUND BALANCE DESCRIPTIONS	OBLIGATED FUND BALANCES JUNE 30, 2012	DECREASES OR CANCELLATIONS		INCREASE OR NEW OBL FUND BALANCE		TOTAL OBLIGATED FUND BALANCES FOR THE BUDGET YEAR	FUND
		RECOMMENDED	ADOPTED BY THE BOARD OF SUPERVISORS	RECOMMENDED	ADOPTED BY THE BOARD OF SUPERVISORS		
1	2	3	4	5	6	7	
SPECIAL REVENUE FUNDS							
EDA/CDBG REVOLVING LOAN FUND							
RESTRICTED-PUBLIC ASSISTANCE	0						1222
TOTAL EDA/CDBG REVOLVING LOAN FUND	0	0	0	0	0	0	
FISH & GAME							
RESTRICTED-PUBLIC PROTECTION	4,871	3,600	3,600	14,479	14,479	15,750	1300
TOTAL FISH & GAME	4,871	3,600	3,600	14,479	14,479	15,750	
DOMESTIC VIOLENCE PROGRAM							
RESTRICTED-PUBLIC ASSISTANCE	35,958			21,931	21,931	57,889	1325
TOTAL DOMESTIC VIOLENCE PROGRAM	35,958	0	0	21,931	21,931	57,889	
SPAY/NEUTER PROGRAM							
RESTRICTED-PUBLIC PROTECTION	17,718	607	607	10,277	10,277	27,388	1350
TOTAL SPAY/NEUTER PROGRAM	17,718	607	607	10,277	10,277	27,388	
WORKFORCE DEVELOPMENT							
RESTRICTED-PUBLIC ASSISTANCE	0						1380
TOTAL WORKFORCE DEVELOPMENT	0	0	0	0	0	0	
MENTAL HEALTH SERVICES ACT							
RESTRICTED-HEALTH & SANITATION	29,484,318	11,215,105	11,215,105			18,269,213	1450
RESTRICTED-CAPITAL PROJECTS	9,339,433					9,339,433	1450
TOTAL MENTAL HEALTH SERVICES ACT	38,823,751	11,215,105	11,215,105	0	0	27,608,646	
STORMWATER UNINCORPORATED							
ASGND-PUBLIC PROTECTION	791,355	339,583	339,583	482,366	482,366	934,138	1475
TOTAL STORMWATER UNINCORPORATED	791,355	339,583	339,583	482,366	482,366	934,138	
IHSS PUBLIC AUTHORITY							
RESTRICTED-PUBLIC ASSISTANCE	0						1690
TOTAL IHSS PUBLIC AUTHORITY	0	0	0	0	0	0	
TOTAL SPECIAL REVENUE FUNDS	58,561,860	12,879,954	12,879,954	8,210,183	8,210,183	53,892,089	
PERMANENT FUNDS							
GEORGE D. LYON BOOK FUND							
NON-SP PERM FUND PRINCIPAL	1,132,906					1,132,906	1980
RESTRICTED-EDUCATION	18,844	18,844	18,844				1980
TOTAL GEORGE D. LYON BOOK FUND	1,151,750	18,844	18,844	0	0	1,132,906	
TOTAL PERMANENT FUNDS	1,151,750	18,844	18,844	0	0	1,132,906	

**COUNTY OF VENTURA
STATE OF CALIFORNIA
OBLIGATED FUND BALANCES - BY GOVERNMENTAL FUNDS
FOR FISCAL YEAR 2012-13**

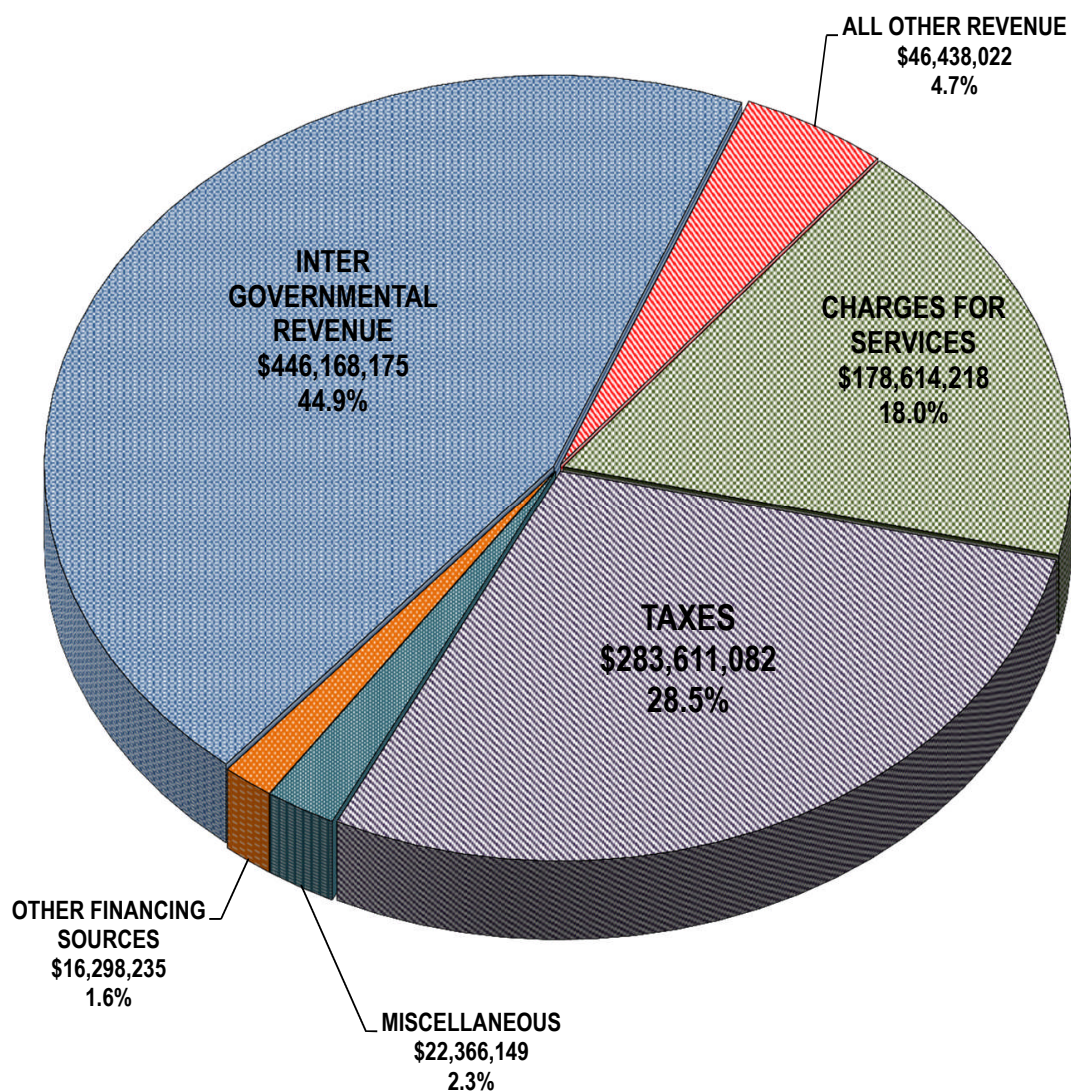
Encumbrances not included

FUND NAME AND FUND BALANCE DESCRIPTIONS	OBLIGATED FUND BALANCES JUNE 30, 2012	DECREASES OR CANCELLATIONS		INCREASE OR NEW OBL FUND BALANCE		TOTAL OBLIGATED FUND BALANCES FOR THE BUDGET YEAR	FUND
		RECOMMENDED	ADOPTED BY THE BOARD OF SUPERVISORS	RECOMMENDED	ADOPTED BY THE BOARD OF SUPERVISORS		
1	2	3	4	5	6	7	
CAPITAL PROJECT FUNDS							
SANTA ROSA RD ASSESSMENT DIST							
COMMITTED-PUB WAYS & FACILITIES	2,301	2,100	2,100	4,836	4,836	5,037	4333
TOTAL SANTA ROSA RD ASSESSMENT DI	2,301	2,100	2,100	4,836	4,836	5,037	
TOTAL CAPITAL PROJECT FUNDS	2,301	2,100	2,100	4,836	4,836	5,037	
TOTAL GOVERNMENTAL FUNDS	181,112,236	13,272,424	13,272,424	13,264,566	13,264,566	181,104,378	



COUNTY OF VENTURA
SUMMARY OF AVAILABLE FINANCING SOURCES
GOVERNMENTAL FUNDS
FISCAL YEAR 2012-13

\$993,495,881



SUMMARY OF ADDITIONAL FINANCING SOURCES BY SOURCE AND FUND
GOVERNMENTAL FUNDS
FOR FISCAL YEAR 2012-13

DESCRIPTION	2010-11 ACTUAL	2011-12 Actual Estimated	2012-13 RECOMMENDED	2012-13 ADOPTED BY THE BOARD OF SUPERVISORS
1	2	3	4	5
SUMMARIZATION BY SOURCE				
TAXES	278,966,693	279,075,217	283,611,082	283,611,082
LICENSES, PERMITS AND FRANCHISES	18,400,305	18,924,639	20,336,258	20,336,258
FINES, FORFEITURES AND PENALTY	19,236,523	20,455,437	22,478,173	22,478,173
REV-USE OF MONEY AND PROPERTY	3,190,507	2,885,058	3,633,616	3,623,591
INTERGOVERNMENTAL REVENUE	475,088,367	450,407,877	447,112,853	446,168,175
CHARGES FOR SERVICES	168,192,564	159,355,447	178,331,618	178,614,218
MISCELLANEOUS REVENUES	20,525,794	21,590,633	23,066,149	22,366,149
OTHER FINANCING SOURCES	14,893,621	18,814,548	16,601,226	16,298,235
RESIDUAL EQUITY TRANSFERS	0	0	0	0
TOTAL SUMMARIZATION BY SOURCE	998,494,375	971,508,855	995,170,975	993,495,881
SUMMARIZATION BY FUND				
GENERAL FUND	850,209,070	857,048,689	876,837,468	877,120,068
POB DEBT SERVICE	0	0	0	0
ROAD FUND	29,227,858	25,489,006	25,432,900	25,432,900
DEPARTMENT OF HUD	3,320,955	2,466,350	1,585,414	1,585,414
HOME GRANT	1,364,654	2,221,569	409,418	409,418
SHERIFF INMATE	1,548,769	1,744,620	2,060,000	2,060,000
VC CHILD SUPPORT SERVICES	20,058,550	20,294,294	20,664,613	20,209,692
VENTURA COUNTY LIBRARY	9,978,834	8,283,693	8,090,472	8,090,472
REDEV OBLIG RETIRE FD ABX126	0	370,888	802,773	0
CO SUCCESSOR HOUSING AGY ABX126	0	251,678	800,000	100,000
REVOLVING LOAN FUND	110,418	0	0	0
EDA/CDBG REVOLVING LOAN FUND	25,248	0	0	0
FISH AND GAME	5,984	20,946	48,400	48,400
DOMESTIC VIOLENCE PROGRAM	157,971	156,119	154,026	154,026
SPAY/NEUTER PROGRAM	27,534	19,230	35,000	35,000
WORKFORCE DEVELOPMENT DIVISION	10,449,331	7,168,877	7,403,752	7,403,752
MENTAL HEALTH SERVICES ACT	59,217,296	32,119,006	36,635,000	36,635,000
STORMWATER UNINCORPORATED	1,592,579	1,765,421	1,718,600	1,718,600
IHSS PUBLIC AUTHORITY	11,172,425	12,065,469	12,466,469	12,466,469
GEORGE D. LYON BOOK FUND	11,441	7,539	6,370	6,370
JUVENILE JUSTICE COMPLEX	0	0	0	0
COURTS JUV JUSTICE	0	0	0	0
SANTA ROSA ROAD ASSESSMENT DIST	15,459	15,461	20,300	20,300
TOTAL SUMMARIZATION BY FUND	998,494,375	971,508,855	995,170,975	993,495,881



**COUNTY OF VENTURA
STATE OF CALIFORNIA**
DETAIL OF ADDITIONAL FINANCING SOURCES BY FUND AND ACCOUNT
GOVERNMENTAL FUNDS
FOR FISCAL YEAR 2012-13

FUND	FINANCING SOURCE CATEGORY	FINANCING SOURCE ACCOUNT	2010-11 ACTUAL	2011-12 Actual Estimated	2012-13 RECOMMENDED	2012-13 ADOPTED BY THE BOARD OF SUPERVISORS
1	2	3	4	5	6	7
GENERAL FUND						
GENERAL FUND 0001						
TAXES						
		PROPERTY TAX-CURR SUPPL 1070 8627	1,504,853	1,398,206	2,500,000	2,500,000
		PROPERTY TAX-PRIOR SUPPL 1070 8647	336,790	220,045	500,000	500,000
		PROPERTY TAX-PRIOR SUPPL 1070 8649	87,544,619	87,543,035	88,900,000	88,900,000
		PROPERTY TAXES-CURR SECUR 1070 8611	164,463,357	164,886,577	166,950,000	166,950,000
		PROPERTY TAXES-CURR UNSEC 1070 8621	5,722,583	5,884,452	6,000,000	6,000,000
		PROPERTY TAXES-PRIOR SECU 1070 8631	55,772	14,855	0	0
		PROPERTY TAXES-PRIOR UNSE 1070 8641	124,523	222,542	200,000	200,000
		SALES AND USE TAXES 1070 8661	5,447,938	6,133,750	5,900,000	5,900,000
		SALES AND USE TAXES 1070 8664	(25,789)	(42,644)	0	0
		SALES AND USE TAXES 1070 8665	1,866,760	1,794,355	2,000,000	2,000,000
		OTHER 1070 8671	3,089,861	3,146,798	3,250,000	3,250,000
		OTHER 1070 8672	229,891	251,151	250,000	250,000
		OTHER 1070 8673	0	2,981	0	0
		TOTAL TAXES	270,361,156	271,456,103	276,450,000	276,450,000
LICENSES, PERMITS & FRANCHISES						
		ANIMAL LICENSES 4600 8711	1,389,117	1,355,303	1,418,845	1,418,845
		BUSINESS LICENSES 4750 8721	2,970,636	3,214,721	3,278,158	3,278,158
		BUSINESS LICENSES 4750 8722	0	0	0	0
		BUSINESS LICENSES 4750 8723	2,483,278	2,372,754	2,462,066	2,462,066
		BUSINESS LICENSES 1070 8724	1,315,933	1,426,812	1,500,000	1,500,000
		CONSTRUCTION PERMITS 4710 8731	1,297,559	1,225,122	1,596,694	1,596,694
		CONSTRUCTION PERMITS 4750 8731	150,682	177,066	138,000	138,000
		ZONING PERMITS 4700 8751	244,600	285,195	312,000	312,000
		ZONING PERMITS 4710 8751	0	0	0	0
		ZONING PERMITS 4750 8751	40,012	50,251	64,000	64,000
		FRANCHISES 1070 8761	3,681,000	3,768,250	4,000,000	4,000,000
		OTHER LICENSES & PERMITS 1930 8771	11,094	8,428	10,000	10,000
		OTHER LICENSES & PERMITS 3040 8771	381,404	396,293	380,000	380,000
		OTHER LICENSES & PERMITS 3400 8771	743,991	734,523	777,398	777,398
		OTHER LICENSES & PERMITS 4000 8771	19,080	23,900	15,000	15,000
		OTHER LICENSES & PERMITS 4700 8771	40,132	12,301	30,000	30,000
		OTHER LICENSES & PERMITS 4710 8771	0	0	0	0
		OTHER LICENSES & PERMITS 4720 8771	0	0	0	0
		OTHER LICENSES & PERMITS 4730 8771	0	0	0	0
		OTHER LICENSES & PERMITS 4750 8771	143,361	136,666	100,000	100,000
		OTHER LICENSES & PERMITS 4760 8771	43,804	41,678	22,000	22,000

**COUNTY OF VENTURA
STATE OF CALIFORNIA**
DETAIL OF ADDITIONAL FINANCING SOURCES BY FUND AND ACCOUNT
GOVERNMENTAL FUNDS
FOR FISCAL YEAR 2012-13

FUND	FINANCING SOURCE CATEGORY	FINANCING SOURCE ACCOUNT	2010-11 ACTUAL	2011-12 Actual • Estimated	2012-13 RECOMMENDED	2012-13 ADOPTED BY THE BOARD OF SUPERVISORS
1	2	3	4	5	6	7
GENERAL FUND						
GENERAL FUND 0001						
LICENSES, PERMITS & FRANCHISES						
		OTHER LICENSES & PERMITS 5090 8771	57,491	35,443	60,000	60,000
		OTHER LICENSES & PERMITS 4720 8773	0	0	0	0
		OTHER LICENSES & PERMITS 4760 8773	447,895	448,434	450,000	450,000
		OTHER LICENSES & PERMITS 4720 8774	0	0	0	0
		OTHER LICENSES & PERMITS 4750 8774	1,580,449	1,863,573	1,920,069	1,920,069
		OTHER LICENSES & PERMITS 4760 8774	231,640	260,652	275,000	275,000
		OTHER LICENSES & PERMITS 4700 8775	493,321	448,651	782,711	782,711
		OTHER LICENSES & PERMITS 4710 8775	102,510	112,962	271,012	271,012
		OTHER LICENSES & PERMITS 4760 8775	48,531	43,721	28,905	28,905
		OTHER LICENSES & PERMITS 3040 8776	4,455	4,613	4,400	4,400
		TOTAL LICENSES, PERMITS & FRANCHISES	17,921,975	18,447,310	19,896,258	19,896,258
FINES, FORFEITURES & PENALTY						
		VEHICLE CODE FINES 3700 8811	67,328	67,198	100,000	100,000
		VEHICLE CODE FINES 4000 8811	151,691	147,749	135,800	135,800
		VEHICLE CODE FINES 5150 8811	166,316	331,143	298,000	298,000
		VEHICLE CODE FINES 5160 8811	0	423,000	0	0
		VEHICLE CODE FINES 5150 8812	0	0	0	0
		VEHICLE CODE FINES 3700 8813	1,016,470	936,558	1,150,000	1,150,000
		VEHICLE CODE FINES 5150 8813	0	0	0	0
		OTHER COURT FINES 3700 8821	1,362,813	1,311,792	1,600,000	1,600,000
		OTHER COURT FINES 4000 8821	352,035	425,192	461,000	461,000
		OTHER COURT FINES 4050 8821	64,998	66,369	68,670	68,670
		OTHER COURT FINES 5100 8821	44,107	41,662	36,000	36,000
		OTHER COURT FINES 5150 8821	160,177	496,695	160,000	160,000
		OTHER COURT FINES 5090 8823	2,525,170	1,800,575	2,713,654	2,713,654
		FORFEITURES AND PENALTIES 1010 8831	400	0	0	0
		FORFEITURES AND PENALTIES 1050 8831	0	0	0	0
		FORFEITURES AND PENALTIES 1070 8831	229,603	295,115	250,000	250,000
		FORFEITURES AND PENALTIES 1075 8831	2,926,081	2,972,210	2,926,705	2,926,705
		FORFEITURES AND PENALTIES 3400 8831	176,933	170,096	217,169	217,169
		FORFEITURES AND PENALTIES 3700 8831	1,644,721	1,579,071	1,830,000	1,830,000
		FORFEITURES AND PENALTIES 3820 8831	14,294	14,530	14,549	14,549
		FORFEITURES AND PENALTIES 4000 8831	562,396	666,046	526,600	526,600
		FORFEITURES AND PENALTIES 4600 8831	2,440	3,268	10,000	10,000
		FORFEITURES AND PENALTIES 4700 8831	0	0	0	0
		FORFEITURES AND PENALTIES 4710 8831	0	0	0	0

**COUNTY OF VENTURA
STATE OF CALIFORNIA**
DETAIL OF ADDITIONAL FINANCING SOURCES BY FUND AND ACCOUNT
GOVERNMENTAL FUNDS
FOR FISCAL YEAR 2012-13

FUND	FINANCING SOURCE CATEGORY	FINANCING SOURCE ACCOUNT	2010-11 ACTUAL	2011-12 Actual Estimated	2012-13 RECOMMENDED	2012-13 ADOPTED BY THE BOARD OF SUPERVISORS
1	2	3	4	5	6	7
GENERAL FUND						
GENERAL FUND 0001						
FINES, FORFEITURES & PENALTY						
		FORFEITURES AND PENALTIES 4720 8831	0	0	0	0
		FORFEITURES AND PENALTIES 4750 8831	0	0	0	0
		FORFEITURES AND PENALTIES 4760 8831	95,293	90,903	55,000	55,000
		FORFEITURES AND PENALTIES 5090 8831	133,911	151,792	120,000	120,000
		PENALTIES/COSTS-DEL TAXES 1070 8841	0	0	0	0
		PENALTIES/COSTS-DEL TAXES 1900 8841	519,000	486,590	520,000	520,000
		PENALTIES/COSTS-DEL TAXES 4750 8841	4,796	4,841	6,000	6,000
		PENALTIES/COSTS-DEL TAXES 1070 8842	6,742,155	7,703,369	9,000,000	9,000,000
		TOTAL FINES, FORFEITURES & PENALTY	18,963,128	20,185,764	22,199,147	22,199,147
REV- USE OF MONEY & PROPERTY						
		INTEREST 1070 8911	(18,129)	0	0	0
		INTEREST 1080 8911	130,900	73,290	316,000	316,000
		INTEREST 1300 8911	0	0	0	0
		INTEREST 1510 8911	0	543	0	0
		INTEREST 1930 8911	51,387	32,441	45,000	45,000
		INTEREST 3010 8911	0	21,895	0	0
		INTEREST 3400 8911	1,146	57,103	3,057	3,057
		INTEREST 3600 8911	0	2,223	0	0
		INTEREST 4000 8911	8,264	7,127	0	0
		INTEREST 4050 8911	19,367	13,244	50,000	50,000
		INTEREST 4200 8911	0	1,726	97,246	97,246
		INTEREST 4630 8911	0	0	500	500
		INTEREST 4750 8911	2,715	762	3,000	3,000
		INTEREST 5060 8911	0	0	0	0
		INTEREST 5130 8911	117,825	0	250,000	250,000
		INTEREST 5150 8911	120,000	0	120,000	120,000
		INTEREST 6100 8911	0	8,508	0	0
		INTEREST 1040 8915	0	17	0	0
		INTEREST 1070 8915	1,164,770	1,154,122	1,100,000	1,100,000
		RENTS AND CONCESSIONS 1010 8931	572,658	665,080	697,629	697,629
		RENTS AND CONCESSIONS 1050 8931	0	0	0	0
		RENTS AND CONCESSIONS 1075 8931	0	0	0	0
		RENTS AND CONCESSIONS 6170 8931	0	0	2,714	2,714
		ROYALTIES 6170 8958	0	0	65,000	65,000
		TOTAL REV- USE OF MONEY & PROPERTY	2,170,903	2,038,079	2,750,146	2,750,146
INTERGOVERNMENTAL REVENUE						
		INTER GOVT REV P.Y. 1070 9009	1,457,399	0	0	0

**COUNTY OF VENTURA
STATE OF CALIFORNIA**
DETAIL OF ADDITIONAL FINANCING SOURCES BY FUND AND ACCOUNT
GOVERNMENTAL FUNDS
FOR FISCAL YEAR 2012-13

FUND	FINANCING SOURCE CATEGORY	FINANCING SOURCE ACCOUNT	2010-11 ACTUAL	2011-12 Actual Estimated	2012-13 RECOMMENDED	2012-13 ADOPTED BY THE BOARD OF SUPERVISORS
1	2	3	4	5	6	7
GENERAL FUND						
GENERAL FUND 0001						
INTERGOVERNMENTAL REVENUE						
		INTER GOVT REV P.Y.	5150 9009	12,968	19,718	0 0
		STATE-MTR VEH IN-LIEU TX	1070 9031	0	348,078	0 0
		STATE-MTR VEH IN-LIEU TX	5600 9031	0	0	0 0
		STATE-MTR VEH IN-LIEU TX	1010 9032	17,261,456	14,088,897	19,482,981 19,482,981
		STATE-MTR VEH IN-LIEU TX	1010 9034	150,019	150,019	150,019 150,019
		STATE-MTR VEH IN-LIEU TX	4750 9035	70,388	77,268	80,000 80,000
		STATE-MTR VEH IN-LIEU TX	5100 9035	3,255,434	3,477,059	3,600,000 3,600,000
		STATE-MTR VEH IN-LIEU TX	5130 9035	4,360,200	150,019	0 0
		STATE-MTR VEH IN-LIEU TX	5600 9035	0	4,873,872	4,800,000 4,800,000
		STATE-MTR VEH IN-LIEU TX	1010 9036	(7,686,022)	(3,845,144)	(8,480,000) (8,480,000)
		STATE-PUBLIC ASSIST ADMIN	5300 9061	20,260,140	14,906,208	10,200,000 10,200,000
		STATE-PUBLIC ASSIST ADMIN	5360 9061	0	0	0 0
		STATE-PUBLIC ASSIST ADMIN	5600 9061	29,387,409	13,096,203	17,770,000 17,770,000
		STATE-AID FOR PUBL ASSIST	5700 9071	327,390	363,898	373,917 373,917
		STATE-AID FOR PUBL ASSIST	4200 9074	179,379	258,335	232,492 232,492
		STATE-AID FOR PUBL ASSIST	4630 9074	33,185	910	0 0
		STATE-AID FOR PUBL ASSIST	5300 9074	2,471,564	2,426,590	1,263,068 1,263,068
		STATE-AID FOR PUBL ASSIST	5300 9075	0	8,674,640	10,000,000 10,000,000
		STATE-AID FOR PUBL ASSIST	5600 9075	0	8,299,612	8,285,000 8,285,000
		STATE-AID FOR PUBL ASSIST	5300 9077	0	0	0 0
		STATE-AID FOR PUBL ASSIST	5360 9077	0	0	0 0
		STATE-AID FOR PUBL ASSIST	5600 9077	0	0	3,090,000 3,090,000
		STATE-AID FOR PUBL ASSIST	3400 9078	676,823	745,633	763,000 763,000
		STATE-AID FOR PUBL ASSIST	3600 9078	290,067	319,557	327,000 327,000
		STATE-AID FOR PUBL ASSIST	3800 9078	96,689	106,519	109,000 109,000
		STATE-AID FOR PUBL ASSIST	4200 9078	618,809	681,135	697,000 697,000
		STATE-AID FOR PUBL ASSIST	5120 9078	908,876	1,000,692	1,024,000 1,024,000
		STATE-AID FOR PUBL ASSIST	5300 9078	0	0	0 0
		STATE-AID FOR PUBL ASSIST	5360 9078	0	0	0 0
		STATE-AID FOR PUBL ASSIST	5600 9078	8,072,007	17,666,188	9,762,000 9,762,000
		STATE HEALTH ADMIN	5100 9081	0	0	0 0
		STATE HEALTH ADMIN	5150 9081	448,845	0	448,850 448,850
		STATE HEALTH ADMIN	5300 9081	12,786,531	11,420,358	13,000,000 13,000,000
		STATE AID-CALIF CHILDREN	5120 9091	3,298,247	3,271,497	3,573,519 3,573,519
		STATE AID-CEREBRAL PALSY	4000 9109	(1,176)	0	0 0
		STATE AID-MENTAL HEALTH	1930 9111	220,700	320,700	320,700 320,700

**COUNTY OF VENTURA
STATE OF CALIFORNIA**
DETAIL OF ADDITIONAL FINANCING SOURCES BY FUND AND ACCOUNT
GOVERNMENTAL FUNDS
FOR FISCAL YEAR 2012-13

FUND	FINANCING SOURCE CATEGORY	FINANCING SOURCE ACCOUNT	2010-11 ACTUAL	2011-12 Actual Estimated	2012-13 RECOMMENDED	2012-13 ADOPTED BY THE BOARD OF SUPERVISORS
1	2	3	4	5	6	7
GENERAL FUND						
GENERAL FUND 0001						
INTERGOVERNMENTAL REVENUE						
		STATE AID-MENTAL HEALTH	5130 9111	4,596,361	9,712,652	7,860,292
		STATE AID-MENTAL HEALTH	5130 9112	10,839,800	15,326,114	15,850,001
		STATE AID-MENTAL HEALTH	5150 9113	0	2,914,501	0
		OTHER STATE AID-HEALTH	5010 9132	(2)	0	0
		OTHER STATE AID-HEALTH	5080 9132	587,738	814,240	956,347
		OTHER STATE AID-HEALTH	5090 9132	0	88,384	0
		OTHER STATE AID-HEALTH	5100 9132	1,159,318	1,039,763	1,005,568
		OTHER STATE AID-HEALTH	5120 9132	566,432	481,243	514,512
		OTHER STATE AID-HEALTH	5130 9132	674,399	674,399	674,400
		OTHER STATE AID-HEALTH	5150 9132	1,601,766	808,142	1,399,250
		OTHER STATE AID-HEALTH	5100 9135	0	0	0
		OTHER STATE AID-HEALTH	5150 9135	0	1,642,500	1,642,500
		STATE AID-AGRICULTURE	4500 9141	6,600	0	6,600
		STATE AID-CORRECTIONS	4050 9171	165,120	171,032	175,000
		STATE AID-CORRECTIONS	4200 9171	1,877,816	2,626,088	3,883,432
		STATE AID-DISASTERS	1050 9191	111,350	(127,438)	0
		STATE AID-DISASTERS	4000 9191	6,680	0	0
		STATE AID-DISASTERS	4600 9191	4,460	0	0
		STATE AID-VETERANS AFFRS	5300 9201	55,538	90,002	100,000
		H/O PROP TAX RELIEF	1070 9211	1,707,022	1,683,523	1,700,000
		STATE - OTHER	1070 9242	0	0	0
		STATE - OTHER	1070 9243	97	1,228	0
		STATE - OTHER	3400 9244	197,568	252,750	233,892
		STATE - OTHER	4000 9244	100,819	155,015	100,000
		STATE - OTHER	4050 9244	175,526	214,565	0
		STATE - OTHER	1040 9246	2,189	0	0
		STATE - OTHER	1510 9246	41,861	38,417	0
		STATE - OTHER	1900 9246	59	0	0
		STATE - OTHER	3010 9246	638,058	0	0
		STATE - OTHER	3400 9246	971,274	1,065,983	900,300
		STATE - OTHER	3600 9246	19,518	28,222	0
		STATE - OTHER	4000 9246	306,536	162,383	0
		STATE - OTHER	4200 9246	27,642	0	0
		STATE - OTHER	4500 9246	296	0	0
		STATE - OTHER	4600 9246	59	0	0
		STATE - OTHER	4730 9246	1,716	0	0
		STATE - OTHER	5100 9246	177	0	0

**COUNTY OF VENTURA
STATE OF CALIFORNIA**
DETAIL OF ADDITIONAL FINANCING SOURCES BY FUND AND ACCOUNT
GOVERNMENTAL FUNDS
FOR FISCAL YEAR 2012-13

FUND	FINANCING SOURCE CATEGORY	FINANCING SOURCE ACCOUNT	2010-11 ACTUAL	2011-12 Actual • Estimated	2012-13 RECOMMENDED	2012-13 ADOPTED BY THE BOARD OF SUPERVISORS
1	2	3	4	5	6	7
GENERAL FUND						
GENERAL FUND 0001						
INTERGOVERNMENTAL REVENUE						
		STATE - OTHER	5130 9246	1,880,844	0	0
		STATE - OTHER	5700 9246	237	0	0
		STATE - OTHER	1010 9247	0	11,138	0
		STATE - OTHER	1020 9247	60,000	(149,848)	80,000
		STATE - OTHER	1040 9247	13,675	87,859	423,000
		STATE - OTHER	1050 9247	118,298	0	0
		STATE - OTHER	3010 9247	0	0	0
		STATE - OTHER	3400 9247	2,037,275	2,540,052	2,462,240
		STATE - OTHER	3600 9247	0	0	0
		STATE - OTHER	4000 9247	2,130,119	1,517,034	526,909
		STATE - OTHER	4050 9247	95,190	83,298	99,985
		STATE - OTHER	4200 9247	3,086,030	2,428,020	2,741,260
		STATE - OTHER	4500 9247	2,366,565	2,235,066	2,443,740
		STATE - OTHER	4700 9247	183,343	107,250	228,036
		STATE - OTHER	4720 9247	0	0	0
		STATE - OTHER	4750 9247	99,945	117,494	241,000
		STATE - OTHER	4760 9247	25,000	16,163	22,000
		STATE - OTHER	5010 9247	2	0	0
		STATE - OTHER	5060 9247	0	0	0
		STATE - OTHER	5100 9247	133,925	179,794	60,000
		STATE - OTHER	5130 9247	0	0	0
		STATE - OTHER	5150 9247	1,056,542	847,988	1,075,301
		STATE - OTHER	5160 9247	45,059	44,586	38,355
		STATE - OTHER	5300 9247	0	0	0
		STATE - OTHER	5700 9247	0	0	0
		STATE - OTHER	6100 9247	0	0	0
		STATE - OTHER	6170 9247	44,458	44,377	59,235
		STATE - OTHER	5010 9248	0	0	0
		STATE - OTHER	5060 9248	0	0	0
		STATE - OTHER	1010 9249	1,950,135	1,910,103	2,014,451
		STATE - OTHER	1050 9249	0	0	0
		STATE - OTHER	3400 9249	5,178,154	5,443,597	5,740,979
		STATE - OTHER	3600 9249	2,022,284	2,125,951	2,242,090
		STATE - OTHER	4000 9249	18,237,167	19,172,043	20,219,405
		STATE - OTHER	4050 9249	18,737,569	19,698,097	20,774,197
		STATE - OTHER	4200 9249	5,374,691	5,650,209	5,958,878
		STATE - OTHER	3400 9251	232,928	188,430	68,846

**COUNTY OF VENTURA
STATE OF CALIFORNIA**
DETAIL OF ADDITIONAL FINANCING SOURCES BY FUND AND ACCOUNT
GOVERNMENTAL FUNDS
FOR FISCAL YEAR 2012-13

FUND	FINANCING SOURCE CATEGORY	FINANCING SOURCE ACCOUNT	2010-11 ACTUAL	2011-12 Actual Estimated	2012-13 RECOMMENDED	2012-13 ADOPTED BY THE BOARD OF SUPERVISORS	
1	2	3	4	5	6	7	
GENERAL FUND							
GENERAL FUND 0001							
INTERGOVERNMENTAL REVENUE							
		STATE - OTHER	3600 9251	34,488	27,924	0	0
		STATE - OTHER	4200 9251	1,674,225	1,809,339	1,873,871	1,873,871
		STATE - OTHER	4000 9255	317,243	179,405	0	0
		STATE - OTHER	4200 9255	584,602	488,900	100,000	100,000
		STATE - OTHER	5150 9255	303,462	41,070	25,750	25,750
		STATE - OTHER	3400 9256	0	210,637	38,337	38,337
		STATE - OTHER	3600 9256	0	155,714	233,977	233,977
		STATE - OTHER	4050 9256	0	11,475,377	1,952,392	1,952,392
		STATE - OTHER	4200 9256	0	1,554,940	2,140,313	2,140,313
		STATE - OTHER	5130 9256	0	437,000	0	0
		STATE - OTHER	5150 9256	0	90,000	0	0
		STATE - OTHER	4200 9257	0	250,000	0	0
		STATE - OTHER	5100 9259	0	0	0	0
		FEDERAL PUBLIC ASSIST ADM	5300 9261	48,660,005	48,584,412	52,247,932	52,247,932
		FEDERAL PUBLIC ASSIST ADM	5360 9261	0	0	0	0
		FEDERAL PUBLIC ASSIST ADM	5600 9261	31,912,690	22,438,768	20,000,000	20,000,000
		FEDERAL AID-PUBLIC ASSIST	5700 9271	3,742,315	3,034,366	3,189,304	3,189,304
		FEDERAL AID-PUBLIC ASSIST	4200 9273	3,465,672	3,468,437	4,141,375	4,141,375
		FEDERAL AID-PUBLIC ASSIST	5300 9273	0	0	0	0
		FEDERAL AID-PUBLIC ASSIST	5360 9273	0	0	0	0
		FEDERAL AID-PUBLIC ASSIST	5600 9273	0	0	8,440,000	8,440,000
		FEDERAL AID-PUBLIC ASSIST	1040 9275	0	0	0	0
		FEDERAL AID-PUBLIC ASSIST	3400 9275	0	0	16,036	16,036
		FEDERAL AID-PUBLIC ASSIST	4000 9275	1,103,650	595,630	248,000	248,000
		FEDERAL AID-PUBLIC ASSIST	4200 9275	344,927	590,800	512,141	512,141
		FEDERAL AID-PUBLIC ASSIST	5150 9275	108,030	49,793	45,500	45,500
		FEDERAL AID-PUBLIC ASSIST	5300 9275	791,023	1,053,503	1,450,000	1,450,000
		FEDERAL AID-PUBLIC ASSIST	5360 9275	0	0	0	0
		FEDERAL AID-PUBLIC ASSIST	5600 9275	0	0	5,000	5,000
		FEDERAL AID-PUBLIC ASSIST	5700 9275	0	280,468	195,133	195,133
		FEDERAL HEALTH ADMIN	5150 9281	4,894,064	4,011,997	4,632,150	4,632,150
		FEDERAL HEALTH ADMIN	5160 9281	0	0	0	0
		FEDERAL HEALTH ADMIN	5300 9281	13,348,113	11,975,660	13,693,500	13,693,500
		FEDERAL AID FOR DISASTER	1020 9301	0	0	0	0
		FEDERAL AID FOR DISASTER	1040 9301	13,817	0	0	0
		FEDERAL AID FOR DISASTER	1050 9301	334,049	(382,314)	0	0
		FEDERAL AID FOR DISASTER	4000 9301	4,215	0	0	0

**COUNTY OF VENTURA
STATE OF CALIFORNIA**
DETAIL OF ADDITIONAL FINANCING SOURCES BY FUND AND ACCOUNT
GOVERNMENTAL FUNDS
FOR FISCAL YEAR 2012-13

FUND	FINANCING SOURCE CATEGORY	FINANCING SOURCE ACCOUNT	2010-11 ACTUAL	2011-12 Actual • Estimated	2012-13 RECOMMENDED	2012-13 ADOPTED BY THE BOARD OF SUPERVISORS
1	2	3	4	5	6	7
GENERAL FUND						
GENERAL FUND 0001						
INTERGOVERNMENTAL REVENUE						
		FEDERAL AID FOR DISASTER	4600 9301	17,840	0	0
		FEDERAL AID FOR DISASTER	6170 9301	(539)	0	0
		FEDERAL AID FOR DISASTER	6900 9301	18,091	0	0
		FEDERAL AID FOR DISASTER	4000 9309	(650)	0	0
		FEDERAL IN-LIEU TAXES	1070 9341	1,371,495	1,403,027	1,300,000
		FEDERAL - OTHER	1020 9351	1,993,695	608,435	1,233,470
		FEDERAL - OTHER	1040 9351	2,426	0	0
		FEDERAL - OTHER	2000 9351	0	14,792	0
		FEDERAL - OTHER	3010 9351	4,961	115,872	0
		FEDERAL - OTHER	3400 9351	882,067	764,830	205,000
		FEDERAL - OTHER	4000 9351	2,916,119	3,097,210	242,853
		FEDERAL - OTHER	4050 9351	335,990	68,066	270,000
		FEDERAL - OTHER	4200 9351	0	0	0
		FEDERAL - OTHER	4500 9351	0	0	0
		FEDERAL - OTHER	4700 9351	0	0	0
		FEDERAL - OTHER	5090 9351	0	959,374	1,348,949
		FEDERAL - OTHER	5100 9351	9,344,809	7,605,668	7,291,549
		FEDERAL - OTHER	5110 9351	5,317,089	4,712,193	4,392,000
		FEDERAL - OTHER	5120 9351	2,170,914	2,672,949	2,673,021
		FEDERAL - OTHER	5130 9351	3,449,433	(1,079,256)	500,000
		FEDERAL - OTHER	5150 9351	156,643	183,693	174,100
		FEDERAL - OTHER	5300 9351	0	0	0
		FEDERAL - OTHER	5700 9351	0	67,657	50,000
		FEDERAL - OTHER	6100 9351	0	0	0
		FEDERAL - OTHER	3400 9352	0	0	0
		FEDERAL - OTHER	1020 9354	0	0	0
		FEDERAL - OTHER	1040 9354	415,134	357,303	305,000
		FEDERAL - OTHER	4630 9354	478,540	409,807	470,000
		FEDERAL - OTHER	4700 9354	0	0	0
		FEDERAL - OTHER	4710 9354	0	0	0
		FEDERAL - OTHER	4760 9354	19,574	(0)	0
		FEDERAL - OTHER	5130 9354	183,147	112,823	80,000
		FEDERAL - OTHER	5300 9354	126,817	126,817	133,000
		FEDERAL - OTHER	6100 9354	0	0	0
		FEDERAL - OTHER	1020 9357	0	932,807	0
		FEDERAL - OTHER	1040 9357	20,695	22,511	3,000
		FEDERAL - OTHER	4000 9357	26,105	8,558	0

**COUNTY OF VENTURA
STATE OF CALIFORNIA**
DETAIL OF ADDITIONAL FINANCING SOURCES BY FUND AND ACCOUNT
GOVERNMENTAL FUNDS
FOR FISCAL YEAR 2012-13

FUND	FINANCING SOURCE CATEGORY	FINANCING SOURCE ACCOUNT	2010-11 ACTUAL	2011-12 Actual Estimated	2012-13 RECOMMENDED	2012-13 ADOPTED BY THE BOARD OF SUPERVISORS
1	2	3	4	5	6	7
GENERAL FUND						
GENERAL FUND 0001						
INTERGOVERNMENTAL REVENUE						
		FEDERAL - OTHER	4050 9357	5,485	0	0
		FEDERAL - OTHER	5100 9357	44,673	0	0
		FEDERAL - OTHER	5110 9357	78,711	14,399	0
		FEDERAL - OTHER	5300 9357	3,256,369	692,890	0
		FEDERAL - OTHER	5600 9357	748,533	(46,506)	0
		FEDERAL - OTHER	5700 9357	0	0	0
		OTHER IN-LIEU TAXES	1070 9363	80,444	33,817	0
		OTHER GOVERNMENTAL AGENC	1020 9372	0	154,006	0
		OTHER GOVERNMENTAL AGENC	1040 9372	118,414	72,047	0
		OTHER GOVERNMENTAL AGENC	3400 9372	1,964,293	1,718,608	2,122,488
		OTHER GOVERNMENTAL AGENC	4000 9372	7,225	6,189	0
		OTHER GOVERNMENTAL AGENC	4200 9372	75,799	84,791	80,000
		OTHER GOVERNMENTAL AGENC	5100 9372	1,331,711	1,051,209	764,500
		OTHER GOVERNMENTAL AGENC	5120 9372	0	0	65,000
		OTHER GOVERNMENTAL AGENC	5130 9372	653,250	(15,268)	0
		OTHER GOVERNMENTAL AGENC	5300 9372	50,000	56,000	0
		OTHER GOVERNMENTAL AGENC	5600 9372	3,415,702	1,949,358	0
		OTHER GOVERNMENTAL AGENC	6100 9372	0	0	0
		OTHER GOVERNMENTAL AGENC	6170 9372	41,608	34,502	30,600
		OTHER GOVERNMENTAL AGENC	1070 9373	11,713,676	15,093,647	13,200,000
		OTHER GOVERNMENTAL AGENC	1075 9374	754,338	883,218	1,763,121
		OTHER GOVERNMENTAL AGENC	4000 9375	0	0	0
		OTHER GOVERNMENTAL AGENC	5300 9375	0	0	0
		TOTAL INTERGOVERNMENTAL REVENUE		355,737,769	362,788,238	359,272,909
CHARGES FOR SERVICES						
		CHARGES FOR SERVICES P.Y.	5130 9409	(104,632)	0	0
		INTERFUND CHARGES	1070 9411	2,299,326	1,607,470	0
		INTERFUND CHARGES	3700 9411	(351,352)	24,939	450,000
		INTERFUND CHARGES	1040 9412	939,929	923,868	1,240,906
		INTERFUND CHARGES	4000 9412	520,374	738,623	535,000
		INTERFUND CHARGES	4050 9412	51,700	48,464	75,000
		INTERFUND CHARGES	4200 9412	954,656	855,952	978,500
		INTERFUND CHARGES	4730 9412	26,798	28,912	39,261
		INTERFUND CHARGES	5010 9412	11,169,435	20,386,980	15,798,391
		INTERFUND CHARGES	5100 9412	11,549	0	0
		INTERFUND CHARGES	5130 9412	5,167,422	1,352,020	1,460,000
		INTERFUND CHARGES	5150 9412	585	(199)	0

**COUNTY OF VENTURA
STATE OF CALIFORNIA**
DETAIL OF ADDITIONAL FINANCING SOURCES BY FUND AND ACCOUNT
GOVERNMENTAL FUNDS
FOR FISCAL YEAR 2012-13

FUND	FINANCING SOURCE CATEGORY	FINANCING SOURCE ACCOUNT	2010-11 ACTUAL	2011-12 Actual Estimated	2012-13 RECOMMENDED	2012-13 ADOPTED BY THE BOARD OF SUPERVISORS
1	2	3	4	5	6	7
GENERAL FUND						
GENERAL FUND 0001						
CHARGES FOR SERVICES						
		INTERFUND CHARGES 1040 9413	3,626,373	3,539,873	3,445,779	3,445,779
		INTERFUND CHARGES 1510 9413	5,503,115	5,635,661	5,275,765	5,275,765
		INTERFUND CHARGES 1900 9413	135,781	151,978	150,000	150,000
		INTERFUND CHARGES 2000 9413	125,656	65,134	0	0
		ASSESSMENT & TAX COLL FEES 1070 9421	0	0	0	0
		ASSESSMENT & TAX COLL FEES 1300 9421	625,961	465,642	600,000	882,600
		ASSESSMENT & TAX COLL FEES 1510 9421	23,804	19,096	20,000	20,000
		ASSESSMENT & TAX COLL FEES 1900 9421	91,608	73,256	125,000	125,000
		ASSESSMENT & TAX COLL FEES 4750 9421	0	0	0	0
		ASSESSMENT & TAX COLL FEES 1070 9422	13,288	10,958	20,000	20,000
		ASSESSMENT & TAX COLL FEES 1040 9423	64,658	62,340	62,000	62,000
		ASSESSMENT & TAX COLL FEES 1300 9423	3,637,013	3,609,292	3,700,000	3,700,000
		ASSESSMENT & TAX COLL FEES 1510 9423	274,182	285,807	275,000	275,000
		ASSESSMENT & TAX COLL FEES 1900 9423	984,854	991,310	925,000	925,000
		ASSESSMENT & TAX COLL FEES 2000 9423	34,374	41,881	30,001	30,001
		ASSESSMENT & TAX COLL FEES 1900 9424	0	0	250,000	250,000
		ASSESSMENT & TAX COLL FEES 4750 9424	925,347	1,079,653	1,123,574	1,123,574
		ASSESSMENT & TAX COLL FEES 1070 9425	48,171	(48,152)	0	0
		ASSESSMENT & TAX COLL FEES 1510 9425	635,419	718,028	720,000	720,000
		ASSESSMENT & TAX COLL FEES 1510 9426	8,010	600	0	0
		ASSESSMENT & TAX COLL FEES 1510 9427	0	76,591	0	0
		ASSESSMENT & TAX COLL FEES 1900 9429	288,806	235,576	0	0
		AUDITING/ACCOUNTING FEES 1510 9431	193,265	190,572	190,000	190,000
		ELECTION SERVICES 3010 9451	1,767,436	257,257	500,000	500,000
		LEGAL SERVICES 2000 9461	2,061,300	2,199,390	2,000,000	2,000,000
		LEGAL SERVICES 3600 9461	164,988	145,029	140,233	140,233
		LEGAL SERVICES 3800 9461	30,214	23,972	18,050	18,050
		PERSONNEL SERVICES 1040 9471	243,742	251,569	317,399	317,399
		PLANNING AND ENGINEERING 4700 9481	1,460,772	1,461,613	1,463,747	1,463,747
		PLANNING AND ENGINEERING 4710 9481	976,655	828,415	801,486	801,486
		PLANNING AND ENGINEERING 4730 9481	0	3	0	0
		PLANNING AND ENGINEERING 6100 9481	1,081,380	1,091,489	1,485,411	1,485,411
		PLANNING AND ENGINEERING 6170 9481	1,474,377	1,555,597	1,834,555	1,834,555
		PLANNING AND ENGINEERING 4700 9482	263,307	233,431	251,394	251,394
		PLANNING AND ENGINEERING 4730 9482	227,237	13,270	100,000	100,000
		PLANNING AND ENGINEERING 4750 9482	188,463	189,803	198,028	198,028

**COUNTY OF VENTURA
STATE OF CALIFORNIA**
DETAIL OF ADDITIONAL FINANCING SOURCES BY FUND AND ACCOUNT
GOVERNMENTAL FUNDS
FOR FISCAL YEAR 2012-13

FUND	FINANCING SOURCE CATEGORY	FINANCING SOURCE ACCOUNT		2010-11 ACTUAL	2011-12 Actual Estimated	2012-13 RECOMMENDED	2012-13 ADOPTED BY THE BOARD OF SUPERVISORS
1	2	3		4	5	6	7
GENERAL FUND							
GENERAL FUND		0001					
CHARGES FOR SERVICES							
		PLANNING AND ENGINEERING	4760 9482	11,871	69,828	22,500	22,500
		PLANNING AND ENGINEERING	6100 9482	0	0	0	0
		PLANNING AND ENGINEERING	4700 9483	0	0	0	0
		PLANNING AND ENGINEERING	6170 9483	18,965	3,306	3,000	3,000
		AGRICULTURAL SERVICES	4500 9501	767,464	799,536	875,650	875,650
		CIVIL PROCESS SERVICE	4050 9511	456,682	368,691	389,028	389,028
		COURT FEES AND COSTS	3700 9521	5,754,649	5,703,431	5,650,000	5,650,000
		COURT FEES AND COSTS	3400 9523	29,990	29,663	21,766	21,766
		COURT FEES AND COSTS	3600 9523	174,780	196,063	152,667	152,667
		COURT FEES AND COSTS	3700 9523	678,126	763,110	850,000	850,000
		COURT FEES AND COSTS	3800 9523	0	0	0	0
		COURT FEES AND COSTS	4050 9527	1,196,124	1,234,999	1,200,000	1,200,000
		ESTATE FEES	1930 9531	26,509	34,009	45,000	45,000
		HUMANE SERVICES	4600 9541	387,814	386,237	423,253	423,253
		LAW ENFORCEMENT SERVICES	4000 9551	1,058,204	749,918	781,000	781,000
		LAW ENFORCEMENT SERVICES	4050 9551	11,227,329	16,512	10,489,960	10,489,960
		LAW ENFORCEMENT SERVICES	4000 9552	49,571,286	50,863,451	52,229,000	52,229,000
		LAW ENFORCEMENT SERVICES	4050 9552	202,771	206,496	216,948	216,948
		RECORDING FEES	3040 9561	3,251,702	3,412,800	3,346,424	3,346,424
		RECORDING FEES	3400 9561	239,526	273,375	250,170	250,170
		RECORDING FEES	5100 9561	3,525	90,000	810,124	810,124
		RECORDING FEES	3040 9562	87,736	85,772	85,000	85,000
		RECORDING FEES	3040 9563	74,744	76,869	70,610	70,610
		RECORDING FEES	3040 9564	374,160	624,104	698,608	698,608
		RECORDING FEES	3040 9565	120,260	58,238	174,586	174,586
		RECORDING FEES	3040 9566	353,055	338,836	350,000	350,000
		RECORDING FEES	3040 9567	432	264	0	0
		HEALTH FEES	5090 9581	10,570	7,473	10,000	10,000
		HEALTH FEES	5100 9582	1,125,373	1,108,783	1,221,972	1,221,972
		HEALTH FEES	5130 9582	95,492	224,606	45,000	45,000
		HEALTH FEES	5150 9582	124,027	216,227	115,100	115,100
		MENTAL HEALTH SERVICES	5150 9591	0	13,100	7,500	7,500
		MENTAL HEALTH SERVICES	5160 9591	4,448,358	3,979,180	4,646,645	4,646,645
		MENTAL HEALTH SERVICES	5130 9594	(68,325)	0	95,000	95,000
		MENTAL HEALTH SERVICES	3040 9595	0	0	0	0
		MENTAL HEALTH SERVICES	5130 9595	12,659,116	9,307,701	13,466,496	13,466,496

**COUNTY OF VENTURA
STATE OF CALIFORNIA
DETAIL OF ADDITIONAL FINANCING SOURCES BY FUND AND ACCOUNT
GOVERNMENTAL FUNDS
FOR FISCAL YEAR 2012-13**

FUND	FINANCING SOURCE CATEGORY	FINANCING SOURCE ACCOUNT	2010-11 ACTUAL	2011-12 Actual • Estimated	2012-13 RECOMMENDED	2012-13 ADOPTED BY THE BOARD OF SUPERVISORS
1	2	3	4	5	6	7
GENERAL FUND						
GENERAL FUND 0001						
CHARGES FOR SERVICES						
		MENTAL HEALTH SERVICES	5150 9595	2,373,580	1,746,405	1,937,500
		CALIFORNIA CHILDRENS SERV	5120 9601	736	1,205	1,352
		SANITATION SERVICES	6100 9611	(36,945)	0	0
		SANITATION SERVICES	6170 9613	66,160	75,034	75,000
		ADOPTION FEES	5300 9625	9,600	7,024	0
		ADOPTION FEES	5300 9626	18,946	16,296	0
		OTHER DISCOUNTS	5100 9638	0	0	0
		OTHER DISCOUNTS	4050 9646	1,941,268	1,257,825	700,000
		OTHER DISCOUNTS	4200 9646	1,150,239	1,070,233	1,060,000
		OTHER DISCOUNTS	5100 9652	793,306	461,195	783,200
		OTHER DISCOUNTS	5120 9652	140,134	122,054	143,000
		OTHER DISCOUNTS	4630 9653	11,780	10,530	5,000
		OTHER DISCOUNTS	5100 9653	0	0	0
		OTHER DISCOUNTS	5100 9654	147,323	420,762	233,200
		EDUCATIONAL SERVICES	4000 9675	244,859	182,906	100,000
		EDUCATIONAL SERVICES	5090 9675	0	0	0
		OTHER	5300 9701	0	0	0
		OTHER	6000 9702	1,225	851	0
		OTHER	6000 9709	5,821	2,811	0
		OTHER	1070 9714	2,538,749	2,787,285	4,000,000
		OTHER	1300 9714	0	0	151,700
		OTHER	4200 9714	311,580	260,850	250,000
		OTHER	4600 9714	1,774,017	1,819,363	1,859,500
		OTHER	4750 9714	363,992	335,406	463,683
		OTHER	4200 9715	2,941,514	2,828,025	3,000,000
		OTHER	1900 9717	1,461,817	1,418,364	1,500,000
		OTHER	1040 9718	455	3,570	10,700
		OTHER	1300 9718	12,933	86,943	65,000
		OTHER	4000 9718	0	0	0
		OTHER	4700 9718	42,395	64,974	112,461
		OTHER	4710 9718	2,427	0	10,000
		OTHER	4730 9718	33,999	28,398	40,000
		OTHER	4760 9718	364,434	319,533	277,953
		OTHER	5010 9718	0	0	0
		OTHER	5080 9718	582,469	300,567	320,000
		OTHER	5130 9718	0	4,718,665	6,702,587

**COUNTY OF VENTURA
STATE OF CALIFORNIA**
DETAIL OF ADDITIONAL FINANCING SOURCES BY FUND AND ACCOUNT
GOVERNMENTAL FUNDS
FOR FISCAL YEAR 2012-13

FUND	FINANCING SOURCE CATEGORY	FINANCING SOURCE ACCOUNT	2010-11 ACTUAL	2011-12 Actual Estimated	2012-13 RECOMMENDED	2012-13 ADOPTED BY THE BOARD OF SUPERVISORS
1	2	3	4	5	6	7
GENERAL FUND						
GENERAL FUND 0001						
CHARGES FOR SERVICES						
	OTHER	1040 9719	0	0	0	0
	OTHER	4200 9719	0	0	0	0
TOTAL CHARGES FOR SERVICES			159,626,471	153,012,614	169,144,323	169,426,923
MISCELLANEOUS REVENUES						
	WELFARE PAYMENTS	5360 9751	0	0	0	0
	WELFARE PAYMENTS	5600 9751	190,617	10,500	300,000	300,000
	WELFARE PAYMENTS	5600 9752	261,784	159,132	200,000	200,000
	OTHER SALES	1040 9761	37	27	1,000	1,000
	OTHER SALES	1300 9761	749	657	1,200	1,200
	OTHER SALES	3010 9761	42,099	26,064	30,000	30,000
	OTHER SALES	3040 9761	29,673	23,005	27,000	27,000
	OTHER SALES	3700 9761	0	0	0	0
	OTHER SALES	4000 9761	172,509	144,606	201,058	201,058
	OTHER SALES	4050 9761	0	0	0	0
	OTHER SALES	4200 9761	39,191	40,228	36,000	36,000
	OTHER SALES	4600 9761	115,319	117,188	116,284	116,284
	OTHER SALES	4700 9761	1,833	3,416	0	0
	OTHER SALES	4710 9761	82	5	0	0
	OTHER SALES	4730 9761	272,047	(0)	0	0
	OTHER SALES	4750 9761	332,517	159,813	65,505	65,505
	OTHER SALES	4760 9761	108	370	0	0
	OTHER SALES	5000 9761	9,019	6,433	8,000	8,000
	OTHER SALES	3040 9763	4,175	5,118	5,000	5,000
	MISCELLANEOUS	1050 9771	0	0	0	0
	MISCELLANEOUS	4200 9771	32,547	0	0	0
	MISCELLANEOUS	6170 9771	0	0	0	0
	MISCELLANEOUS	1010 9772	0	894	0	0
	MISCELLANEOUS	1020 9772	12,246	18,275	40,000	40,000
	MISCELLANEOUS	1040 9772	36,736	19,348	18,000	18,000
	MISCELLANEOUS	1070 9772	0	640	0	0
	MISCELLANEOUS	1075 9772	0	1,763	0	0
	MISCELLANEOUS	1080 9772	0	0	0	0
	MISCELLANEOUS	1300 9772	1,801	1,265	300	300
	MISCELLANEOUS	1510 9772	100,038	14,409	5,000	5,000
	MISCELLANEOUS	1900 9772	391,043	519,234	395,000	395,000
	MISCELLANEOUS	1930 9772	76,969	174,041	120,000	120,000

**COUNTY OF VENTURA
STATE OF CALIFORNIA**
DETAIL OF ADDITIONAL FINANCING SOURCES BY FUND AND ACCOUNT
GOVERNMENTAL FUNDS
FOR FISCAL YEAR 2012-13

FUND	FINANCING SOURCE CATEGORY	FINANCING SOURCE ACCOUNT	2010-11 ACTUAL	2011-12 Actual Estimated	2012-13 RECOMMENDED	2012-13 ADOPTED BY THE BOARD OF SUPERVISORS
1	2	3	4	5	6	7
GENERAL FUND						
GENERAL FUND 0001						
MISCELLANEOUS REVENUES						
		MISCELLANEOUS	2000 9772	646	0	0
		MISCELLANEOUS	2800 9772	11,363	1,236	20,000
		MISCELLANEOUS	3010 9772	0	200	0
		MISCELLANEOUS	3040 9772	3,546	117,752	0
		MISCELLANEOUS	3400 9772	228,133	214,091	255,250
		MISCELLANEOUS	3700 9772	4,294,885	4,158,368	4,600,000
		MISCELLANEOUS	3800 9772	0	0	2,518
		MISCELLANEOUS	4000 9772	57,557	57,945	90,000
		MISCELLANEOUS	4050 9772	494,745	660,483	386,000
		MISCELLANEOUS	4200 9772	2,324	83,005	11,987
		MISCELLANEOUS	4500 9772	107	1,669	100
		MISCELLANEOUS	4600 9772	10,363	11,813	22,562
		MISCELLANEOUS	4630 9772	33,575	93,261	24,500
		MISCELLANEOUS	4700 9772	68,797	28,549	45,000
		MISCELLANEOUS	4710 9772	184,639	154,382	175,765
		MISCELLANEOUS	4720 9772	0	0	0
		MISCELLANEOUS	4730 9772	(455)	382	57,000
		MISCELLANEOUS	4750 9772	2,147	8,173	64,730
		MISCELLANEOUS	4760 9772	8,866	13,970	134,502
		MISCELLANEOUS	5010 9772	0	107,410	0
		MISCELLANEOUS	5090 9772	276,499	507,289	550,000
		MISCELLANEOUS	5100 9772	291,215	183,549	208,956
		MISCELLANEOUS	5110 9772	15	0	0
		MISCELLANEOUS	5120 9772	510	744	675
		MISCELLANEOUS	5130 9772	60,522	97,007	50,009
		MISCELLANEOUS	5150 9772	50	51	0
		MISCELLANEOUS	5300 9772	390,140	234,226	380,000
		MISCELLANEOUS	5360 9772	0	0	0
		MISCELLANEOUS	5600 9772	623,185	609,288	408,000
		MISCELLANEOUS	5700 9772	99,194	10,407	0
		MISCELLANEOUS	6000 9772	6,352	3,631	10,600
		MISCELLANEOUS	6100 9772	305	0	0
		MISCELLANEOUS	6170 9772	4,421	5,931	3,000
		MISCELLANEOUS	6900 9772	0	1,796,688	0
		MISCELLANEOUS	1010 9779	1,875	53,154	0
		MISCELLANEOUS	1020 9779	0	107,326	0

**COUNTY OF VENTURA
STATE OF CALIFORNIA**
DETAIL OF ADDITIONAL FINANCING SOURCES BY FUND AND ACCOUNT
GOVERNMENTAL FUNDS
FOR FISCAL YEAR 2012-13

FUND	FINANCING SOURCE CATEGORY	FINANCING SOURCE ACCOUNT	2010-11 ACTUAL	2011-12 Actual Estimated	2012-13 RECOMMENDED	2012-13 ADOPTED BY THE BOARD OF SUPERVISORS
1	2	3	4	5	6	7
GENERAL FUND						
GENERAL FUND 0001						
MISCELLANEOUS REVENUES						
		MISCELLANEOUS 1040 9779	3,762	262,276	335,000	335,000
		MISCELLANEOUS 3400 9779	0	0	0	0
		MISCELLANEOUS 4200 9779	0	17,513	15,000	15,000
		MISCELLANEOUS 4710 9779	0	31,090	0	0
		MISCELLANEOUS 5100 9779	222,567	62,388	300,000	300,000
		MISCELLANEOUS 1080 9781	7,175,347	7,317,095	7,900,000	7,900,000
		MISCELLANEOUS 5100 9781	1,222,000	1,222,000	1,156,000	1,156,000
		MISCELLANEOUS 5120 9781	86,000	86,000	152,000	152,000
		MISCELLANEOUS 5130 9781	2,595,600	2,595,600	2,595,600	2,595,600
		MISCELLANEOUS 1080 9782	(3,903,600)	(3,903,600)	(3,903,600)	(3,903,600)
		MISCELLANEOUS 1020 9791	0	0	0	0
		MISCELLANEOUS 1410 9791	0	15,800	0	0
		MISCELLANEOUS 3400 9791	0	0	0	0
		MISCELLANEOUS 4000 9791	57,296	52,259	37,000	37,000
		MISCELLANEOUS 4200 9791	170,407	85,292	136,250	136,250
		MISCELLANEOUS 4600 9791	77,375	3,565	10,300	10,300
		MISCELLANEOUS 4630 9791	899	48,638	0	0
		MISCELLANEOUS 5130 9791	0	16,732	0	0
		MISCELLANEOUS 4600 9792	0	0	16,969	16,969
		MISCELLANEOUS 5090 9792	0	405	0	0
		MISCELLANEOUS 1410 9796	0	4,240	0	0
		MISCELLANEOUS 1900 9797	0	6,280	0	0
		MISCELLANEOUS 3010 9797	2	1	0	0
		MISCELLANEOUS 3040 9797	139	208	0	0
		MISCELLANEOUS 4000 9797	0	122	0	0
		MISCELLANEOUS 4050 9797	0	4	0	0
		MISCELLANEOUS 4200 9797	13	25	0	0
		MISCELLANEOUS 4700 9797	14	202	0	0
		MISCELLANEOUS 4710 9797	65	30	0	0
		MISCELLANEOUS 4750 9797	36	78	0	0
		MISCELLANEOUS 4760 9797	9	8	0	0
		PRIOR YR REVENUE 5700 9799	17,161	11,743	0	0
		TOTAL MISCELLANEOUS REVENUES	17,003,754	18,704,400	17,821,020	17,821,020
OTHER FINANCING SOURCES						
		PREMIUM&ACCRUED INT-BOND 1075 9811	2,079,722	2,695,493	2,750,000	2,750,000
		PREMIUM&ACCRUED INT-BOND 1070 9812	5,005,200	5,405,616	5,700,000	5,700,000
		SALE OF FIXED ASSETS 1070 9821	0	63,585	0	0

**COUNTY OF VENTURA
STATE OF CALIFORNIA**
DETAIL OF ADDITIONAL FINANCING SOURCES BY FUND AND ACCOUNT
GOVERNMENTAL FUNDS
FOR FISCAL YEAR 2012-13

FUND	FINANCING SOURCE CATEGORY	FINANCING SOURCE ACCOUNT	2010-11 ACTUAL	2011-12 Actual Estimated	2012-13 RECOMMENDED	2012-13 ADOPTED BY THE BOARD OF SUPERVISORS
1	2	3	4	5	6	7
GENERAL FUND						
GENERAL FUND 0001						
OTHER FINANCING SOURCES						
		SALE OF FIXED ASSETS 4000 9821	6,427	3,110	0	0
		OPERATING TRANSFERS IN 1050 9831	0	0	0	0
		OPERATING TRANSFERS IN 3400 9831	25,000	6,450	25,000	25,000
		OPERATING TRANSFERS IN 4000 9831	0	0	0	0
		OPERATING TRANSFERS IN 4600 9831	0	0	0	0
		OPERATING TRANSFERS IN 5080 9831	6,029	309,730	636,347	636,347
		OPERATING TRANSFERS IN 5090 9831	0	323,000	0	0
		OPERATING TRANSFERS IN 6100 9831	0	0	0	0
		OPERATING TRANSFERS IN 5600 9833	0	0	0	0
		PROCEEDS OF BONDS/DEBT 1050 9843	0	0	0	0
		PROCEEDS OF BONDS/DEBT 1210 9843	1,301,536	1,191,947	115,321	115,321
		PROCEEDS OF BONDS/DEBT 4730 9843	0	417,252	76,997	76,997
		PROCEEDS OF BONDS/DEBT 6100 9843	0	0	0	0
		TOTAL OTHER FINANCING SOURCES	8,423,914	10,416,183	9,303,665	9,303,665
TOTAL GENERAL FUND			850,209,070	857,048,689	876,837,468	877,120,068
TOTAL GENERAL FUND			850,209,070	857,048,689	876,837,468	877,120,068
SPECIAL REVENUE FUNDS						
ROAD FUND 1000						
TAXES						
		SALES AND USE TAXES 6150 8662	645,086	1,031,137	500,000	500,000
		SALES AND USE TAXES 6150 8663	18,217	12,876	130,000	130,000
		TOTAL TAXES	663,303	1,044,012	630,000	630,000
LICENSES, PERMITS & FRANCHISES						
		ROAD PRIVILEGES & PERMITS 6150 8741	378,462	373,420	350,000	350,000
		TOTAL LICENSES, PERMITS & FRANCHISES	378,462	373,420	350,000	350,000
FINES, FORFEITURES & PENALTY						
		VEHICLE CODE FINES 6150 8811	207,255	210,477	215,000	215,000
		TOTAL FINES, FORFEITURES & PENALTY	207,255	210,477	215,000	215,000
REV- USE OF MONEY & PROPERTY						
		INTEREST 6150 8911	389,733	253,133	133,100	133,100
		RENTS AND CONCESSIONS 6150 8931	7,947	7,971	7,800	7,800
		TOTAL REV- USE OF MONEY & PROPERTY	397,680	261,104	140,900	140,900
INTERGOVERNMENTAL REVENUE						
		STATE-HIGHWAY USERS TAX 6150 9021	20,004	20,004	20,000	20,000

**COUNTY OF VENTURA
STATE OF CALIFORNIA**
DETAIL OF ADDITIONAL FINANCING SOURCES BY FUND AND ACCOUNT
GOVERNMENTAL FUNDS
FOR FISCAL YEAR 2012-13

FUND	FINANCING SOURCE CATEGORY	FINANCING SOURCE ACCOUNT	2010-11 ACTUAL	2011-12 Actual Estimated	2012-13 RECOMMENDED	2012-13 ADOPTED BY THE BOARD OF SUPERVISORS
1	2	3	4	5	6	7
SPECIAL REVENUE FUNDS						
ROAD FUND 1000						
INTERGOVERNMENTAL REVENUE						
		STATE-HIGHWAY USERS TAX 6150 9023	42,715	42,715	42,700	42,700
		STATE-HIGHWAY USERS TAX 6150 9024	3,478,861	3,128,412	3,360,000	3,360,000
		STATE-HIGHWAY USERS TAX 6150 9025	544,595	541,213	550,000	550,000
		STATE-HIGHWAY USERS TAX 6150 9026	5,761,809	8,458,381	7,680,000	7,680,000
		STATE-HIGHWAY USERS TAX 6150 9027	7,326,443	7,159,815	7,705,000	7,705,000
		STATE AID-DISASTERS 6150 9191	1,852,165	0	0	0
		STATE - OTHER 6150 9247	100,000	100,000	100,000	100,000
		STATE - OTHER 6150 9252	0	0	0	0
		FEDERAL AID-CONSTRUCTION 6150 9291	1,127,823	384,396	0	0
		FEDERAL AID FOR DISASTER 6150 9301	51,629	0	0	0
		FED FOREST RESERVE REV 6150 9311	25,108	39,865	25,000	25,000
		FEDERAL - OTHER 6150 9356	4,298,839	2,931,643	2,457,000	2,457,000
		FEDERAL - OTHER 6150 9357	582,557	25,000	0	0
		OTHER GOVERNMENTAL AGENC 6150 9372	881,454	98,149	0	0
		TOTAL INTERGOVERNMENTAL REVENUE	26,094,002	22,929,594	21,939,700	21,939,700
CHARGES FOR SERVICES						
		ASSESSMENT & TAX COLL FEES 6150 9424	57,301	57,301	57,300	57,300
		TOTAL CHARGES FOR SERVICES	57,301	57,301	57,300	57,300
MISCELLANEOUS REVENUES						
		MISCELLANEOUS 6150 9771	1,308,798	367,905	2,100,000	2,100,000
		MISCELLANEOUS 6150 9772	121,057	245,193	0	0
		TOTAL MISCELLANEOUS REVENUES	1,429,855	613,098	2,100,000	2,100,000
TOTAL ROAD FUND			29,227,858	25,489,006	25,432,900	25,432,900
DEPARTMENT OF HUD 1025						
INTERGOVERNMENTAL REVENUE						
		FEDERAL - OTHER 1560 9354	2,654,139	1,784,759	1,429,015	1,429,015
		FEDERAL - OTHER 1590 9354	107,211	104,966	156,399	156,399
		FEDERAL - OTHER 1560 9357	238,973	298,732	0	0
		FEDERAL - OTHER 1590 9357	320,633	277,892	0	0
		TOTAL INTERGOVERNMENTAL REVENUE	3,320,955	2,466,350	1,585,414	1,585,414
TOTAL DEPARTMENT OF HUD			3,320,955	2,466,350	1,585,414	1,585,414
HOME GRANT 1030						
INTERGOVERNMENTAL REVENUE						
		FEDERAL - OTHER 1615 9354	1,364,654	1,003,122	409,418	409,418
		TOTAL INTERGOVERNMENTAL REVENUE	1,364,654	1,003,122	409,418	409,418

**COUNTY OF VENTURA
STATE OF CALIFORNIA**
DETAIL OF ADDITIONAL FINANCING SOURCES BY FUND AND ACCOUNT
GOVERNMENTAL FUNDS
FOR FISCAL YEAR 2012-13

FUND	FINANCING SOURCE CATEGORY	FINANCING SOURCE ACCOUNT	2010-11 ACTUAL	2011-12 Actual Estimated	2012-13 RECOMMENDED	2012-13 ADOPTED BY THE BOARD OF SUPERVISORS
1	2	3	4	5	6	7
SPECIAL REVENUE FUNDS						
HOME GRANT 1030						
OTHER FINANCING SOURCES						
		OPERATING TRANSFERS IN 1615 9831	0	1,218,447	0	0
		TOTAL OTHER FINANCING SOURCES	0	1,218,447	0	0
TOTAL HOME GRANT			1,364,654	2,221,569	409,418	409,418
SHERIFF INMATE SPEC REV 1050						
REV- USE OF MONEY & PROPERTY						
		INTEREST 4080 8911	18,723	0	0	0
		INTEREST 4090 8911	0	10,037	20,000	20,000
		TOTAL REV- USE OF MONEY & PROPERTY	18,723	10,037	20,000	20,000
MISCELLANEOUS REVENUES						
		OTHER SALES 4080 9761	59,588	51,748	90,000	90,000
		OTHER SALES 4090 9761	1,113,068	1,160,111	1,400,000	1,400,000
		MISCELLANEOUS 4080 9772	357,391	522,725	550,000	550,000
		TOTAL MISCELLANEOUS REVENUES	1,530,046	1,734,584	2,040,000	2,040,000
TOTAL SHERIFF INMATE SPEC REV			1,548,769	1,744,620	2,060,000	2,060,000
VC DEPT CHILD SUPPORT SVCS 1060						
REV- USE OF MONEY & PROPERTY						
		INTEREST 5720 8911	9,924	6,984	2,600	2,600
		TOTAL REV- USE OF MONEY & PROPERTY	9,924	6,984	2,600	2,600
INTERGOVERNMENTAL REVENUE						
		FEDERAL PUBLIC ASSIST ADM 5720 9261	13,232,080	13,496,372	13,636,467	13,336,219
		OTHER GOVERNMENTAL AGENC 5720 9372	6,816,526	6,790,937	7,024,846	6,870,173
		TOTAL INTERGOVERNMENTAL REVENUE	20,048,606	20,287,309	20,661,313	20,206,392
MISCELLANEOUS REVENUES						
		MISCELLANEOUS 5720 9772	0	1	0	0
		TOTAL MISCELLANEOUS REVENUES	0	1	0	0
OTHER FINANCING SOURCES						
		OPERATING TRANSFERS IN 5720 9831	20	0	700	700
		TOTAL OTHER FINANCING SOURCES	20	0	700	700
TOTAL VC DEPT CHILD SUPPORT SVCS			20,058,550	20,294,294	20,664,613	20,209,692
VENTURA COUNTY LIBRARY 1075						
TAXES						
		PROPERTY TAX-CURR SUPPL 5810 8627	65,485	61,062	53,980	53,980
		PROPERTY TAX-PRIOR SUPPL 5810 8647	12,966	9,427	0	0
		PROPERTY TAXES-CURR SECUR 5810 8611	7,633,449	6,131,343	6,292,285	6,292,285

**COUNTY OF VENTURA
STATE OF CALIFORNIA**
DETAIL OF ADDITIONAL FINANCING SOURCES BY FUND AND ACCOUNT
GOVERNMENTAL FUNDS
FOR FISCAL YEAR 2012-13

FUND	FINANCING SOURCE CATEGORY	FINANCING SOURCE ACCOUNT	2010-11 ACTUAL	2011-12 Actual Estimated	2012-13 RECOMMENDED	2012-13 ADOPTED BY THE BOARD OF SUPERVISORS
1	2	3	4	5	6	7
SPECIAL REVENUE FUNDS						
VENTURA COUNTY LIBRARY1075						
TAXES						
		PROPERTY TAXES-CURR UNSEC	5810 8621	224,210	246,365	184,817184,817
		PROPERTY TAXES-PRIOR SECU	5810 8631	832	684	00
		PROPERTY TAXES-PRIOR UNSE	5810 8641	5,291	9,414	00
		TOTAL TAXES		7,942,233	6,458,296	6,531,0826,531,082
FINES, FORFEITURES & PENALTY						
		PENALTIES/COSTS-DEL TAXES	5810 8841	8,473	6,783	00
		TOTAL FINES, FORFEITURES & PENALTY		8,473	6,783	00
REV- USE OF MONEY & PROPERTY						
		INTEREST	5810 8911	22,355	28,588	13,97513,975
		RENTS AND CONCESSIONS	5810 8931	76,455	76,453	76,50076,500
		TOTAL REV- USE OF MONEY & PROPERTY		98,810	105,041	90,47590,475
INTERGOVERNMENTAL REVENUE						
		H/O PROP TAX RELIEF	5810 9211	79,445	78,403	65,48765,487
		STATE - OTHER	5810 9243	7	83	00
		STATE - OTHER	5810 9247	260,447	11,602	11,60211,602
		FEDERAL IN-LIEU TAXES	5810 9341	58	44	00
		FEDERAL - OTHER	5810 9354	90,000	66,018	90,00090,000
		OTHER IN-LIEU TAXES	5810 9363	1,511	918	00
		OTHER GOVERNMENTAL AGENC	5810 9372	178,083	185,308	231,495231,495
		OTHER GOVERNMENTAL AGENC	5810 9373	58,277	543,883	48,03748,037
		OTHER GOVERNMENTAL AGENC	5810 9376	0	(351,152)	00
		TOTAL INTERGOVERNMENTAL REVENUE		667,828	535,109	446,621446,621
CHARGES FOR SERVICES						
		ASSESSMENT & TAX COLL FEES	5810 9421	0	35,651	35,00035,000
		ASSESSMENT & TAX COLL FEES	5810 9424	35,131	0	00
		LIBRARY SERVICES	5810 9681	215,180	187,677	170,795170,795
		TOTAL CHARGES FOR SERVICES		250,310	223,327	205,795205,795
MISCELLANEOUS REVENUES						
		MISCELLANEOUS	5810 9772	0	931	00
		MISCELLANEOUS	5810 9791	399,739	226,947	210,129210,129
		TOTAL MISCELLANEOUS REVENUES		399,739	227,878	210,129210,129
OTHER FINANCING SOURCES						
		OPERATING TRANSFERS IN	5810 9831	611,441	727,259	606,370606,370
		TOTAL OTHER FINANCING SOURCES		611,441	727,259	606,370606,370
TOTAL VENTURA COUNTY LIBRARY				9,978,834	8,283,693	8,090,4728,090,472

**COUNTY OF VENTURA
STATE OF CALIFORNIA**
DETAIL OF ADDITIONAL FINANCING SOURCES BY FUND AND ACCOUNT
GOVERNMENTAL FUNDS
FOR FISCAL YEAR 2012-13

FUND	FINANCING SOURCE CATEGORY	FINANCING SOURCE ACCOUNT	2010-11 ACTUAL	2011-12 Actual Estimated	2012-13 RECOMMENDED	2012-13 ADOPTED BY THE BOARD OF SUPERVISORS
1	2	3	4	5	6	7
SPECIAL REVENUE FUNDS						
REDEV OBLIG RETIRE FD ABX126 1100						
TAXES						
	OTHER	1700 8673	0	116,806	0	0
	TOTAL TAXES		0	116,806	0	0
REV- USE OF MONEY & PROPERTY						
	INTEREST	1700 8911	0	1,277	4,300	0
	RENTS AND CONCESSIONS	1700 8931	0	2,250	5,725	0
	TOTAL REV- USE OF MONEY & PROPERTY		0	3,527	10,025	0
INTERGOVERNMENTAL REVENUE						
	FEDERAL - OTHER	1700 9354	0	11,925	489,757	0
	TOTAL INTERGOVERNMENTAL REVENUE		0	11,925	489,757	0
MISCELLANEOUS REVENUES						
	MISCELLANEOUS	1700 9772	0	238,630	0	0
	TOTAL MISCELLANEOUS REVENUES		0	238,630	0	0
OTHER FINANCING SOURCES						
	OPERATING TRANSFERS IN	1700 9831	0	0	302,991	0
	OPERATING TRANSFERS IN	1700 9832	0	0	0	0
	TOTAL OTHER FINANCING SOURCES		0	0	302,991	0
TOTAL REDEV OBLIG RETIRE FD ABX126			0	370,888	802,773	0
CO SUCCESSOR HOUSING AGY ABX126 1105						
REV- USE OF MONEY & PROPERTY						
	INTEREST	1705 8911	0	1,327	0	0
	TOTAL REV- USE OF MONEY & PROPERTY		0	1,327	0	0
MISCELLANEOUS REVENUES						
	MISCELLANEOUS	1705 9772	0	0	800,000	100,000
	TOTAL MISCELLANEOUS REVENUES		0	0	800,000	100,000
OTHER FINANCING SOURCES						
	OPERATING TRANSFERS IN	1705 9832	0	250,350	0	0
	TOTAL OTHER FINANCING SOURCES		0	250,350	0	0
TOTAL CO SUCCESSOR HOUSING AGY ABX126			0	251,678	800,000	100,000
REVOLVING LOAN FUND 1200						
REV- USE OF MONEY & PROPERTY						
	INTEREST	1620 8911	3,003	0	0	0
	INTEREST	1620 8914	35,843	0	0	0
	TOTAL REV- USE OF MONEY & PROPERTY		38,845	0	0	0
MISCELLANEOUS REVENUES						
	MISCELLANEOUS	1620 9772	5,299	0	0	0

**COUNTY OF VENTURA
STATE OF CALIFORNIA**
DETAIL OF ADDITIONAL FINANCING SOURCES BY FUND AND ACCOUNT
GOVERNMENTAL FUNDS
FOR FISCAL YEAR 2012-13

FUND	FINANCING SOURCE CATEGORY	FINANCING SOURCE ACCOUNT	2010-11 ACTUAL	2011-12 Actual Estimated	2012-13 RECOMMENDED	2012-13 ADOPTED BY THE BOARD OF SUPERVISORS
1	2	3	4	5	6	7
SPECIAL REVENUE FUNDS						
REVOLVING LOAN FUND 1200						
MISCELLANEOUS REVENUES						
		MISCELLANEOUS 1620 9793	66,273	0	0	0
		TOTAL MISCELLANEOUS REVENUES	71,572	0	0	0
TOTAL REVOLVING LOAN FUND			110,418	0	0	0
EDA/CDBG REVOLVING LOAN FUND 1222						
REV- USE OF MONEY & PROPERTY						
		INTEREST 1626 8914	9,870	0	0	0
		TOTAL REV- USE OF MONEY & PROPERTY	9,870	0	0	0
MISCELLANEOUS REVENUES						
		MISCELLANEOUS 1626 9793	15,378	0	0	0
		TOTAL MISCELLANEOUS REVENUES	15,378	0	0	0
TOTAL EDA/CDBG REVOLVING LOAN FUND			25,248	0	0	0
FISH & GAME 1300						
REV- USE OF MONEY & PROPERTY						
		INTEREST 7400 8911	149	45	3,400	3,400
		TOTAL REV- USE OF MONEY & PROPERTY	149	45	3,400	3,400
CHARGES FOR SERVICES						
		COURT FEES AND COSTS 7400 9523	5,835	20,901	45,000	45,000
		TOTAL CHARGES FOR SERVICES	5,835	20,901	45,000	45,000
TOTAL FISH & GAME			5,984	20,946	48,400	48,400
DOMESTIC VIOLENCE PROGRAM 1325						
LICENSES, PERMITS & FRANCHISES						
		OTHER LICENSES & PERMITS 5570 8771	99,868	103,908	90,000	90,000
		TOTAL LICENSES, PERMITS & FRANCHISES	99,868	103,908	90,000	90,000
FINES, FORFEITURES & PENALTY						
		OTHER COURT FINES 5570 8821	57,144	51,814	64,026	64,026
		TOTAL FINES, FORFEITURES & PENALTY	57,144	51,814	64,026	64,026
REV- USE OF MONEY & PROPERTY						
		INTEREST 5570 8911	958	396	0	0
		TOTAL REV- USE OF MONEY & PROPERTY	958	396	0	0
TOTAL DOMESTIC VIOLENCE PROGRAM			157,971	156,119	154,026	154,026
SPAY/NEUTER PROGRAM 1350						
REV- USE OF MONEY & PROPERTY						

**COUNTY OF VENTURA
STATE OF CALIFORNIA**
DETAIL OF ADDITIONAL FINANCING SOURCES BY FUND AND ACCOUNT
GOVERNMENTAL FUNDS
FOR FISCAL YEAR 2012-13

FUND	FINANCING SOURCE CATEGORY	FINANCING SOURCE ACCOUNT	2010-11 ACTUAL	2011-12 Actual Estimated	2012-13 RECOMMENDED	2012-13 ADOPTED BY THE BOARD OF SUPERVISORS
1	2	3	4	5	6	7
SPECIAL REVENUE FUNDS						
SPAY/NEUTER PROGRAM 1350						
REV- USE OF MONEY & PROPERTY						
		INTEREST 4620 8911	1,358	445	0	0
		TOTAL REV- USE OF MONEY & PROPERTY	1,358	445	0	0
MISCELLANEOUS REVENUES						
		MISCELLANEOUS 4620 9778	26,177	18,785	35,000	35,000
		TOTAL MISCELLANEOUS REVENUES	26,177	18,785	35,000	35,000
TOTAL SPAY/NEUTER PROGRAM			27,534	19,230	35,000	35,000
WORKFORCE DEVELOPMENT 1380						
REV- USE OF MONEY & PROPERTY						
		INTEREST 2300 8911	1,924	923	0	0
		TOTAL REV- USE OF MONEY & PROPERTY	1,924	923	0	0
INTERGOVERNMENTAL REVENUE						
		STATE - OTHER 2300 9246	177	0	0	0
		FEDERAL - OTHER 2300 9351	6,717,418	7,167,954	7,403,752	7,403,752
		FEDERAL - OTHER 2300 9357	3,729,812	0	0	0
		TOTAL INTERGOVERNMENTAL REVENUE	10,447,407	7,167,954	7,403,752	7,403,752
TOTAL WORKFORCE DEVELOPMENT			10,449,331	7,168,877	7,403,752	7,403,752
MENTAL HEALTH SERVICES ACT 1450						
REV- USE OF MONEY & PROPERTY						
		INTEREST 5180 8911	343,033	248,191	400,000	400,000
		RENTS AND CONCESSIONS 5180 8931	66,550	184,304	200,000	200,000
		TOTAL REV- USE OF MONEY & PROPERTY	409,583	432,495	600,000	600,000
INTERGOVERNMENTAL REVENUE						
		STATE AID-MENTAL HEALTH 5180 9111	623,600	1,595,570	1,700,000	1,700,000
		STATE AID-MENTAL HEALTH 5180 9112	0	1,000,000	350,000	350,000
		STATE - OTHER 5180 9247	49,951,687	22,833,400	24,600,000	24,600,000
		OTHER GOVERNMENTAL AGENC 5180 9372	0	233,571	525,000	525,000
		TOTAL INTERGOVERNMENTAL REVENUE	50,575,287	25,662,541	27,175,000	27,175,000
CHARGES FOR SERVICES						
		INTERFUND CHARGES 5180 9412	341,284	130,422	1,500,000	1,500,000
		HEALTH FEES 5180 9582	0	(98)	0	0
		MENTAL HEALTH SERVICES 5180 9595	7,841,868	5,840,388	7,300,000	7,300,000
		TOTAL CHARGES FOR SERVICES	8,183,152	5,970,712	8,800,000	8,800,000
MISCELLANEOUS REVENUES						

**COUNTY OF VENTURA
STATE OF CALIFORNIA
DETAIL OF ADDITIONAL FINANCING SOURCES BY FUND AND ACCOUNT
GOVERNMENTAL FUNDS
FOR FISCAL YEAR 2012-13**

FUND	FINANCING SOURCE CATEGORY	FINANCING SOURCE ACCOUNT	2010-11 ACTUAL	2011-12 Actual Estimated	2012-13 RECOMMENDED	2012-13 ADOPTED BY THE BOARD OF SUPERVISORS
1	2	3	4	5	6	7
SPECIAL REVENUE FUNDS						
MENTAL HEALTH SERVICES ACT 1450						
MISCELLANEOUS REVENUES						
		MISCELLANEOUS 5180 9791	49,274	53,258	60,000	60,000
		TOTAL MISCELLANEOUS REVENUES	49,274	53,258	60,000	60,000
TOTAL MENTAL HEALTH SERVICES ACT			59,217,296	32,119,006	36,635,000	36,635,000
STORMWATER UNINCORPORATED 1475						
FINES, FORFEITURES & PENALTY						
		PENALTIES/COSTS-DEL TAXES 6180 8841	238	206	0	0
		TOTAL FINES, FORFEITURES & PENALTY	238	206	0	0
REV- USE OF MONEY & PROPERTY						
		INTEREST 6180 8911	12,485	11,479	9,500	9,500
		TOTAL REV- USE OF MONEY & PROPERTY	12,485	11,479	9,500	9,500
INTERGOVERNMENTAL REVENUE						
		OTHER GOVERNMENTAL AGENC 6180 9372	0	48,062	0	0
		TOTAL INTERGOVERNMENTAL REVENUE	0	48,062	0	0
CHARGES FOR SERVICES						
		ASSESSMENT & TAX COLL FEES 6180 9424	54,856	55,674	59,100	59,100
		TOTAL CHARGES FOR SERVICES	54,856	55,674	59,100	59,100
OTHER FINANCING SOURCES						
		OPERATING TRANSFERS IN 6180 9831	1,525,000	1,650,000	1,650,000	1,650,000
		TOTAL OTHER FINANCING SOURCES	1,525,000	1,650,000	1,650,000	1,650,000
TOTAL STORMWATER UNINCORPORATED			1,592,579	1,765,421	1,718,600	1,718,600
IHSS PUBLIC AUTHORITY 1690						
REV- USE OF MONEY & PROPERTY						
		INTEREST 5580 8911	7,318	5,486	0	0
		TOTAL REV- USE OF MONEY & PROPERTY	7,318	5,486	0	0
INTERGOVERNMENTAL REVENUE						
		STATE-AID FOR PUBL ASSIST 5580 9074	909,309	889,067	850,000	850,000
		STATE-AID FOR PUBL ASSIST 5580 9078	2,598,986	3,565,932	3,722,469	3,722,469
		FEDERAL AID-PUBLIC ASSIST 5580 9275	2,760,009	2,960,471	3,156,500	3,156,500
		FEDERAL - OTHER 5580 9357	563,555	92,204	0	0
		TOTAL INTERGOVERNMENTAL REVENUE	6,831,860	7,507,674	7,728,969	7,728,969
OTHER FINANCING SOURCES						
		OPERATING TRANSFERS IN 5580 9831	3,582,233	3,750,000	3,906,500	3,906,500

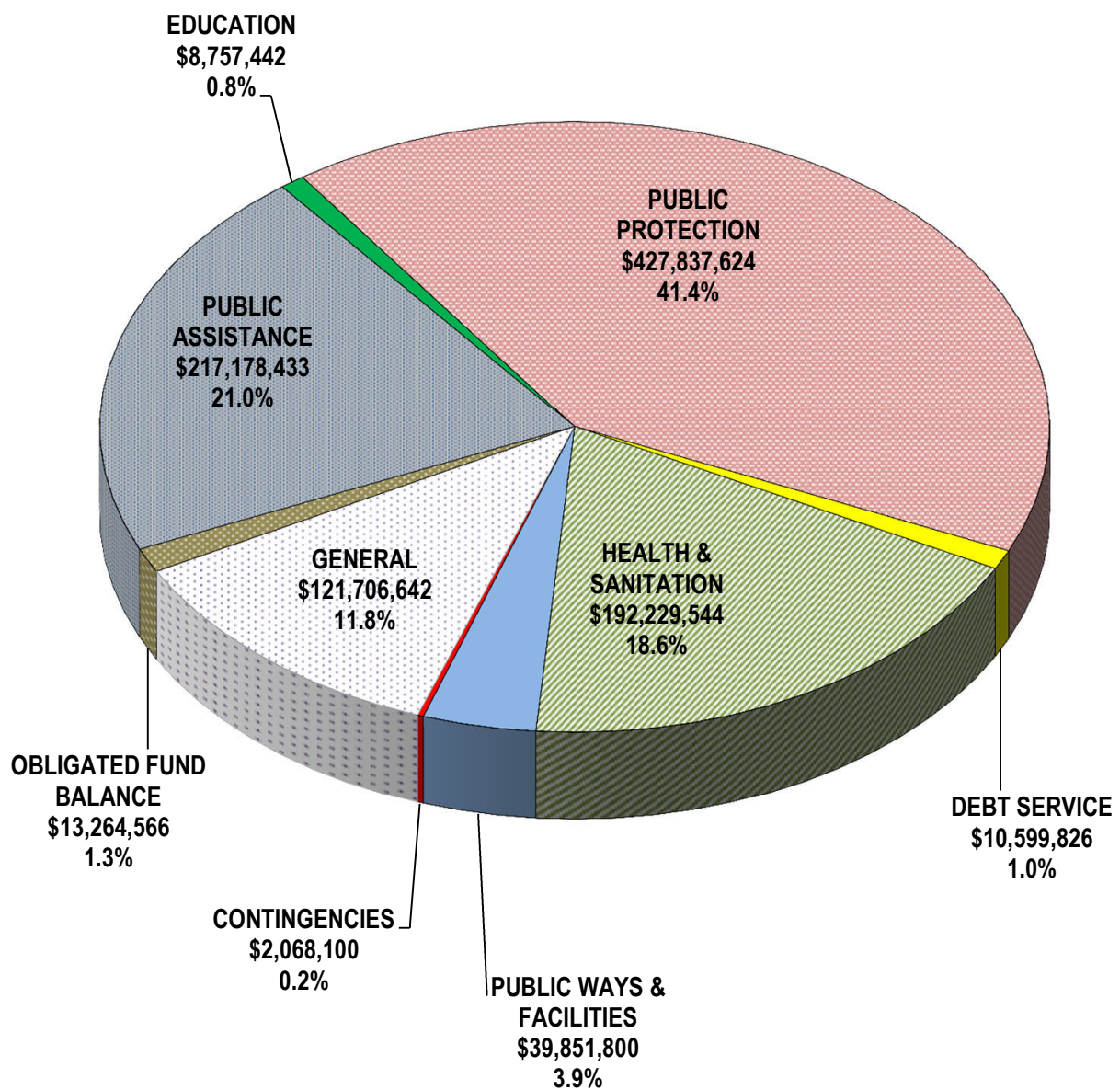
**COUNTY OF VENTURA
STATE OF CALIFORNIA**
DETAIL OF ADDITIONAL FINANCING SOURCES BY FUND AND ACCOUNT
GOVERNMENTAL FUNDS
FOR FISCAL YEAR 2012-13

FUND	FINANCING SOURCE CATEGORY	FINANCING SOURCE ACCOUNT	2010-11 ACTUAL	2011-12 Actual Estimated	2012-13 RECOMMENDED	2012-13 ADOPTED BY THE BOARD OF SUPERVISORS
1	2	3	4	5	6	7
SPECIAL REVENUE FUNDS						
IHSS PUBLIC AUTHORITY 1690						
OTHER FINANCING SOURCES						
		OPERATING TRANSFERS IN 5580 9833	751,014	802,309	831,000	831,000
		TOTAL OTHER FINANCING SOURCES	4,333,247	4,552,309	4,737,500	4,737,500
TOTAL IHSS PUBLIC AUTHORITY			11,172,425	12,065,469	12,466,469	12,466,469
TOTAL SPECIAL REVENUE FUNDS			148,258,405	114,437,165	118,306,837	116,349,143
PERMANENT FUNDS						
GEORGE D. LYON BOOK FUND 1980						
REV- USE OF MONEY & PROPERTY						
		INTEREST 5895 8911	11,441	7,539	6,370	6,370
		TOTAL REV- USE OF MONEY & PROPERTY	11,441	7,539	6,370	6,370
TOTAL GEORGE D. LYON BOOK FUND			11,441	7,539	6,370	6,370
TOTAL PERMANENT FUNDS			11,441	7,539	6,370	6,370
CAPITAL PROJECT FUNDS						
SANTA ROSA RD ASSESSMENT DIST 4333						
FINES, FORFEITURES & PENALTY						
		PENALTIES/COSTS-DEL TAXES 6863 8841	285	392	0	0
		TOTAL FINES, FORFEITURES & PENALTY	285	392	0	0
REV- USE OF MONEY & PROPERTY						
		INTEREST 6863 8911	535	151	200	200
		TOTAL REV- USE OF MONEY & PROPERTY	535	151	200	200
CHARGES FOR SERVICES						
		ASSESSMENT & TAX COLL FEES 6863 9424	14,639	14,917	20,100	20,100
		TOTAL CHARGES FOR SERVICES	14,639	14,917	20,100	20,100
TOTAL SANTA ROSA RD ASSESSMENT DIST			15,459	15,461	20,300	20,300
TOTAL CAPITAL PROJECT FUNDS			15,459	15,461	20,300	20,300
TOTAL ALL FUNDS			998,494,375	971,508,855	995,170,975	993,495,881



COUNTY OF VENTURA
FINANCING REQUIREMENTS (USES) BY FUNCTION
GOVERNMENTAL FUNDS
FISCAL YEAR 2012-13

\$1,033,493,977



COUNTY OF VENTURA
SUMMARY OF FINANCING USES BY FUNCTION AND FUND
GOVERNMENTAL FUNDS
FISCAL YEAR 2012-13

DETAIL BY REVENUE CATEGORY AND EXPENDITURE OBJECT	2009-10 ACTUALS	2010-11 ACTUALS	2011-12 RECOMMENDED BUDGET	2011-12 ADOPTED BY THE BOARD OF SUPERVISORS
1	2	3	4	5
SUMMARIZATION BY FUNCTION				
GENERAL	109,456,185	115,110,327	122,935,137	121,706,642
PUBLIC PROTECTION	417,434,358	421,848,187	428,142,545	427,837,624
PUBLIC WAYS & FACILITIES	30,945,035	28,991,229	39,561,800	39,851,800
HEALTH & SANITATION	173,045,964	183,429,267	192,229,544	192,229,544
PUBLIC ASSISTANCE	223,788,034	215,684,479	217,178,433	217,178,433
EDUCATION	10,008,162	8,854,292	8,757,442	8,757,442
DEBT SERVICE	9,099,539	10,056,488	10,599,826	10,599,826
TOTAL FINANCING USES BY FUNCTION	973,777,278	983,974,269	1,019,404,727	1,018,161,311
APPROPRIATION FOR CONTINGENCIES				
GENERAL FUND 0001	0	0	2,000,000	2,000,000
POB DEBT SERVICE 1630	0	0	0	0
ROAD FUND 1000	0	0	0	0
DEPARTMENT OF HUD 1025	0	0	0	0
HOME GRANT 1030	0	0	0	0
SHERIFF INMATE SPEC REV 1050	0	0	68,100	68,100
VC DEPT CHILD SUPPORT SVCS 1060	0	0	0	0
VENTURA COUNTY LIBRARY 1075	0	0	0	0
VENTURA COUNTY LIBRARY 1100	0	0	0	0
VENTURA COUNTY LIBRARY 1105	0	0	0	0
REVOLVING LOAN FUND 1200	0	0	0	0
EDA/CDBG REVOLVING LOAN FUND 1222	0	0	0	0
FISH & GAME 1300	0	0	0	0
DOMESTIC VIOLENCE PROGRAM 1325	0	0	0	0
SPAY/NEUTER PROGRAM 1350	0	0	0	0
WORKFORCE DEVELOPMENT 1380	0	0	0	0
MENTAL HEALTH SERVICES ACT 1450	0	0	0	0
STORMWATER UNINCORPORATED 1475	0	0	0	0
IHSS PUBLIC AUTHORITY 1690	0	0	0	0
GEORGE D. LYON BOOK FUND 1980	0	0	0	0
JUVENILE JUSTICE COMPLEX 4330	0	0	0	0
COURTS JUV JUSTICE 4332	0	0	0	0
SANTA ROSA RD ASSESSMENT DIST 4333	0	0	0	0
TOTAL APPROPRIATION FOR CONTINGENCIES	0	0	2,068,100	2,068,100
SUBTOTAL FINANCING USES	973,777,278	983,974,269	1,021,472,827	1,020,229,411

COUNTY OF VENTURA
SUMMARY OF FINANCING USES BY FUNCTION AND FUND
GOVERNMENTAL FUNDS
FISCAL YEAR 2012-13

DETAIL BY REVENUE CATEGORY AND EXPENDITURE OBJECT	2009-10 ACTUALS	2010-11 ACTUALS	2011-12 RECOMMENDED BUDGET	2011-12 ADOPTED BY THE BOARD OF SUPERVISORS
1	2	3	4	5

PROVISIONS FOR OBLIGATED FUND BALANCES

GENERAL FUND	0001		4,000,000	5,049,547
POB DEBT SERVICE	1630		0	0
ROAD FUND	1000		0	7,602,689
DEPARTMENT OF HUD	1025		0	0
HOME GRANT	1030		0	0
SHERIFF INMATE SPEC REV	1050		0	0
VC DEPT CHILD SUPPORT SVCS	1060		0	0
VENTURA COUNTY LIBRARY	1075		0	78,441
REVOLVING LOAN FUND	1200		0	0
EDA/CDBG REVOLVING LOAN FUND	1222		0	0
FISH & GAME	1300		0	14,479
DOMESTIC VIOLENCE PROGRAM	1325		11	21,931
SPAY/NEUTER PROGRAM	1350		0	10,277
WORKFORCE DEVELOPMENT	1380		0	0
MENTAL HEALTH SERVICES ACT	1450		0	0
STORMWATER UNINCORPORATED	1475		0	482,366
IHSS PUBLIC AUTHORITY	1690		0	0
GEORGE D. LYON BOOK FUND	1980		0	0
JUVENILE JUSTICE COMPLEX	4330		0	0
COURTS JUV JUSTICE	4332		0	0
SANTA ROSA RD ASSESSMENT DIST	4333		0	4,836
TOTAL OBLIGATED FUND BALANCES		0	0	4,000,011
TOTAL OBLIGATED FUND BALANCES		0	0	4,000,011

TOTAL FINANCING USES	973,777,278	983,974,269	1,025,472,838	1,033,493,977
-----------------------------	--------------------	--------------------	----------------------	----------------------

SUMMARIZATION BY FUND

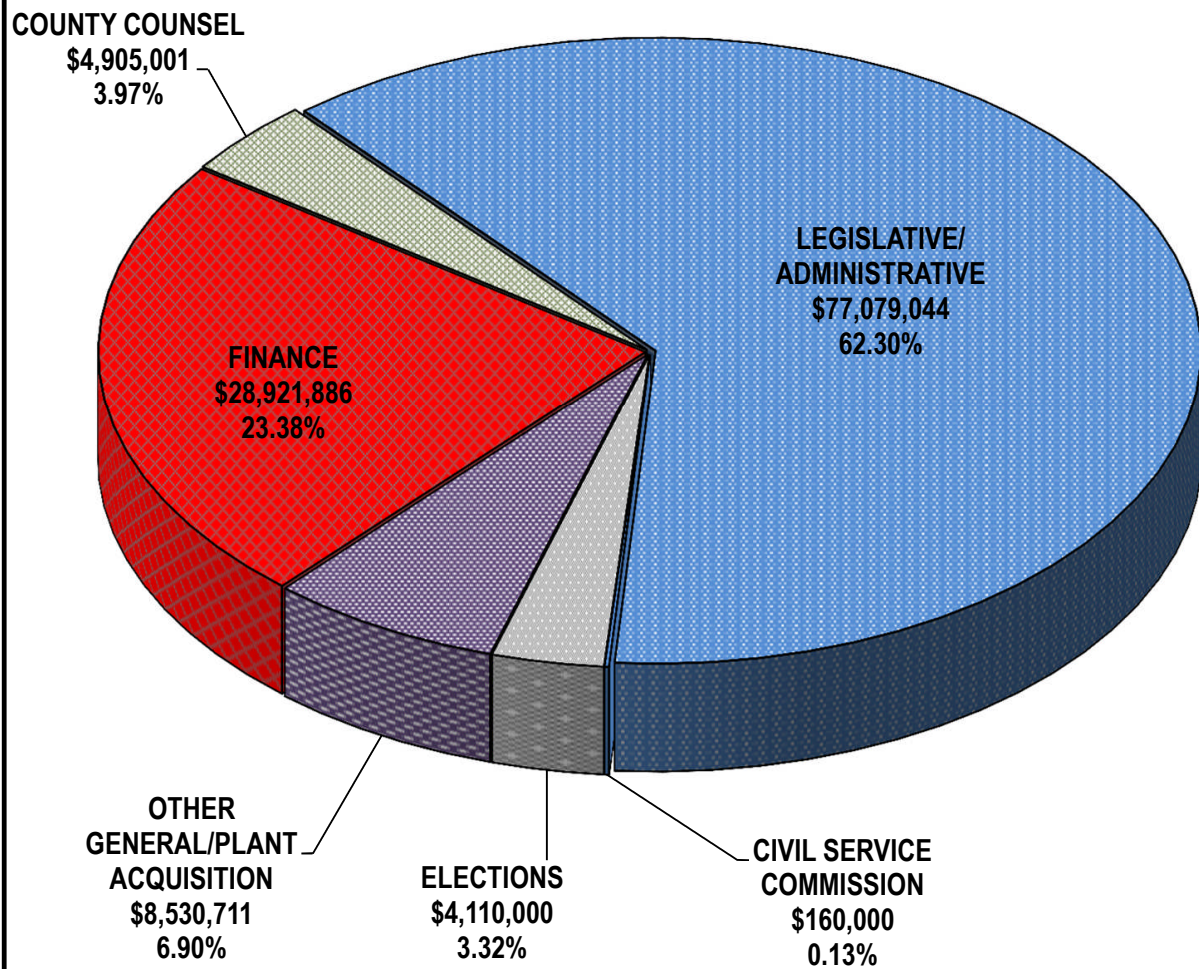
GENERAL FUND	0001	849,283,995	857,171,003	880,837,468	882,169,615
POB DEBT SERVICE	1630	0	0	0	0
ROAD FUND	1000	30,945,035	28,991,229	39,561,800	47,454,489
DEPARTMENT OF HUD	1025	3,208,334	2,578,971	1,585,414	1,585,414
HOME GRANT	1030	1,364,654	2,221,569	409,418	409,418
SHERIFF INMATE SPEC REV	1050	1,980,152	1,838,077	2,613,143	2,613,143
VC DEPT CHILD SUPPORT SVCS	1060	20,058,550	20,294,314	20,664,613	20,209,692
VENTURA COUNTY LIBRARY	1075	9,320,733	8,210,149	8,090,472	8,168,913
REDEV OBLIG RETIRE FD AB X1 26	1100	0	146,686	802,773	0

COUNTY OF VENTURA
SUMMARY OF FINANCING USES BY FUNCTION AND FUND
GOVERNMENTAL FUNDS
FISCAL YEAR 2012-13

DETAIL BY REVENUE CATEGORY AND EXPENDITURE OBJECT		2009-10 ACTUALS	2010-11 ACTUALS	2011-12 RECOMMENDED BUDGET	2011-12 ADOPTED BY THE BOARD OF SUPERVISORS
1		2	3	4	5
CO SUCCESSOR HOUSING AGY AB X1 26	1105	0	0	1,060,000	351,678
REVOLVING LOAN FUND	1200	525,063	0	0	0
EDA/CDBG REVOLVING LOAN FUND	1222	43,943	0	0	0
FISH & GAME	1300	29,386	10,067	48,400	62,879
DOMESTIC VIOLENCE PROGRAM	1325	208,443	134,111	154,037	175,957
SPAY/NEUTER PROGRAM	1350	96,396	69,460	35,000	45,277
WORKFORCE DEVELOPMENT	1380	10,449,331	7,168,877	7,403,752	7,403,752
MENTAL HEALTH SERVICES ACT	1450	34,547,130	41,406,806	47,532,009	47,532,009
STORMWATER UNINCORPORATED	1475	1,125,201	1,517,550	2,181,400	2,813,766
IHSS PUBLIC AUTHORITY	1690	10,552,583	12,170,516	12,466,469	12,466,469
GEORGE D. LYON BOOK FUND	1980	11,441	27,259	6,370	6,370
JUVENILE JUSTICE COMPLEX	4330	0	0	0	0
COURTS JUV JUSTICE	4332	0	0	0	0
SANTA ROSA RD ASSESSMENT DIST	4333	26,908	17,625	20,300	25,136
TOTAL FINANCING USES		973,777,278	983,974,269	1,025,472,838	1,033,493,977

COUNTY OF VENTURA
GENERAL FUNCTION BY ACTIVITY
GOVERNMENTAL FUNDS
FISCAL YEAR 2012-13

\$123,706,642



**COUNTY OF VENTURA
STATE OF CALIFORNIA**
DETAIL OF FINANCING USES BY FUNCTION, ACTIVITY AND BUDGET UNIT
GOVERNMENTAL FUNDS
FOR FISCAL YEAR 2012-13

DESCRIPTION	2010-11 ACTUAL	2011-12 Actual Estimated	2012-13 RECOMMENDED	2012-13 ADOPTED BY THE BOARD OF SUPERVISORS
1	2	3	4	5
GENERAL				
LEGISLATIVE/ADMINISTRATIVE				
SPECIAL ACCOUNTS & CONTRIBS	36,967,916	39,789,010	51,546,580	51,546,580
CEO-VARIOUS GRANTS	2,123,000	2,014,427	1,353,470	1,353,470
COUNTY EXECUTIVE OFFICE	12,604,759	13,056,206	14,041,784	14,041,784
TOBACCO SETTLEMENT PROGRAM	4,307,865	4,312,686	4,312,400	4,312,400
BOARD OF SUPERVISORS	3,146,675	3,145,284	3,473,132	3,473,132
GENERAL FUND CONTINGENCY	0	0	2,000,000	2,000,000
REDEV OBLIG RETIRE FD ABX126	0	146,686	802,773	0
CO SUCCESSOR HOUSING AGY ABX126	0	0	1,060,000	351,678
TOTAL LEGISLATIVE/ADMINISTRATIVE	59,150,215	62,464,299	78,590,139	77,079,044
FINANCE				
HR/PAYROLL SYSTEM PROJ	1,625,188	1,275,372	115,321	115,321
ASSESSOR	13,429,756	13,038,648	12,498,200	12,780,800
AUDITOR-CONTROLLER	10,895,776	10,819,234	11,210,765	11,210,765
TREASURER-TAX COLLECTOR	4,746,410	4,732,519	4,815,000	4,815,000
TOTAL FINANCE	30,697,130	29,865,772	28,639,286	28,921,886
COUNTY COUNSEL				
COUNTY COUNSEL	4,541,610	5,006,251	4,905,001	4,905,001
TOTAL COUNTY COUNSEL	4,541,610	5,006,251	4,905,001	4,905,001
PERSONNEL				
CIVIL SERVICE COMMISSION	89,889	85,667	160,000	160,000
TOTAL PERSONNEL	89,889	85,667	160,000	160,000
ELECTIONS				
ELECTIONS DIVISION	4,659,400	3,782,934	4,110,000	4,110,000
TOTAL ELECTIONS	4,659,400	3,782,934	4,110,000	4,110,000
PLANT ACQUISITION				
CAPITAL PROJECTS	1,400,132	4,640,423	0	0
SANTA ROSA ROAD ASSESSMENT DIST	26,908	17,625	20,300	20,300
TOTAL PLANT ACQUISITION	1,427,040	4,658,048	20,300	20,300

DETAIL OF FINANCING USES BY FUNCTION, ACTIVITY AND BUDGET UNIT
GOVERNMENTAL FUNDS
FOR FISCAL YEAR 2012-13

DESCRIPTION	2010-11 ACTUAL	2011-12 Actual Estimated	2012-13 RECOMMENDED	2012-13 ADOPTED BY THE BOARD OF SUPERVISORS
1	2	3	4	5
GENERAL				
OTHER GENERAL				
PWA-GENERAL FUND SERVICES	2,035,950	1,799,870	2,010,411	2,010,411
REQUIRED MAINTENANCE	6,854,952	7,447,486	6,500,000	6,500,000
TOTAL OTHER GENERAL	8,890,902	9,247,356	8,510,411	8,510,411
TOTAL GENERAL	109,456,185	115,110,327	124,935,137	123,706,642
PUBLIC PROTECTION				
JUDICIAL				
DISTRICT ATTORNEY	37,035,915	38,588,374	38,485,403	38,485,403
PUBLIC DEFENDER	13,693,242	14,220,273	14,274,254	14,274,254
TRIAL COURT FUNDING	22,767,251	22,661,076	24,130,000	24,130,000
INDIGENT LEGAL SERVICES	2,294,424	2,307,805	2,279,568	2,279,568
GRAND JURY	359,719	389,245	389,549	389,549
TOTAL JUDICIAL	76,150,552	78,166,773	79,558,774	79,558,774
POLICE PROTECTION				
SHERIFF-POLICE SERVICES	145,229,429	143,764,577	140,328,102	140,328,102
TOTAL POLICE PROTECTION	145,229,429	143,764,577	140,328,102	140,328,102
DETENTION & CORRECTION				
SHERIFF-DETENTION SERVICE	86,754,059	88,190,773	90,299,821	90,299,821
SHERIFF-INMATE WELFARE	1,044,971	882,300	1,228,508	1,228,508
SHERIFF-INMATE COMMISSARY	935,181	955,777	1,384,635	1,384,635
VENTURA COUNTY PROBATION AGENCY	56,871,393	58,495,345	61,327,733	61,327,733
TOTAL DETENTION & CORRECTION	145,605,604	148,524,195	154,240,697	154,240,697
FLOOD CONTROL & WTR CONSV				
STORMWATER-UNINCORPORATED	1,125,201	1,517,550	2,181,400	2,331,400
TOTAL FLOOD CONTROL & WTR CONSV	1,125,201	1,517,550	2,181,400	2,331,400
PROTECTIVE INSPECTION				
AGRICULTURAL COMMISSIONER	3,894,540	3,933,969	4,176,090	4,176,090
RMA-BUILDING & SAFETY	2,364,714	2,420,295	2,714,957	2,714,957
RMA-WEIGHTS & MEASURES	0	0	0	0

DETAIL OF FINANCING USES BY FUNCTION, ACTIVITY AND BUDGET UNIT
GOVERNMENTAL FUNDS
FOR FISCAL YEAR 2012-13

DESCRIPTION	2010-11 ACTUAL	2011-12 Actual Estimated	2012-13 RECOMMENDED	2012-13 ADOPTED BY THE BOARD OF SUPERVISORS
1	2	3	4	5
PUBLIC PROTECTION				
PROTECTIVE INSPECTION				
RMA-CODE COMPLIANCE	1,800,623	1,886,973	2,012,860	2,012,860
INTEGRATED WASTE MANAGEMENT DIVISION	1,639,090	1,697,891	2,073,104	2,073,104
TOTAL PROTECTIVE INSPECTION	9,698,966	9,939,129	10,977,011	10,977,011
OTHER PROTECTION				
PUBLIC ADMINIS/PUBLIC GUARDIAN	1,371,489	1,417,329	1,440,700	1,440,700
COUNTY CLERK	0	0	0	0
RECORDERS OFFICE	0	0	0	0
COUNTY CLERK AND RECORDER	3,928,276	4,439,714	4,616,628	4,616,628
ANIMAL SERVICES	5,116,893	5,109,813	5,297,713	5,297,713
SPAY/NEUTER PROGRAM	96,396	69,460	35,000	35,000
RMA-PLANNING DEPARTMENT	3,887,556	3,832,110	4,100,349	4,100,349
RMA-OPERATIONS	3,376,695	2,957,627	2,963,258	2,963,258
HCA-MEDICAL EXAMINER	1,759,366	1,805,530	1,758,000	1,758,000
VC DEPT CHILD SUPPORT SERVICES	20,058,550	20,294,314	20,664,613	20,209,692
FISH & GAME	29,386	10,067	48,400	48,400
TOTAL OTHER PROTECTION	39,624,606	39,935,964	40,924,661	40,469,740
TOTAL PUBLIC PROTECTION	417,434,358	421,848,187	428,210,645	427,905,724
PUBLIC WAYS & FACILITIES				
PUBLIC WAYS				
PW ROAD FUND-GENERAL	30,945,035	28,991,229	39,561,800	39,851,800
TOTAL PUBLIC WAYS	30,945,035	28,991,229	39,561,800	39,851,800
TOTAL PUBLIC WAYS & FACILITIES	30,945,035	28,991,229	39,561,800	39,851,800
HEALTH & SANITATION				
HEALTH				
ENVIRONMENTAL HEALTH DEPT	9,403,755	9,248,821	9,767,813	9,767,813
HCA-ADMIN & SUPPORT SERVICES	13,784,801	23,037,055	17,587,939	18,123,391
HCA-AB75 ADMIN/CLEARING	0	0	0	0
HCA-HLTH CARE COVERAGE INITIATIVE	1,176,263	1,424,586	1,912,694	1,912,694
HCA-EMERGENCY MEDICAL SERVICES	3,637,062	4,489,697	5,377,603	5,377,603

**COUNTY OF VENTURA
STATE OF CALIFORNIA**
DETAIL OF FINANCING USES BY FUNCTION, ACTIVITY AND BUDGET UNIT
GOVERNMENTAL FUNDS
FOR FISCAL YEAR 2012-13

DESCRIPTION	2010-11 ACTUAL	2011-12 Actual Estimated	2012-13 RECOMMENDED	2012-13 ADOPTED BY THE BOARD OF SUPERVISORS
1	2	3	4	5
HEALTH & SANITATION				
HEALTH				
HCA-PUBLIC HEALTH	20,818,991	18,682,759	18,671,069	18,671,069
HCA-WOMEN/INFANT/CHILDREN	5,651,156	5,009,808	4,602,000	4,602,000
HCA-CHILDREN'S MEDICAL SERVICES	8,239,838	8,794,185	9,197,079	9,197,079
HCA-MENTAL HEALTH	59,257,323	54,656,564	60,464,837	59,929,385
HCA-ALCOHOL/DRUG PROGRAMS	12,002,813	12,222,374	12,431,501	12,431,501
DRIVING UNDER THE INFLUENCE PROGR	4,526,834	4,456,613	4,685,000	4,685,000
MENTAL HEALTH SERVICES ACT	34,547,130	41,406,806	47,532,009	47,532,009
TOTAL HEALTH	173,045,964	183,429,267	192,229,544	192,229,544
TOTAL HEALTH & SANITATION	173,045,964	183,429,267	192,229,544	192,229,544
PUBLIC ASSISTANCE				
ADMINISTRATION				
HSA-PROGRAM OPERATIONS	113,334,450	111,409,353	112,061,000	112,061,000
HSA-DIRECT RECIPIENT AID	0	0	0	0
DIRECT RECIPIENT AID	77,513,065	73,729,471	76,760,000	76,760,000
TOTAL ADMINISTRATION	190,847,515	185,138,824	188,821,000	188,821,000
OTHER ASSISTANCE				
COMMUNITY DEV BLOCK GRANT	2,780,491	2,196,113	1,429,015	1,429,015
EMERGENCY SHELTER GRANT	427,843	382,858	156,399	156,399
HOME GRANT PROGRAM	1,364,654	2,221,569	409,418	409,418
REVOLVING LOAN PROGRAM	525,063	0	0	0
CDBG-LOAN	43,943	0	0	0
WORKFORCE DEVELOPMENT DIVISION	10,449,331	7,168,877	7,403,752	7,403,752
RAIN RIVER DWELLER AID	2,050,858	2,079,924	2,150,000	2,150,000
DOMESTIC VIOLENCE	208,443	134,111	154,026	154,026
IHSS PUBLIC AUTHORITY	10,552,583	12,170,516	12,466,469	12,466,469
AREA AGENCY ON AGING	4,537,310	4,191,688	4,188,354	4,188,354
TOTAL OTHER ASSISTANCE	32,940,519	30,545,655	28,357,433	28,357,433
TOTAL PUBLIC ASSISTANCE	223,788,034	215,684,479	217,178,433	217,178,433

**COUNTY OF VENTURA
STATE OF CALIFORNIA**
DETAIL OF FINANCING USES BY FUNCTION, ACTIVITY AND BUDGET UNIT
GOVERNMENTAL FUNDS
FOR FISCAL YEAR 2012-13

DESCRIPTION	2010-11 ACTUAL	2011-12 Actual Estimated	2012-13 RECOMMENDED	2012-13 ADOPTED BY THE BOARD OF SUPERVISORS
1	2	3	4	5
EDUCATION				
LIBRARY SERVICES				
VENTURA COUNTY LIBRARY ADMIN	243,430	228,060	225,000	225,000
VENTURA COUNTY LIBRARY	9,320,733	8,210,149	8,090,472	8,090,472
GEORGE D. LYON BOOK FUND	11,441	27,259	6,370	6,370
TOTAL LIBRARY SERVICES	9,575,604	8,465,468	8,321,842	8,321,842
AGRICULTURAL EDUCATION				
FARM ADVISOR	432,559	388,824	435,600	435,600
TOTAL AGRICULTURAL EDUCATION	432,559	388,824	435,600	435,600
TOTAL EDUCATION	10,008,162	8,854,292	8,757,442	8,757,442
DEBT SERVICE				
BOND INTEREST				
DEBT SERVICE	9,099,539	10,056,488	10,599,826	10,599,826
TOTAL BOND INTEREST	9,099,539	10,056,488	10,599,826	10,599,826
TOTAL DEBT SERVICE	9,099,539	10,056,488	10,599,826	10,599,826
TOTAL FINANCING USES BY FUNCTION	973,777,278	983,974,269	1,021,472,827	1,020,229,411

COUNTY OF VENTURA

COMPARISON OF ADOPTED BUDGET BY OBJECT GOVERNMENTAL FUNDS TEN FISCAL YEARS

