

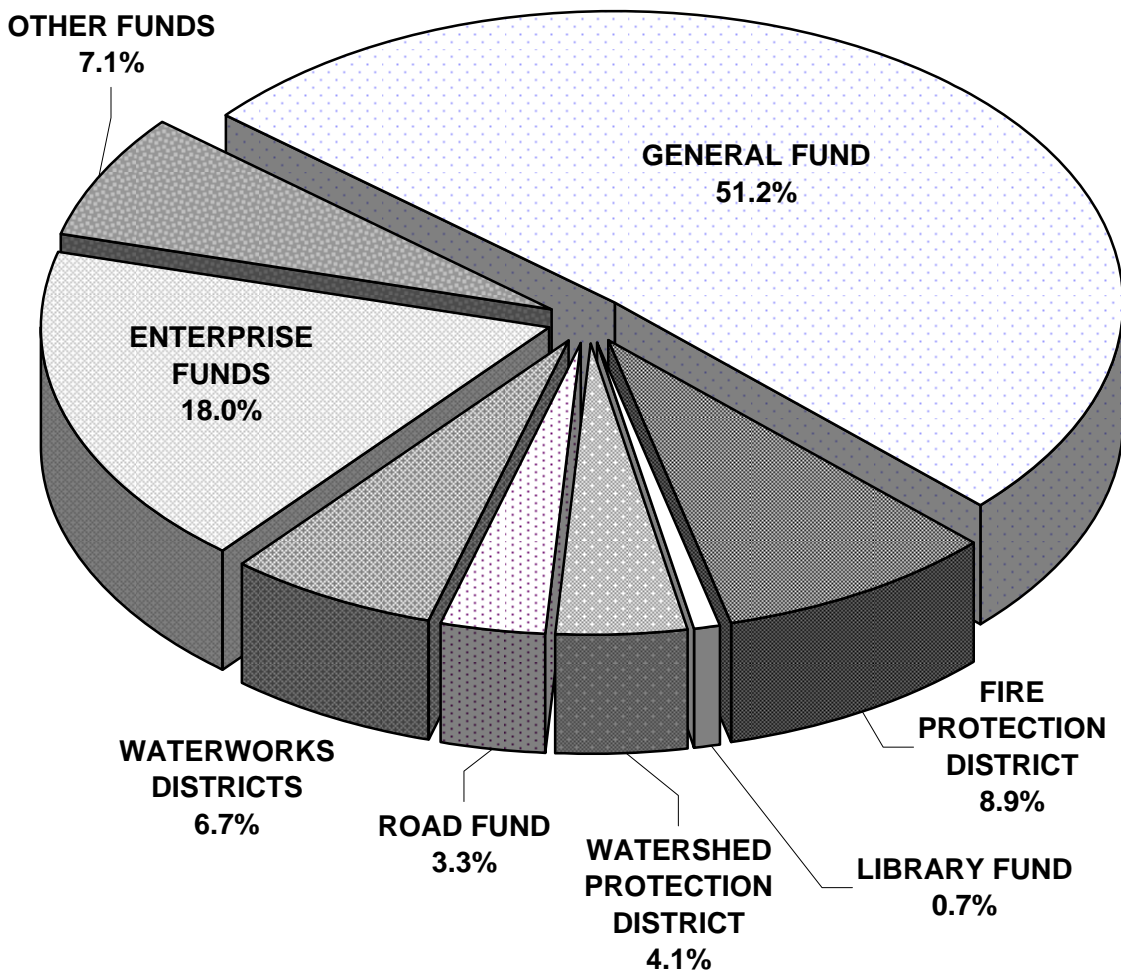
**SUMMARY SCHEDULES**  
**County of Ventura – State of California**





**COUNTY OF VENTURA**  
**FINANCING REQUIREMENTS - ALL FUNDS**  
**FISCAL YEAR 2009-10**

**\$1,748,796,741**



Excludes Internal Service Funds

**COUNTY OF VENTURA  
STATE OF CALIFORNIA**

**CONSOLIDATED BUDGET SUMMARY  
FISCAL YEAR 2009-10**

| NAME OF FUND                     | AVAILABLE FINANCING   |  |   |                      |
|----------------------------------|---|--|---|----------------------|
|                                  | FUND BALANCE<br>UNRESERVED<br>UNDESIGNATED<br>JUNE 30, 2009 | CANCELLATIONS<br>OF PRIOR YEAR<br>RESERVES | ESTIMATED<br>ADDITIONAL<br>FINANCING<br>SOURCES | TOTAL                |
| COUNTY OPERATING FUNDS           | 51,845,175  | 10,290,782                                 | 988,071,701                                     | 1,050,207,658        |
| SPECIAL DISTRICT FUNDS           | 96,476,959  | 8,608,424                                  | 278,997,159                                     | 384,082,542          |
| MEDICAL CENTER ENTERPRISE FUND   |   |  | 254,791,706                                     | 254,791,706          |
| ALL OTHER ENTERPRISE FUNDS       |   |  | 59,714,835                                      | 59,714,835           |
| <b>TOTAL AVAILABLE FINANCING</b> | <b>148,322,134</b>  | <b>18,899,206</b>                          | <b>1,581,575,401</b>                            | <b>1,748,796,741</b> |

| NAME OF FUND                        | FINANCIAL REQUIREMENTS      |   |                                       |                      |
|-------------------------------------|-----------------------------|---|---------------------------------------|----------------------|
|                                     | ESTIMATED<br>FINANCING USES | PROVISIONS FOR<br>RESERVES AND/OR<br>DESIGNATIONS | PROPRIETARY<br>ACCOUNT<br>ADJUSTMENTS | TOTAL                |
| COUNTY OPERATING FUNDS              | 999,269,996                 | 50,937,662  |                                       | 1,050,207,658        |
| SPECIAL DISTRICT FUNDS              | 357,352,838                 | 26,729,704  |                                       | 384,082,542          |
| MEDICAL CENTER ENTERPRISE FUND      | 270,917,852                 |   | (16,126,146)                          | 254,791,706          |
| ALL OTHER ENTERPRISE FUNDS          | 67,252,794                  |   | (7,537,959)                           | 59,714,835           |
| <b>TOTAL FINANCING REQUIREMENTS</b> | <b>1,694,793,480</b>        | <b>77,667,366</b>                                 | <b>(23,664,105)</b>                   | <b>1,748,796,741</b> |

**COUNTY OF VENTURA  
STATE OF CALIFORNIA  
SUMMARY OF COUNTY BUDGET**

**FOR FISCAL YEAR 2009-10**

| COUNTY FUNDS                       | AVAILABLE FINANCING  |  |   |                              | FINANCING REQUIREMENTS      |   |                                 |
|------------------------------------|--|--|---|------------------------------|-----------------------------|---|---------------------------------|
|                                    | FUND BALANCE<br>UNRESERVED/<br>UNDESIGNATED<br>JUNE 30, 2009 | RESERVE<br>AND<br>DESIGNATION<br>CANCELLATIONS | ESTIMATED<br>ADDITIONAL<br>FINANCING<br>SOURCES | TOTAL AVAILABLE<br>FINANCING | ESTIMATED<br>FINANCING USES | PROVISIONS FOR<br>RESERVES<br>AND/OR<br>DESIGNATIONS<br>(NEW OR INCR) | TOTAL FINANCING<br>REQUIREMENTS |
|                                    | (2)  | (3)  | (4)   | (5)                          | (6)                         | (7)   | (8)                             |
| GENERAL FUND 0001                  | 27,364,454   | 5,000,000                                      | 863,081,489                                     | 895,445,943                  | 863,081,489                 | 32,364,454  | 895,445,943                     |
| ROAD FUND 1000                     | 13,501,235   | 5,194,265                                      | 39,993,400                                      | 58,688,900                   | 52,993,100                  | 5,695,800   | 58,688,900                      |
| DEPARTMENT OF HUD 1025             | 0  | 0  | 2,098,360                                       | 2,098,360                    | 2,098,360                   | 0   | 2,098,360                       |
| HOME GRANT 1030                    | 0  | 0  | 898,207   | 898,207                      | 898,207                     | 0   | 898,207                         |
| SHERIFF INMATE SPEC REV 1050       | 554,320  | 0  | 2,201,000                                       | 2,755,320                    | 2,552,423                   | 202,897   | 2,755,320                       |
| VC DEPT CHILD SUPPORT SVCS 1060    | 0  | 0  | 20,665,412                                      | 20,665,412                   | 20,665,412                  | 0   | 20,665,412                      |
| VENTURA COUNTY LIBRARY 1075        | 2,361,939  | 0  | 10,620,752                                      | 12,982,691                   | 10,620,752                  | 2,361,939   | 12,982,691                      |
| REVOLVING LOAN FUND 1200           | 758,366  | 0  | 507,825   | 1,266,191                    | 1,266,191                   | 0   | 1,266,191                       |
| EDA/CDBG REVOLVING LOAN FUN 1222   | 154,998  | 0  | 10,985  | 165,983                      | 165,983                     | 0   | 165,983                         |
| FISH & GAME 1300                   | (3,474)  | 24,074   | 78,000  | 98,600                       | 78,000                      | 20,600  | 98,600                          |
| DOMESTIC VIOLENCE PROGRAM 1325     | (38,438)   | 38,438   | 255,962   | 255,962                      | 255,962                     | 0   | 255,962                         |
| SPAY/NEUTER PROGRAM 1350           | 50,513   | 32,670   | 32,750  | 115,933                      | 94,921                      | 21,012  | 115,933                         |
| WORKFORCE DEVELOPMENT 1380         | 0  | 0  | 6,902,074                                       | 6,902,074                    | 6,902,074                   | 0   | 6,902,074                       |
| MENTAL HEALTH SERVICES ACT 1450    | 6,549,701  | 0  | 27,768,529                                      | 34,318,230                   | 24,161,591                  | 10,156,639  | 34,318,230                      |
| STORMWATER UNINCORPORATED 1475     | 586,896  | 0  | 1,713,900                                       | 2,300,796                    | 2,192,475                   | 108,321   | 2,300,796                       |
| IHSS PUBLIC AUTHORITY 1690         | 0  | 0  | 10,523,346                                      | 10,523,346                   | 10,523,346                  | 0   | 10,523,346                      |
| GEORGE D. LYON BOOK FUND 1980      | 4,665  | 1,335  | 17,110  | 23,110                       | 17,110                      | 6,000   | 23,110                          |
| JUVENILE JUSTICE COMPLEX 4330      | 0  | 0  | 373,500   | 373,500                      | 373,500                     | 0   | 373,500                         |
| COURTS JUV JUSTICE 4332            | 0  | 0  | 255,500   | 255,500                      | 255,500                     | 0   | 255,500                         |
| SANTA ROSA RD ASSESSMENT DIST 4333 | 0  | 0  | 73,600  | 73,600                       | 73,600                      | 0   | 73,600                          |
| <b>Grand Totals</b>                | <b>51,845,175</b>  | <b>10,290,782</b>                              | <b>988,071,701</b>                              | <b>1,050,207,658</b>         | <b>999,269,996</b>          | <b>50,937,662</b>   | <b>1,050,207,658</b>            |

APPROPRIATION LIMIT 1,068,318,338

APPROPRIATION SUBJECT TO LIMIT 268,525,402

**COUNTY OF VENTURA  
STATE OF CALIFORNIA  
ANALYSIS OF FUND BALANCE UNRESERVED/UNDESIGNATED**

AS OF JUNE 30, 2009

| COUNTY FUNDS<br><br>(1)            | FUND BALANCE<br>(PER AUDITOR)<br>AS OF<br>JUNE 30, 2009<br>ACTUAL<br><br>(2) | LESS FUND BALANCE<br>RESERVED/DESIGNATED |                     |                         | FUND BALANCE<br>UNRESERVED/<br>UNDESIGNATED<br>AS OF<br>JUNE 30, 2009<br>ACTUAL<br><br>(6) |
|------------------------------------|--|--|---------------------|-------------------------|--|
|                                    |  | ENCUMBRANCES<br><br>(3)                  | RESERVES<br><br>(4) | DESIGNATIONS<br><br>(5) |  |
| GENERAL FUND 0001                  | 134,775,760  | 8,867,675                                | 11,040,752          | 87,502,879              | 27,364,454   |
| ROAD FUND 1000                     | 35,073,978   | 20,463,598                               | 0                   | 1,109,145               | 13,501,235   |
| DEPARTMENT OF HUD 1025             | 35,000   | 0  | 35,000              | 0                       | 0  |
| HOME GRANT 1030                    | 0  | 0  | 0                   | 0                       | 0  |
| SHERIFF INMATE SPEC REV 1050       | 1,786,600  | 1,031                                    | 32,932              | 1,198,317               | 554,320  |
| VC DEPT CHILD SUPPORT SVCS 1060    | 12,047   | 8,447                                    | 3,600               | 0                       | 0  |
| VENTURA COUNTY LIBRARY 1075        | 3,527,028  | 22,026                                   | 859                 | 1,142,204               | 2,361,939  |
| REVOLVING LOAN FUND 1200           | 1,468,575  | 0  | 701,029             | 9,180                   | 758,366  |
| EDA/CDBG REVOLVING LOAN FUND 1222  | 259,259  | 0  | 101,104             | 3,157                   | 154,998  |
| FISH & GAME 1300                   | 64,165   | 0  | 0                   | 67,639                  | (3,474)  |
| DOMESTIC VIOLENCE PROGRAM 1325     | 147,201  | 31,185                                   | 0                   | 154,454                 | (38,438)   |
| SPAY/NEUTER PROGRAM 1350           | 189,141  | 0  | 0                   | 138,628                 | 50,513   |
| WORKFORCE DEVELOPMENT 1380         | 570,468  | 570,468                                  | 0                   | 0                       | 0  |
| MENTAL HEALTH SERVICES ACT 1450    | 20,262,480   | 1,488,188                                | 1,559,058           | 10,665,533              | 6,549,701  |
| STORMWATER UNINCORPORATED 1475     | 681,339  | 93,943                                   | 0                   | 500                     | 586,896  |
| IHSS PUBLIC AUTHORITY 1690         | 453  | 453                                      | 0                   | 0                       | 0  |
| GEORGE D. LYON BOOK FUND 1980      | 1,137,767  | 0  | 1,132,906           | 196                     | 4,665  |
| JUVENILE JUSTICE COMPLEX 4330      | 0  | 0  | 0                   | 0                       | 0  |
| COURTS JUV JUSTICE 4332            | 0  | 0  | 0                   | 0                       | 0  |
| SANTA ROSA RD ASSESSMENT DIST 4333 | 30,501   | 30,501                                   | 0                   | 0                       | 0  |
| <b>GRAND TOTALS</b>                | <b>200,021,762</b>   | <b>31,577,515</b>                        | <b>14,607,240</b>   | <b>101,991,832</b>      | <b>51,845,175</b>  |

**COUNTY OF VENTURA  
STATE OF CALIFORNIA  
DETAIL OF PROVISIONS FOR RESERVES/DESIGNATIONS  
FOR FISCAL YEAR 2009-10**

ENCUMBRANCES NOT INCLUDED

| COUNTY FUNDS<br><br>(1)            | RESERVES/<br>DESIGNATIONS<br>BALANCE AS OF<br>JUNE 30, 2009<br><br>(2) | AMOUNT MADE AVAILABLE FOR<br>FINANCING BY CANCELLATION |  | INCREASE OR NEW RES/DES<br>TO BE PROVIDED IN BUDGET YR |  | TOTAL<br>RESERVES/<br>DESIGNATIONS<br>FOR<br>BUDGET YEAR<br><br>(7) | FUND<br><br>(8) |
|------------------------------------|--|--|--|--|--|---|-----------------|
|                                    |  | RECOMMENDED<br><br>(3)                                 | APPROVED/<br>ADOPTED BY<br>BOARD OF SUP<br><br>(4) | RECOMMENDED<br><br>(5)                                 | APPROVED/<br>ADOPTED BY<br>BOARD OF SUP<br><br>(6) |   |                 |
| GENERAL FUND                       |  |  |  |  |  |   |                 |
| GENERAL RESERVE                    | 9,000,000  |  |  |  |  | 9,000,000   | 0001            |
| RSRV FOR WORKNG CAPTL AD           | 681,400  |  |  |  |  | 681,400   | 0001            |
| RES-IMPRES ACT/PETTY CASH          | 17,035   |  |  |  |  | 17,035  | 0001            |
| RES-LOANS REC                      | 1,342,317  |  |  |  |  | 1,342,317   | 0001            |
| DESIGNATED FOR LITIGATION          | 369,747  |  |  |  |  | 369,747   | 0001            |
| DES-EFFICIENT VENTURA COUNTY       | 222,444  |  |  |  |  | 222,444   | 0001            |
| DESIGNATION FOR OPEB               | 5,000,000  | 5,000,000  | 5,000,000  |  |  |   | 0001            |
| DESIGNATION FOR HOMELESS STUDY     | 100,000  |  |  |  |  | 100,000   | 0001            |
| DESIG-SHERIFF ATTRITION MITIGATION | 0  |  |  | 5,000,000  | 5,000,000  | 5,000,000   | 0001            |
| DES-SUBSEQUENT YRS FINANC          | 63,210,688   |  |  | 25,964,454   | 25,964,454   | 89,175,142  | 0001            |
| DESIG-AUDIT DISALLOWANCE           | 1,000,000  |  |  |  |  | 1,000,000   | 0001            |
| DESIG-HEALTH CARE                  | 17,600,000   |  |  | 1,400,000  | 1,400,000  | 19,000,000  | 0001            |
| TOTAL GENERAL FUND                 | 98,543,631   | 5,000,000  | 5,000,000  | 32,364,454   | 32,364,454   | 125,908,085   |                 |
| ROAD FUND                          |  |  |  |  |  |   |                 |
| DES-SUBSEQUENT YRS FINANC          | 1,109,145  | 5,194,265  | 5,194,265  | 5,695,800  | 5,695,800  | 1,610,680   | 1000            |
| TOTAL ROAD FUND                    | 1,109,145  | 5,194,265  | 5,194,265  | 5,695,800  | 5,695,800  | 1,610,680   |                 |
| DEPARTMENT OF HUD                  |  |  |  |  |  |   |                 |
| RES-LOANS REC                      | 35,000   |  |  |  |  | 35,000  | 1025            |
| TOTAL DEPARTMENT OF HUD            | 35,000   | 0  | 0  | 0  | 0  | 35,000  |                 |
| SHERIFF INMATE SPEC REV            |  |  |  |  |  |   |                 |
| RESERVE-INVENTORY                  | 32,932   |  |  |  |  | 32,932  | 1050            |
| DES-SUBSEQUENT YRS FINANC          | 1,184,917  |  |  | 202,897  | 202,897  | 1,387,814   | 1050            |
| DESIG-COMPUTER SYS DEV             | 13,400   |  |  |  |  | 13,400  | 1050            |
| TOTAL SHERIFF INMATE SPEC REV      | 1,231,249  | 0  | 0  | 202,897  | 202,897  | 1,434,146   |                 |
| VC DEPT CHILD SUPPORT SVCS         |  |  |  |  |  |   |                 |
| RES-IMPRES ACT/PETTY CASH          | 3,600  |  |  |  |  | 3,600   | 1060            |
| TOTAL VC DEPT CHILD SUPPORT SVCS   | 3,600  | 0  | 0  | 0  | 0  | 3,600   |                 |
| VENTURA COUNTY LIBRARY             |  |  |  |  |  |   |                 |
| RES-IMPRES ACT/PETTY CASH          | 859  |  |  |  |  | 859   | 1075            |
| DES-SUBSEQUENT YRS FINANC          | 1,142,204  |  |  | 2,361,939  | 2,361,939  | 3,504,143   | 1075            |
| TOTAL VENTURA COUNTY LIBRARY       | 1,143,063  | 0  | 0  | 2,361,939  | 2,361,939  | 3,505,002   |                 |
| REVOLVING LOAN FUND                |  |  |  |  |  |   |                 |
| RES-LOANS REC                      | 701,029  |  |  |  |  | 701,029   | 1200            |
| DES-SUBSEQUENT YRS FINANC          | 9,180  |  |  |  |  | 9,180   | 1200            |
| TOTAL REVOLVING LOAN FUND          | 710,209  | 0  | 0  | 0  | 0  | 710,209   |                 |
| EDA/CDBG REVOLVING LOAN FUND       |  |  |  |  |  |   |                 |
| RES-LOANS REC                      | 101,104  |  |  |  |  | 101,104   | 1222            |
| DES-SUBSEQUENT YRS FINANC          | 3,157  |  |  |  |  | 3,157   | 1222            |
| TOTAL EDA/CDBG REVOLVING LOAN FUND | 104,261  | 0  | 0  | 0  | 0  | 104,261   |                 |
| FISH & GAME                        |  |  |  |  |  |   |                 |
| DES-SUBSEQUENT YRS FINANC          | 67,639   | 24,074   | 24,074   | 20,600   | 20,600   | 64,165  | 1300            |
| TOTAL FISH & GAME                  | 67,639   | 24,074   | 24,074   | 20,600   | 20,600   | 64,165  |                 |
| DOMESTIC VIOLENCE PROGRAM          |  |  |  |  |  |   |                 |
| DES-SUBSEQUENT YRS FINANC          | 154,454  | 38,438   | 38,438   |  |  | 116,016   | 1325            |
| TOTAL DOMESTIC VIOLENCE PROGRAM    | 154,454  | 38,438   | 38,438   | 0  | 0  | 116,016   |                 |
| SPAY/NEUTER PROGRAM                |  |  |  |  |  |   |                 |
| DES-SUBSEQUENT YRS FINANC          | 138,628  | 32,670   | 32,670   | 21,012   | 21,012   | 126,970   | 1350            |
| TOTAL SPAY/NEUTER PROGRAM          | 138,628  | 32,670   | 32,670   | 21,012   | 21,012   | 126,970   |                 |
| MENTAL HEALTH SERVICES ACT         |  |  |  |  |  |   |                 |
| MHSA PRUDENT RESERVE               | 1,559,058  |  |  |  |  | 1,559,058   | 1450            |
| DES-SUBSEQUENT YRS FINANC          | 10,665,533   |  |  | 10,156,639   | 10,156,639   | 20,822,172  | 1450            |
| TOTAL MENTAL HEALTH SERVICES ACT   | 12,224,591   | 0  | 0  | 10,156,639   | 10,156,639   | 22,381,230  |                 |



**COUNTY OF VENTURA  
 STATE OF CALIFORNIA  
 DETAIL OF PROVISIONS FOR RESERVES/DESIGNATIONS**

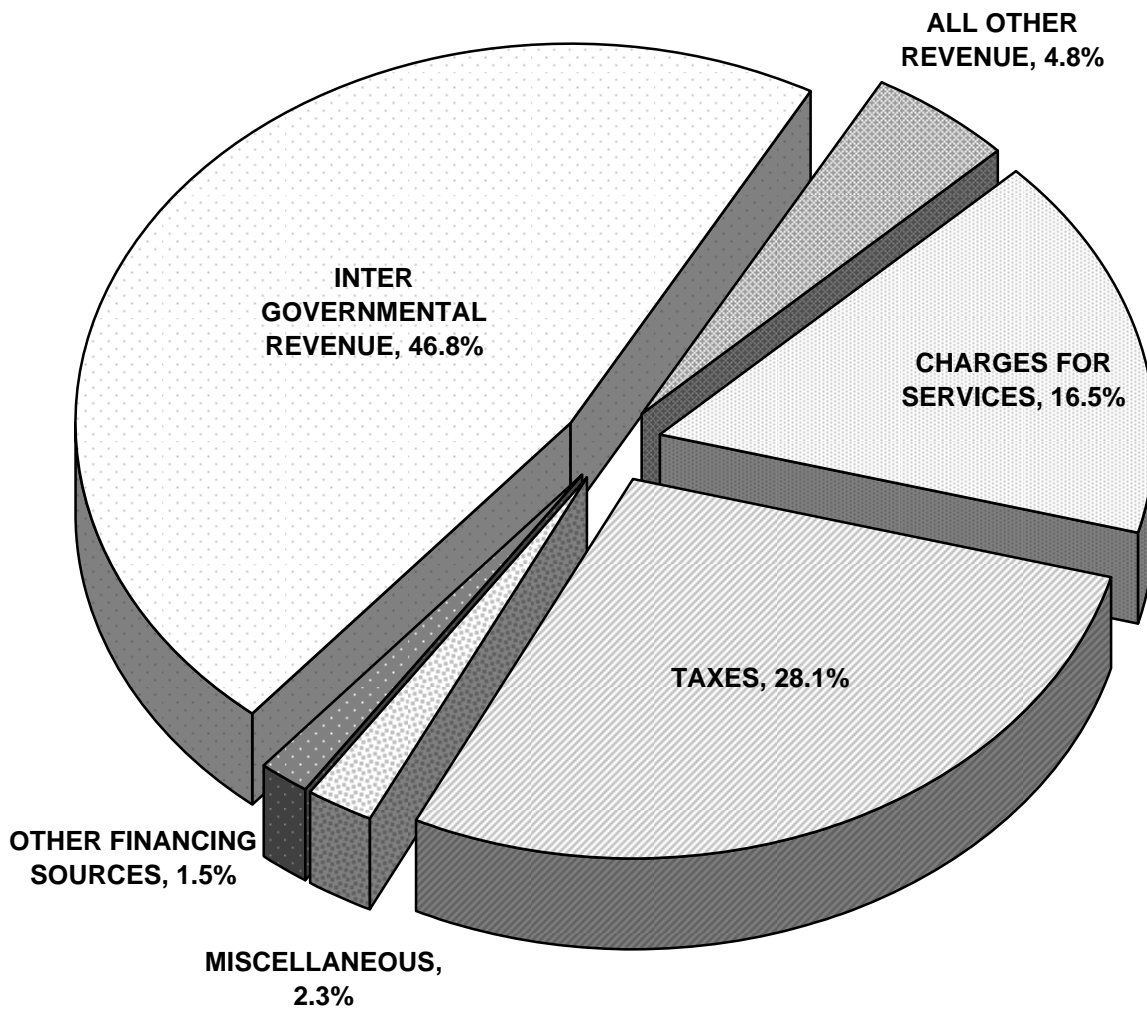
FOR FISCAL YEAR 2009-10

ENCUMBRANCES NOT INCLUDED

| COUNTY FUNDS<br><br>(1)                                | RESERVES/<br>DESIGNATIONS<br>BALANCE AS OF<br>JUNE 30, 2009<br><br>(2) | AMOUNT MADE AVAILABLE FOR<br>FINANCING BY CANCELLATION |  | INCREASE OR NEW RES/DES<br>TO BE PROVIDED IN BUDGET YR |  | TOTAL<br>RESERVES/<br>DESIGNATIONS<br>FOR<br>BUDGET YEAR<br><br>(7) | FUND<br><br>(8) |
|--|--|--|--|--|--|---|-----------------|
|  |  | RECOMMENDED<br><br>(3)                                 | APPROVED/<br>ADOPTED BY<br>BOARD OF SUP<br>(4) | RECOMMENDED<br><br>(5)                                 | APPROVED/<br>ADOPTED BY<br>BOARD OF SUP<br>(6) |   |                 |
| STORMWATER UNINCORPORATED<br>DES-SUBSEQUENT YRS FINANC | 500  |  |  | 108,321  | 108,321  | 108,821   | 1475            |
| TOTAL STORMWATER UNINCORPORATE                         | <u>500</u>   | <u>0</u>   | <u>0</u>                                       | <u>108,321</u>   | <u>108,321</u>                                 | <u>108,821</u>  |                 |
| GEORGE D. LYON BOOK FUND<br>RESERVE-ENDOWMENT          | 1,132,906  |  |  |  |  | 1,132,906   | 1980            |
| DES-SUBSEQUENT YRS FINANC                              | 196  | 1,335  | 1,335  | 6,000  | 6,000  | 4,861   |                 |
| TOTAL GEORGE D. LYON BOOK FUND                         | <u>1,133,102</u>   | <u>1,335</u>   | <u>1,335</u>                                   | <u>6,000</u>   | <u>6,000</u>                                   | <u>1,137,767</u>  |                 |
| GRAND TOTALS   | 116,599,072  | 10,290,782   | 10,290,782                                     | 50,937,662   | 50,937,662                                     | 157,245,952   |                 |

**COUNTY OF VENTURA**  
**SUMMARY OF AVAILABLE FINANCING**  
**FISCAL YEAR 2009-10**

**\$988,071,701**



Includes governmental funds only

Source: Schedule 4

**SUMMARY OF ESTIMATED ADDITIONAL FINANCING SOURCES, ESTIMATED  
REVENUE, OTHER FINANCING SOURCES AND RESIDUAL EQUITY TRANSFERS**

FOR FISCAL YEAR 2009-10

| DESCRIPTION<br>(1)               | ACTUAL<br>2007-08<br>(2) | ACTUAL<br>2008-09<br>(3) | ESTIMATES<br>RECOMMENDED<br>2009-10<br>(4) | APPROVED<br>BY BOARD OF<br>SUPERVISORS<br>(5) |
|----------------------------------|--------------------------|--------------------------|--|---|
| <b>SUMMARIZATION BY SOURCE:</b>  |                          |                          |  |   |
| TAXES                            | 284,925,588              | 288,444,302              | 277,949,629                                | 277,949,629                                   |
| LICENSES, PERMITS AND FRANCHISES | 18,531,491               | 18,694,719               | 19,670,382                                 | 19,720,382                                    |
| FINES, FORFEITURES AND PENALTY   | 13,473,273               | 14,457,373               | 20,881,270                                 | 20,908,989                                    |
| REV-USE OF MONEY AND PROPERTY    | 11,111,843               | 7,913,973                | 6,994,745                                  | 7,088,745                                     |
| INTERGOVERNMENTAL REVENUE        | 447,280,570              | 459,122,969              | 456,084,691                                | 462,723,185                                   |
| CHARGES FOR SERVICES             | 149,317,743              | 156,519,276              | 161,924,625                                | 162,444,863                                   |
| MISCELLANEOUS REVENUES           | 34,153,523               | 24,697,298               | 21,412,967                                 | 22,104,506                                    |
| OTHER FINANCING SOURCES          | 19,050,580               | 14,373,837               | 15,131,402                                 | 15,131,402                                    |
| RESIDUAL EQUITY TRANSFERS        | 237,067                  | 0                        | 0  | 0   |
| GRAND TOTALS                     | 978,081,678              | 984,223,747              | 980,049,711                                | 988,071,701                                   |

**SUMMARIZATION BY FUND:**

|                                 |             |             |             |             |
|---------------------------------|-------------|-------------|-------------|-------------|
| GENERAL FUND                    | 856,881,871 | 873,185,430 | 865,402,123 | 863,081,489 |
| POB DEBT SERVICE                | 12,492,225  | 0           | 0           | 0           |
| ROAD FUND                       | 32,530,708  | 37,844,251  | 33,000,100  | 39,993,400  |
| DEPARTMENT OF HUD               | 2,577,726   | 1,541,948   | 2,098,360   | 2,098,360   |
| HOME GRANT                      | 1,338,004   | 632,541     | 898,207     | 898,207     |
| SHERIFF INMATE                  | 2,301,329   | 2,257,893   | 2,201,000   | 2,201,000   |
| VC CHILD SUPPORT SERVICES       | 20,731,637  | 19,760,392  | 20,665,412  | 20,665,412  |
| VENTURA COUNTY LIBRARY          | 10,515,594  | 10,874,515  | 10,620,752  | 10,620,752  |
| REVOLVING LOAN FUND             | 117,991     | 97,251      | 507,825     | 507,825     |
| EDA/CDBG REVOLVING LOAN FUND    | 10,985      | 10,985      | 10,985      | 10,985      |
| FISH AND GAME                   | 84,352      | 62,556      | 78,000      | 78,000      |
| DOMESTIC VIOLENCE PROGRAM       | 210,260     | 195,138     | 255,962     | 255,962     |
| SPAY/NEUTER PROGRAM             | 34,538      | 38,867      | 32,750      | 32,750      |
| WORKFORCE DEVELOPMENT DIVISION  | 5,860,360   | 6,854,636   | 6,902,074   | 6,902,074   |
| MENTAL HEALTH SERVICES ACT      | 21,825,753  | 19,918,887  | 24,419,205  | 27,768,529  |
| STORMWATER UNINCORPORATED       | 1,063,877   | 1,234,092   | 1,713,900   | 1,713,900   |
| IHSS PUBLIC AUTHORITY           | 9,291,109   | 8,858,483   | 10,523,346  | 10,523,346  |
| GEORGE D. LYON BOOK FUND        | 50,922      | 33,434      | 17,110      | 17,110      |
| JUVENILE JUSTICE COMPLEX        | 29,383      | 40,773      | 373,500     | 373,500     |
| COURTS JUV JUSTICE              | 56,281      | 396         | 255,500     | 255,500     |
| SANTA ROSA ROAD ASSESSMENT DIST | 76,772      | 781,280     | 73,600      | 73,600      |
| GRAND TOTALS                    | 978,081,678 | 984,223,747 | 980,049,711 | 988,071,701 |

**COUNTY OF VENTURA  
STATE OF CALIFORNIA  
ANALYSIS OF FINANCING SOURCES BY SOURCE BY FUND**

FOR FISCAL YEAR 2009-10

| SOURCE CLASSIFICATION                     |      |      | ACTUAL             | ACTUAL             | ESTIMATES          | ADOPTED            | FUND                 |                        |  |
|---|------|------|--------------------|--------------------|--------------------|--------------------|----------------------|------------------------|--|
| (1)                                       |      |      | 2007-08            | 2008-09            | RECOMMENDED        | BY BOARD OF        | (GENERAL UNLESS      |                        |  |
|   |      |      | (2)                | (3)                | 2009-10            | SUPERVISORS        | OTHERWISE INDICATED) |                        |  |
|   |      |      |                    |                    | (4)                | (5)                | (6)                  |                        |  |
| <b>TAXES</b>                              |      |      |                    |                    |                    |                    |                      |                        |  |
| <b>PROPERTY TAX-CURR SUPPL</b>            |      |      |                    |                    |                    |                    |                      |                        |  |
| GENERAL PURPOSE (INDIRECT                 | 1070 | 8627 | 5,813,432          | 3,900,022          | 5,000,000          | 5,000,000          | 0001                 |                        |  |
| AUDITOR-CONTROLLER                        | 1510 | 8627 | 0                  | 0                  | 0                  | 0                  | 0001                 |                        |  |
| VENTURA COUNTY LIBRARY                    | 5810 | 8627 | 277,733            | 185,156            | 277,700            | 277,700            | 1075                 | VENTURA COUNTY LIBRAR' |  |
| <b>PROPERTY TAX-PRIOR SUPPL</b>           |      |      |                    |                    |                    |                    |                      |                        |  |
| GENERAL PURPOSE (INDIRECT                 | 1070 | 8647 | 606,718            | 964,978            | 200,000            | 200,000            | 0001                 |                        |  |
| VENTURA COUNTY LIBRARY                    | 5810 | 8647 | 30,207             | 49,875             | 0                  | 0                  | 1075                 | VENTURA COUNTY LIBRAR' |  |
| GENERAL PURPOSE (INDIRECT                 | 1070 | 8649 | 86,041,270         | 89,954,004         | 85,000,000         | 85,000,000         | 0001                 |                        |  |
| <b>PROPERTY TAXES-CURR SECUR</b>          |      |      |                    |                    |                    |                    |                      |                        |  |
| GENERAL PURPOSE (INDIRECT                 | 1070 | 8611 | 163,285,987        | 167,147,828        | 160,800,000        | 160,800,000        | 0001                 |                        |  |
| VENTURA COUNTY LIBRARY                    | 5810 | 8611 | 7,564,299          | 7,814,045          | 7,440,229          | 7,440,229          | 1075                 | VENTURA COUNTY LIBRAR' |  |
| <b>PROPERTY TAXES-CURR UNSEC</b>          |      |      |                    |                    |                    |                    |                      |                        |  |
| GENERAL PURPOSE (INDIRECT                 | 1070 | 8621 | 5,356,830          | 5,468,357          | 5,500,000          | 5,500,000          | 0001                 |                        |  |
| VENTURA COUNTY LIBRARY                    | 5810 | 8621 | 231,726            | 227,432            | 231,700            | 231,700            | 1075                 | VENTURA COUNTY LIBRAR' |  |
| <b>PROPERTY TAXES-PRIOR SECUR</b>         |      |      |                    |                    |                    |                    |                      |                        |  |
| GENERAL PURPOSE (INDIRECT                 | 1070 | 8631 | 0                  | (10,901)           | 0                  | 0                  | 0001                 |                        |  |
| <b>PROPERTY TAXES-PRIOR UNSEC</b>         |      |      |                    |                    |                    |                    |                      |                        |  |
| GENERAL PURPOSE (INDIRECT                 | 1070 | 8641 | 197,778            | 153,769            | 150,000            | 150,000            | 0001                 |                        |  |
| VENTURA COUNTY LIBRARY                    | 5810 | 8641 | 8,888              | 7,816              | 0                  | 0                  | 1075                 | VENTURA COUNTY LIBRAR' |  |
| <b>SALES AND USE TAXES</b>                |      |      |                    |                    |                    |                    |                      |                        |  |
| GENERAL PURPOSE (INDIRECT                 | 1070 | 8661 | 6,976,077          | 6,222,681          | 6,600,000          | 6,600,000          | 0001                 |                        |  |
| PW ROAD FUND-GENERAL                      | 6150 | 8662 | 1,395,366          | 698,365            | 750,000            | 750,000            | 1000                 | ROAD FUND              |  |
| PW ROAD FUND-GENERAL                      | 6150 | 8663 | 38,804             | 118,348            | 25,000             | 25,000             | 1000                 | ROAD FUND              |  |
| GENERAL PURPOSE (INDIRECT                 | 1070 | 8664 | (31,951)           | (33,756)           | 0                  | 0                  | 0001                 |                        |  |
| GENERAL PURPOSE (INDIRECT                 | 1070 | 8665 | 2,465,956          | 2,266,729          | 2,200,000          | 2,200,000          | 0001                 |                        |  |
| <b>OTHER</b>                              |      |      |                    |                    |                    |                    |                      |                        |  |
| GENERAL PURPOSE (INDIRECT                 | 1070 | 8671 | 4,408,099          | 3,071,760          | 3,500,000          | 3,500,000          | 0001                 |                        |  |
| GENERAL PURPOSE (INDIRECT                 | 1070 | 8672 | 255,720            | 235,120            | 275,000            | 275,000            | 0001                 |                        |  |
| GENERAL PURPOSE (INDIRECT                 | 1070 | 8673 | 2,651              | 2,673              | 0                  | 0                  | 0001                 |                        |  |
| <b>TOTAL TAXES</b>                        |      |      | <u>284,925,588</u> | <u>288,444,302</u> | <u>277,949,629</u> | <u>277,949,629</u> |                      |                        |  |
| <b>LICENSES, PERMITS &amp; FRANCHISES</b> |      |      |                    |                    |                    |                    |                      |                        |  |
| <b>ANIMAL LICENSES</b>                    |      |      |                    |                    |                    |                    |                      |                        |  |
| ANIMAL REGULATION                         | 4600 | 8711 | 1,217,127          | 1,288,094          | 1,217,126          | 1,217,126          | 0001                 |                        |  |
| <b>BUSINESS LICENSES</b>                  |      |      |                    |                    |                    |                    |                      |                        |  |
| ENVIRONMENTAL HEALTH DEP                  | 4750 | 8721 | 2,769,600          | 2,992,924          | 3,202,877          | 3,202,877          | 0001                 |                        |  |
| ENVIRONMENTAL HEALTH DEP                  | 4750 | 8722 | 59,524             | 297                | 0                  | 0                  | 0001                 |                        |  |
| ENVIRONMENTAL HEALTH DEP                  | 4750 | 8723 | 2,409,830          | 2,324,815          | 2,391,600          | 2,391,600          | 0001                 |                        |  |
| GENERAL PURPOSE (INDIRECT                 | 1070 | 8724 | 1,401,428          | 1,518,003          | 1,550,000          | 1,550,000          | 0001                 |                        |  |

**COUNTY OF VENTURA  
STATE OF CALIFORNIA  
ANALYSIS OF FINANCING SOURCES BY SOURCE BY FUND**

FOR FISCAL YEAR 2009-10

| SOURCE CLASSIFICATION          |      |      | ACTUAL            | ACTUAL            | ESTIMATES         | ADOPTED           | FUND                 |                        |  |
|--------------------------------|------|------|-------------------|-------------------|-------------------|-------------------|----------------------|------------------------|--|
| (1)                            |      |      | 2007-08           | 2008-09           | RECOMMENDED       | BY BOARD OF       | (GENERAL UNLESS      |                        |  |
|                                |      |      | (2)               | (3)               | 2009-10           | SUPERVISORS       | OTHERWISE INDICATED) |                        |  |
|                                |      |      |                   |                   | (4)               | (5)               | (6)                  |                        |  |
| LICENSES, PERMITS & FRANCHISES |      |      |                   |                   |                   |                   |                      |                        |  |
| CONSTRUCTION PERMITS           |      |      |                   |                   |                   |                   |                      |                        |  |
| RMA-BUILDING & SAFETY          | 4710 | 8731 | 1,618,027         | 1,406,704         | 1,680,257         | 1,680,257         | 0001                 |                        |  |
| ENVIRONMENTAL HEALTH DEP       | 4750 | 8731 | 263,803           | 188,010           | 270,000           | 270,000           | 0001                 |                        |  |
| ROAD PRIVILEGES & PERMITS      |      |      |                   |                   |                   |                   |                      |                        |  |
| PW ROAD FUND-GENERAL           | 6150 | 8741 | 400,452           | 315,785           | 355,000           | 355,000           | 1000                 | ROAD FUND              |  |
| ZONING PERMITS                 |      |      |                   |                   |                   |                   |                      |                        |  |
| RMA-PLANNING DEPARTMENT        | 4700 | 8751 | 313,365           | 253,205           | 276,450           | 276,450           | 0001                 |                        |  |
| RMA-BUILDING & SAFETY          | 4710 | 8751 | (104)             | 52                | 0                 | 0                 | 0001                 |                        |  |
| ENVIRONMENTAL HEALTH DEP       | 4750 | 8751 | 75,697            | 69,362            | 103,604           | 103,604           | 0001                 |                        |  |
| FRANCHISES                     |      |      |                   |                   |                   |                   |                      |                        |  |
| GENERAL PURPOSE (INDIRECT      | 1070 | 8761 | 3,842,819         | 4,031,939         | 4,000,000         | 4,000,000         | 0001                 |                        |  |
| OTHER LICENSES & PERMITS       |      |      |                   |                   |                   |                   |                      |                        |  |
| PUBLIC ADMINIS/PUBLIC GUAR     | 1930 | 8771 | 11,049            | 12,936            | 10,000            | 10,000            | 0001                 |                        |  |
| COUNTY CLERK AND RECORDI       | 3040 | 8771 | 372,495           | 394,300           | 380,000           | 380,000           | 0001                 |                        |  |
| DISTRICT ATTORNEY              | 3400 | 8771 | 738,830           | 731,533           | 777,398           | 777,398           | 0001                 |                        |  |
| SHERIFF-POLICE SERVICES        | 4000 | 8771 | 10,255            | 14,240            | 15,000            | 15,000            | 0001                 |                        |  |
| RMA-PLANNING DEPARTMENT        | 4700 | 8771 | 52,930            | 36,756            | 50,000            | 50,000            | 0001                 |                        |  |
| RMA-BUILDING & SAFETY          | 4710 | 8771 | 32                | 0                 | 0                 | 0                 | 0001                 |                        |  |
| RMA-WEIGHTS & MEASURES         | 4720 | 8771 | 25,540            | 23,756            | 0                 | 0                 | 0001                 |                        |  |
| RMA-OPERATIONS                 | 4730 | 8771 | 15                | 0                 | 0                 | 0                 | 0001                 |                        |  |
| ENVIRONMENTAL HEALTH DEP       | 4750 | 8771 | 189,960           | (31,004)          | 80,000            | 80,000            | 0001                 |                        |  |
| RMA-ENFORCEMENT                | 4760 | 8771 | 0                 | 0                 | 24,000            | 24,000            | 0001                 |                        |  |
| HCA-EMERGENCY MEDICAL SE       | 5090 | 8771 | 11,974            | 11,501            | 12,000            | 12,000            | 0001                 |                        |  |
| DOMESTIC VIOLENCE              | 5570 | 8771 | 98,918            | 102,782           | 130,996           | 130,996           | 1325                 | DOMESTIC VIOLENCE PROC |  |
| RMA-WEIGHTS & MEASURES         | 4720 | 8773 | 408,207           | 450,293           | 0                 | 0                 | 0001                 |                        |  |
| RMA-ENFORCEMENT                | 4760 | 8773 | 0                 | 0                 | 450,000           | 450,000           | 0001                 |                        |  |
| RMA-WEIGHTS & MEASURES         | 4720 | 8774 | 178,418           | 212,822           | 0                 | 0                 | 0001                 |                        |  |
| ENVIRONMENTAL HEALTH DEP       | 4750 | 8774 | 1,338,254         | 1,607,987         | 1,652,601         | 1,652,601         | 0001                 |                        |  |
| RMA-ENFORCEMENT                | 4760 | 8774 | 0                 | 0                 | 225,000           | 275,000           | 0001                 |                        |  |
| RMA-PLANNING DEPARTMENT        | 4700 | 8775 | 598,849           | 615,823           | 679,000           | 679,000           | 0001                 |                        |  |
| RMA-BUILDING & SAFETY          | 4710 | 8775 | 119,773           | 117,231           | 133,073           | 133,073           | 0001                 |                        |  |
| COUNTY CLERK AND RECORDI       | 3040 | 8776 | 4,424             | 4,575             | 4,400             | 4,400             | 0001                 |                        |  |
| TOTAL LICENSES, PERMITS & FRAN |      |      | <u>18,531,491</u> | <u>18,694,719</u> | <u>19,670,382</u> | <u>19,720,382</u> |                      |                        |  |
| FINES, FORFEITURES & PENALTY   |      |      |                   |                   |                   |                   |                      |                        |  |
| VEHICLE CODE FINES             |      |      |                   |                   |                   |                   |                      |                        |  |
| TRIAL COURT FUNDING            | 3700 | 8811 | 102,656           | 125,799           | 100,000           | 100,000           | 0001                 |                        |  |
| SHERIFF-POLICE SERVICES        | 4000 | 8811 | 132,809           | 191,740           | 132,800           | 132,800           | 0001                 |                        |  |
| HCA-ALCOHOL/DRUG PROGRA        | 5150 | 8811 | 0                 | 45,364            | 298,253           | 298,253           | 0001                 |                        |  |
| PW ROAD FUND-GENERAL           | 6150 | 8811 | 214,373           | 252,825           | 255,000           | 255,000           | 1000                 | ROAD FUND              |  |
| HCA-ALCOHOL/DRUG PROGRA        | 5150 | 8812 | 0                 | 0                 | 0                 | 0                 | 0001                 |                        |  |

**COUNTY OF VENTURA  
STATE OF CALIFORNIA  
ANALYSIS OF FINANCING SOURCES BY SOURCE BY FUND**

FOR FISCAL YEAR 2009-10

| SOURCE CLASSIFICATION                     |      |      | ACTUAL            | ACTUAL            | ESTIMATES         | ADOPTED           | FUND                 |                        |
|---|------|------|-------------------|-------------------|-------------------|-------------------|----------------------|------------------------|
| (1)                                       |      |      | 2007-08           | 2008-09           | RECOMMENDED       | BY BOARD OF       | (GENERAL UNLESS      |                        |
|   |      |      | (2)               | (3)               | 2009-10           | SUPERVISORS       | OTHERWISE INDICATED) |                        |
|   |      |      |                   |                   | (4)               | (5)               | (6)                  |                        |
| <b>FINES, FORFEITURES &amp; PENALTY</b>   |      |      |                   |                   |                   |                   |                      |                        |
| VEHICLE CODE FINES                        |      |      |                   |                   |                   |                   |                      |                        |
| TRIAL COURT FUNDING                       | 3700 | 8813 | 1,082,772         | 1,104,717         | 1,100,000         | 1,100,000         | 0001                 |                        |
| HCA-ALCOHOL/DRUG PROGRA                   | 5150 | 8813 | 0                 | 0                 | 0                 | 0                 | 0001                 |                        |
| OTHER COURT FINES                         |      |      |                   |                   |                   |                   |                      |                        |
| TRIAL COURT FUNDING                       | 3700 | 8821 | 1,640,321         | 1,801,958         | 1,900,000         | 1,900,000         | 0001                 |                        |
| SHERIFF-POLICE SERVICES                   | 4000 | 8821 | 382,302           | 344,798           | 246,233           | 273,952           | 0001                 |                        |
| SHERIFF-DETENTION SERVICE                 | 4050 | 8821 | 62,311            | 64,121            | 65,670            | 65,670            | 0001                 |                        |
| HCA-PUBLIC HEALTH                         | 5100 | 8821 | 65,142            | 64,647            | 57,400            | 57,400            | 0001                 |                        |
| HCA-ALCOHOL/DRUG PROGRA                   | 5150 | 8821 | (3)               | 90,727            | 160,177           | 160,177           | 0001                 |                        |
| DOMESTIC VIOLENCE                         | 5570 | 8821 | 97,923            | 85,963            | 119,952           | 119,952           | 1325                 | DOMESTIC VIOLENCE PROC |
| HCA-EMERGENCY MEDICAL SE                  | 5090 | 8823 | 1,586,898         | 1,632,600         | 1,788,224         | 1,788,224         | 0001                 |                        |
| FORFEITURES AND PENALTIES                 |      |      |                   |                   |                   |                   |                      |                        |
| COUNTY EXECUTIVE OFFICE                   | 1040 | 8831 | 400               | 0                 | 0                 | 0                 | 0001                 |                        |
| CAPITAL PROJECTS                          | 1050 | 8831 | 232,457           | 432,384           | 0                 | 0                 | 0001                 |                        |
| GENERAL PURPOSE (INDIRECT                 | 1070 | 8831 | 10,000            | 68,038            | 0                 | 0                 | 0001                 |                        |
| DEBT SERVICE                              | 1075 | 8831 | 3,130,818         | 3,130,661         | 3,030,233         | 3,030,233         | 0001                 |                        |
| DISTRICT ATTORNEY                         | 3400 | 8831 | 60,973            | 386,980           | 1,673,309         | 1,673,309         | 0001                 |                        |
| TRIAL COURT FUNDING                       | 3700 | 8831 | 1,789,434         | 1,908,230         | 1,900,000         | 1,900,000         | 0001                 |                        |
| GRAND JURY                                | 3820 | 8831 | 32,531            | 31,506            | 30,463            | 30,463            | 0001                 |                        |
| SHERIFF-POLICE SERVICES                   | 4000 | 8831 | 613,963           | 595,641           | 634,556           | 634,556           | 0001                 |                        |
| RMA-PLANNING DEPARTMENT                   | 4700 | 8831 | 21,060            | 14,073            | 0                 | 0                 | 0001                 |                        |
| RMA-BUILDING & SAFETY                     | 4710 | 8831 | 5,000             | 0                 | 0                 | 0                 | 0001                 |                        |
| RMA-WEIGHTS & MEASURES                    | 4720 | 8831 | 59,529            | 134,651           | 0                 | 0                 | 0001                 |                        |
| RMA-ENFORCEMENT                           | 4760 | 8831 | 0                 | 0                 | 60,000            | 60,000            | 0001                 |                        |
| HCA-EMERGENCY MEDICAL SE                  | 5090 | 8831 | 152,745           | 164,219           | 166,000           | 166,000           | 0001                 |                        |
| COURTS JUV JUSTICE                        | 6862 | 8831 | 29,911            | 396               | 0                 | 0                 | 4332                 | COURTS JUV JUSTICE     |
| PENALTIES/COSTS-DEL TAXES                 |      |      |                   |                   |                   |                   |                      |                        |
| GENERAL PURPOSE (INDIRECT                 | 1070 | 8841 | 0                 | 0                 | 0                 | 0                 | 0001                 |                        |
| TREASURER-TAX COLLECTOR                   | 1900 | 8841 | 611,860           | 646,500           | 660,000           | 660,000           | 0001                 |                        |
| ENVIRONMENTAL HEALTH DEP                  | 4750 | 8841 | 3,229             | 5,953             | 3,000             | 3,000             | 0001                 |                        |
| VENTURA COUNTY LIBRARY                    | 5810 | 8841 | 5,445             | 6,336             | 0                 | 0                 | 1075                 | VENTURA COUNTY LIBRAR' |
| STORMWATER-UNINCORPORA                    | 6180 | 8841 | 137               | 333               | 0                 | 0                 | 1475                 | STORMWATER UNINCORPC   |
| SANTA ROSA ROAD ASSESSME                  | 6863 | 8841 | 156               | 235               | 0                 | 0                 | 4333                 | SANTA ROSA RD ASSESSM  |
| GENERAL PURPOSE (INDIRECT                 | 1070 | 8842 | 1,346,122         | 1,125,979         | 6,500,000         | 6,500,000         | 0001                 |                        |
| <b>TOTAL FINES, FORFEITURES &amp; PEN</b> |      |      | <b>13,473,273</b> | <b>14,457,373</b> | <b>20,881,270</b> | <b>20,908,989</b> |                      |                        |
| <b>REV-USE OF MONEY &amp; PROPERTY</b>    |      |      |                   |                   |                   |                   |                      |                        |
| INTEREST                                  |      |      |                   |                   |                   |                   |                      |                        |
| GENERAL PURPOSE (INDIRECT                 | 1070 | 8911 | 0                 | 0                 | 0                 | 0                 | 0001                 |                        |
| TOBACCO SETTLEMENT PROG                   | 1080 | 8911 | 571,810           | 384,850           | 122,000           | 216,000           | 0001                 |                        |
| ASSESSOR                                  | 1300 | 8911 | 0                 | 0                 | 0                 | 0                 | 0001                 |                        |
| REVOLVING LOAN PROGRAM                    | 1620 | 8911 | 42,601            | 28,435            | 25,300            | 25,300            | 1200                 | REVOLVING LOAN FUND    |

**COUNTY OF VENTURA  
STATE OF CALIFORNIA  
ANALYSIS OF FINANCING SOURCES BY SOURCE BY FUND**

FOR FISCAL YEAR 2009-10

| SOURCE CLASSIFICATION                    |      |      | ACTUAL            | ACTUAL           | ESTIMATES        | ADOPTED          | FUND                 |                         |  |
|--|------|------|-------------------|------------------|------------------|------------------|----------------------|-------------------------|--|
| (1)                                      |      |      | 2007-08           | 2008-09          | RECOMMENDED      | BY BOARD OF      | (GENERAL UNLESS      |                         |  |
|  |      |      | (2)               | (3)              | 2009-10          | SUPERVISORS      | OTHERWISE INDICATED) |                         |  |
|  |      |      |                   |                  | (4)              | (5)              | (6)                  |                         |  |
| <b>REV-USE OF MONEY &amp; PROPERTY</b>   |      |      |                   |                  |                  |                  |                      |                         |  |
| <b>INTEREST</b>                          |      |      |                   |                  |                  |                  |                      |                         |  |
| POB DEBT SERVICE                         | 1630 | 8911 | 80,144            | 0                | 0                | 0                | 0003                 | POB DEBT SERVICE        |  |
| PUBLIC ADMINIS/PUBLIC GUAR               | 1930 | 8911 | 123,094           | 84,226           | 40,000           | 40,000           | 0001                 |                         |  |
| WORKFORCE DEVELOPMENT I                  | 2300 | 8911 | 4,246             | 2,569            | 2,000            | 2,000            | 1380                 | WORKFORCE DEVELOPMEI    |  |
| DISTRICT ATTORNEY                        | 3400 | 8911 | 4,152             | 2,772            | 1,057            | 1,057            | 0001                 |                         |  |
| SHERIFF-POLICE SERVICES                  | 4000 | 8911 | 20,687            | 5,380            | 0                | 0                | 0001                 |                         |  |
| SHERIFF-DETENTION SERVICE                | 4050 | 8911 | 79,416            | 50,829           | 50,000           | 50,000           | 0001                 |                         |  |
| SHERIFF-INMATE WELFARE                   | 4080 | 8911 | 20,992            | 81,927           | 20,000           | 20,000           | 1050                 | SHERIFF INMATE SPEC REV |  |
| SHERIFF-INMATE COMMISSAR                 | 4090 | 8911 | 42,375            | 0                | 35,000           | 35,000           | 1050                 | SHERIFF INMATE SPEC REV |  |
| VENTURA COUNTY PROBATION                 | 4200 | 8911 | 0                 | 0                | 49,000           | 49,000           | 0001                 |                         |  |
| SPAY/NEUTER PROGRAM                      | 4620 | 8911 | 6,478             | 5,015            | 0                | 0                | 1350                 | SPAY/NEUTER PROGRAM     |  |
| TRANSITIONAL LIVING CENTER               | 4630 | 8911 | 0                 | 456              | 1,000            | 1,000            | 0001                 |                         |  |
| ENVIRONMENTAL HEALTH DEP                 | 4750 | 8911 | 3,889             | 2,649            | 3,000            | 3,000            | 0001                 |                         |  |
| HCA-AB75 ADMIN/CLEARING                  | 5060 | 8911 | 10,172            | 12,241           | 6,000            | 6,000            | 0001                 |                         |  |
| HCA-PUBLIC HEALTH                        | 5100 | 8911 | 5,245             | 17,582           | 0                | 0                | 0001                 |                         |  |
| HCA-MENTAL HEALTH                        | 5130 | 8911 | 459,587           | 200,000          | 250,000          | 250,000          | 0001                 |                         |  |
| HCA-ALCOHOL/DRUG PROGRA                  | 5150 | 8911 | 0                 | 0                | 139,436          | 139,436          | 0001                 |                         |  |
| MENTAL HEALTH SERVICES AC                | 5180 | 8911 | 437,123           | 543,597          | 500,000          | 500,000          | 1450                 | MENTAL HEALTH SERVICES  |  |
| DOMESTIC VIOLENCE                        | 5570 | 8911 | 13,419            | 6,392            | 5,014            | 5,014            | 1325                 | DOMESTIC VIOLENCE PROC  |  |
| IHSS PUBLIC AUTHORITY                    | 5580 | 8911 | 25,323            | 18,710           | 0                | 0                | 1690                 | IHSS PUBLIC AUTHORITY   |  |
| VC DEPT CHILD SUPPORT SER                | 5720 | 8911 | 41,246            | 25,775           | 11,800           | 11,800           | 1060                 | VC DEPT CHILD SUPPORT S |  |
| VENTURA COUNTY LIBRARY                   | 5810 | 8911 | 191,709           | 99,875           | 46,300           | 46,300           | 1075                 | VENTURA COUNTY LIBRAR   |  |
| GEORGE D. LYON BOOK FUND                 | 5895 | 8911 | 50,922            | 33,434           | 17,110           | 17,110           | 1980                 | GEORGE D. LYON BOOK FU  |  |
| PWA-GENERAL FUND SERVICE                 | 6100 | 8911 | 15,183            | 52,612           | 0                | 0                | 0001                 |                         |  |
| PW ROAD FUND-GENERAL                     | 6150 | 8911 | 951,353           | 645,074          | 346,700          | 346,700          | 1000                 | ROAD FUND               |  |
| STORMWATER-UNINCORPORA                   | 6180 | 8911 | 18,229            | 14,050           | 6,400            | 6,400            | 1475                 | STORMWATER UNINCORPC    |  |
| SANTA ROSA ROAD ASSESSME                 | 6863 | 8911 | 10,537            | 11,872           | 2,000            | 2,000            | 4333                 | SANTA ROSA RD ASSESSM   |  |
| FISH & GAME                              | 7400 | 8911 | 3,086             | 1,555            | 3,000            | 3,000            | 1300                 | FISH & GAME             |  |
| REVOLVING LOAN PROGRAM                   | 1620 | 8914 | 24,118            | 20,725           | 31,941           | 31,941           | 1200                 | REVOLVING LOAN FUND     |  |
| CDBG-LOAN                                | 1626 | 8914 | 6,750             | 6,477            | 6,187            | 6,187            | 1222                 | EDA/CDBG REVOLVING LOA  |  |
| GENERAL PURPOSE (INDIRECT                | 1070 | 8915 | 7,033,784         | 4,750,054        | 4,000,000        | 4,000,000        | 0001                 |                         |  |
| <b>RENTS AND CONCESSIONS</b>             |      |      |                   |                  |                  |                  |                      |                         |  |
| SPECIAL ACCOUNTS & CONTRI                | 1010 | 8931 | 728,319           | 720,500          | 1,140,000        | 1,140,000        | 0001                 |                         |  |
| CAPITAL PROJECTS                         | 1050 | 8931 | 0                 | 0                | 0                | 0                | 0001                 |                         |  |
| DEBT SERVICE                             | 1075 | 8931 | 0                 | 0                | 0                | 0                | 0001                 |                         |  |
| VENTURA COUNTY LIBRARY                   | 5810 | 8931 | 76,472            | 76,469           | 76,500           | 76,500           | 1075                 | VENTURA COUNTY LIBRAR   |  |
| PW ROAD FUND-GENERAL                     | 6150 | 8931 | 7,884             | 7,872            | 8,000            | 8,000            | 1000                 | ROAD FUND               |  |
| INTEGRATED WASTE MANAGEI                 | 6170 | 8931 | 1,500             | 0                | 0                | 0                | 0001                 |                         |  |
| <b>ROYALTIES</b>                         |      |      |                   |                  |                  |                  |                      |                         |  |
| INTEGRATED WASTE MANAGEI                 | 6170 | 8958 | 0                 | 0                | 50,000           | 50,000           | 0001                 |                         |  |
| <b>TOTAL REV-USE OF MONEY &amp; PROF</b> |      |      | <b>11,111,843</b> | <b>7,913,973</b> | <b>6,994,745</b> | <b>7,088,745</b> |                      |                         |  |

**COUNTY OF VENTURA  
STATE OF CALIFORNIA  
ANALYSIS OF FINANCING SOURCES BY SOURCE BY FUND**

FOR FISCAL YEAR 2009-10

| SOURCE CLASSIFICATION            |      |      | ACTUAL<br>2007-08 | ACTUAL<br>2008-09 | ESTIMATES<br>RECOMMENDED<br>2009-10 | ADOPTED<br>BY BOARD OF<br>SUPERVISORS |      | FUND<br>(GENERAL UNLESS<br>OTHERWISE INDICATED) |
|----------------------------------|------|------|-------------------|-------------------|-------------------------------------|---------------------------------------|------|---|
| (1)                              |      |      | (2)               | (3)               | (4)                                 | (5)                                   |      | (6)   |
| <b>INTERGOVERNMENTAL REVENUE</b> |      |      |                   |                   |                                     |                                       |      |   |
| <b>INTER GOVT REV P.Y.</b>       |      |      |                   |                   |                                     |                                       |      |   |
| HCA-ALCOHOL/DRUG PROGRA          | 5150 | 9009 | 74,666            | 3,850             | 0                                   | 0                                     | 0001 |   |
| <b>STATE-HIGHWAY USERS TAX</b>   |      |      |                   |                   |                                     |                                       |      |   |
| PW ROAD FUND-GENERAL             | 6150 | 9021 | 20,004            | 20,004            | 20,000                              | 20,000                                | 1000 | ROAD FUND                                       |
| PW ROAD FUND-GENERAL             | 6150 | 9023 | 42,715            | 42,715            | 42,700                              | 42,700                                | 1000 | ROAD FUND                                       |
| PW ROAD FUND-GENERAL             | 6150 | 9024 | 3,958,975         | 3,622,202         | 3,609,600                           | 3,609,600                             | 1000 | ROAD FUND                                       |
| PW ROAD FUND-GENERAL             | 6150 | 9025 | 577,354           | 531,574           | 519,700                             | 519,700                               | 1000 | ROAD FUND                                       |
| PW ROAD FUND-GENERAL             | 6150 | 9027 | 8,123,171         | 7,485,474         | 7,305,800                           | 7,305,800                             | 1000 | ROAD FUND                                       |
| <b>STATE-MTR VEH IN-LIEU TX</b>  |      |      |                   |                   |                                     |                                       |      |   |
| DIRECT RECIPIENT AID             | 5600 | 9031 | 0                 | 0                 | 0                                   | 0                                     | 0001 |   |
| SPECIAL ACCOUNTS & CONTRI        | 1010 | 9032 | 21,670,208        | 19,876,849        | 19,689,981                          | 19,689,981                            | 0001 |   |
| SPECIAL ACCOUNTS & CONTRI        | 1010 | 9034 | 150,019           | 150,019           | 150,019                             | 150,019                               | 0001 |   |
| ENVIRONMENTAL HEALTH DEP         | 4750 | 9035 | 104,334           | 98,133            | 90,000                              | 90,000                                | 0001 |   |
| HCA-PUBLIC HEALTH                | 5100 | 9035 | 4,027,519         | 3,694,351         | 3,700,000                           | 3,700,000                             | 0001 |   |
| HCA-MENTAL HEALTH                | 5130 | 9035 | 5,410,689         | 4,985,655         | 5,000,000                           | 5,000,000                             | 0001 |   |
| HSA-DIRECT RECIPIENT AID         | 5360 | 9035 | 0                 | 36,397            | 0                                   | 0                                     | 0001 |   |
| SPECIAL ACCOUNTS & CONTRI        | 1010 | 9036 | (9,542,542)       | (8,814,536)       | (8,790,000)                         | (8,790,000)                           | 0001 |   |
| <b>STATE-PUBLIC ASSIST ADMIN</b> |      |      |                   |                   |                                     |                                       |      |   |
| HSA-PROGRAM OPERATIONS           | 5300 | 9061 | 14,748,775        | 15,314,063        | 17,000,000                          | 17,000,000                            | 0001 |   |
| HSA-DIRECT RECIPIENT AID         | 5360 | 9061 | 3,832,796         | 4,063,307         | 0                                   | 0                                     | 0001 |   |
| DIRECT RECIPIENT AID             | 5600 | 9061 | 0                 | 0                 | 20,280,000                          | 20,280,000                            | 0001 |   |
| <b>STATE-AID FOR PUBL ASSIST</b> |      |      |                   |                   |                                     |                                       |      |   |
| AREA AGENCY ON AGING             | 5700 | 9071 | 322,675           | 472,088           | 408,242                             | 408,242                               | 0001 |   |
| VENTURA COUNTY PROBATION         | 4200 | 9074 | 199,901           | 222,428           | 306,295                             | 306,295                               | 0001 |   |
| TRANSITIONAL LIVING CENTER       | 4630 | 9074 | 15,614            | 34,575            | 0                                   | 0                                     | 0001 |   |
| HSA-PROGRAM OPERATIONS           | 5300 | 9074 | 2,862,650         | 2,203,004         | 1,450,000                           | 1,450,000                             | 0001 |   |
| IHSS PUBLIC AUTHORITY            | 5580 | 9074 | 838,459           | 933,136           | 998,346                             | 998,346                               | 1690 | IHSS PUBLIC AUTHORITY                           |
| HSA-PROGRAM OPERATIONS           | 5300 | 9077 | 3,906,984         | 4,392,298         | 0                                   | 0                                     | 0001 |   |
| HSA-DIRECT RECIPIENT AID         | 5360 | 9077 | 18,292,048        | 26,639,922        | 0                                   | 0                                     | 0001 |   |
| DIRECT RECIPIENT AID             | 5600 | 9077 | 0                 | 0                 | 8,790,000                           | 8,790,000                             | 0001 |   |
| DISTRICT ATTORNEY                | 3400 | 9078 | 781,407           | 675,483           | 700,000                             | 700,000                               | 0001 |   |
| PUBLIC DEFENDER                  | 3600 | 9078 | 344,893           | 298,141           | 300,000                             | 300,000                               | 0001 |   |
| INDIGENT LEGAL SERVICES          | 3800 | 9078 | 65,115            | 117,420           | 100,000                             | 100,000                               | 0001 |   |
| VENTURA COUNTY PROBATION         | 4200 | 9078 | 714,581           | 617,715           | 640,000                             | 640,000                               | 0001 |   |
| HCA-CHILDREN'S MEDICAL SEF       | 5120 | 9078 | 1,042,037         | 900,783           | 940,000                             | 940,000                               | 0001 |   |
| HSA-PROGRAM OPERATIONS           | 5300 | 9078 | 0                 | 0                 | 0                                   | 0                                     | 0001 |   |
| HSA-DIRECT RECIPIENT AID         | 5360 | 9078 | 9,250,127         | 8,098,712         | 0                                   | 0                                     | 0001 |   |
| IHSS PUBLIC AUTHORITY            | 5580 | 9078 | 2,913,629         | 2,473,954         | 2,600,000                           | 2,600,000                             | 1690 | IHSS PUBLIC AUTHORITY                           |
| DIRECT RECIPIENT AID             | 5600 | 9078 | 0                 | 0                 | 8,500,000                           | 8,500,000                             | 0001 |   |
| <b>STATE HEALTH ADMIN</b>        |      |      |                   |                   |                                     |                                       |      |   |



**COUNTY OF VENTURA  
STATE OF CALIFORNIA  
ANALYSIS OF FINANCING SOURCES BY SOURCE BY FUND**

FOR FISCAL YEAR 2009-10

| SOURCE CLASSIFICATION            |      |      | ACTUAL<br>2007-08 | ACTUAL<br>2008-09 | ESTIMATES<br>RECOMMENDED<br>2009-10 | ADOPTED<br>BY BOARD OF<br>SUPERVISORS | FUND<br>(GENERAL UNLESS<br>OTHERWISE INDICATED) |                        |
|----------------------------------|------|------|-------------------|-------------------|-------------------------------------|---------------------------------------|---|------------------------|
| (1)                              |      |      | (2)               | (3)               | (4)                                 | (5)                                   | (6)   |                        |
| <b>INTERGOVERNMENTAL REVENUE</b> |      |      |                   |                   |                                     |                                       |   |                        |
| <b>STATE HEALTH ADMIN</b>        |      |      |                   |                   |                                     |                                       |   |                        |
| HCA-PUBLIC HEALTH                | 5100 | 9081 | 15,837            | 0                 | 0                                   | 0                                     | 0001  |                        |
| HCA-ALCOHOL/DRUG PROGRA          | 5150 | 9081 | 503,120           | 448,836           | 448,846                             | 448,846                               | 0001  |                        |
| HSA-PROGRAM OPERATIONS           | 5300 | 9081 | 14,662,663        | 16,891,921        | 15,100,000                          | 15,100,000                            | 0001  |                        |
| <b>STATE AID-CALIF CHILDREN</b>  |      |      |                   |                   |                                     |                                       |   |                        |
| HCA-CHILDREN'S MEDICAL SEF       | 5120 | 9091 | 2,804,611         | 3,128,067         | 3,247,146                           | 3,247,146                             | 0001  |                        |
| <b>STATE AID-MENTAL HEALTH</b>   |      |      |                   |                   |                                     |                                       |   |                        |
| PUBLIC ADMINIS/PUBLIC GUAR       | 1930 | 9111 | 220,700           | 220,700           | 220,700                             | 220,700                               | 0001  |                        |
| HCA-MENTAL HEALTH                | 5130 | 9111 | 9,422,189         | 11,334,395        | 10,198,925                          | 10,198,925                            | 0001  |                        |
| MENTAL HEALTH SERVICES AC        | 5180 | 9111 | 196,431           | 366,456           | 340,000                             | 340,000                               | 1450  | MENTAL HEALTH SERVICES |
| HCA-MENTAL HEALTH                | 5130 | 9112 | 12,828,439        | 11,227,844        | 11,700,000                          | 9,075,809                             | 0001  |                        |
| MENTAL HEALTH SERVICES AC        | 5180 | 9112 | 0                 | 0                 | 0                                   | 2,624,191                             | 1450  | MENTAL HEALTH SERVICES |
| <b>OTHER STATE AID-HEALTH</b>    |      |      |                   |                   |                                     |                                       |   |                        |
| HCA-ADMIN & SUPPORT SERVI        | 5010 | 9132 | 465,550           | 0                 | 0                                   | 0                                     | 0001  |                        |
| HCA-HLTH CARE COVERAGE IN        | 5080 | 9132 | 0                 | 675,306           | 748,653                             | 748,653                               | 0001  |                        |
| HCA-PUBLIC HEALTH                | 5100 | 9132 | 2,554,194         | 2,284,077         | 2,586,839                           | 2,591,839                             | 0001  |                        |
| HCA-CHILDREN'S MEDICAL SEF       | 5120 | 9132 | 515,354           | 440,556           | 579,726                             | 579,726                               | 0001  |                        |
| HCA-MENTAL HEALTH                | 5130 | 9132 | 8,374,802         | 576,689           | 684,771                             | 684,771                               | 0001  |                        |
| HCA-ALCOHOL/DRUG PROGRA          | 5150 | 9132 | 1,187,426         | 1,462,658         | 1,475,739                           | 1,475,739                             | 0001  |                        |
| <b>STATE AID-AGRICULTURE</b>     |      |      |                   |                   |                                     |                                       |   |                        |
| AGRICULTURAL COMMISSIONE         | 4500 | 9141 | 6,600             | 6,600             | 6,600                               | 6,600                                 | 0001  |                        |
| <b>STATE AID-CONSTRUCTION</b>    |      |      |                   |                   |                                     |                                       |   |                        |
| PW ROAD FUND-GENERAL             | 6150 | 9161 | 2,096,507         | 370,000           | 0                                   | 0                                     | 1000  | ROAD FUND              |
| <b>STATE AID-CORRECTIONS</b>     |      |      |                   |                   |                                     |                                       |   |                        |
| SHERIFF-DETENTION SERVICE        | 4050 | 9171 | 178,335           | 178,855           | 175,000                             | 175,000                               | 0001  |                        |
| VENTURA COUNTY PROBATION         | 4200 | 9171 | 0                 | 575,963           | 1,029,352                           | 1,029,352                             | 0001  |                        |
| <b>STATE AID-DISASTERS</b>       |      |      |                   |                   |                                     |                                       |   |                        |
| CAPITAL PROJECTS                 | 1050 | 9191 | 0                 | 0                 | 172,500                             | 172,500                               | 0001  |                        |
| SHERIFF-POLICE SERVICES          | 4000 | 9191 | 98,666            | 149,895           | 0                                   | 0                                     | 0001  |                        |
| ANIMAL REGULATION                | 4600 | 9191 | 49,640            | 0                 | 0                                   | 0                                     | 0001  |                        |
| RMA-BUILDING & SAFETY            | 4710 | 9191 | 9,139             | 0                 | 0                                   | 0                                     | 0001  |                        |
| HCA-EMERGENCY MEDICAL SE         | 5090 | 9191 | 0                 | 102               | 0                                   | 0                                     | 0001  |                        |
| PW ROAD FUND-GENERAL             | 6150 | 9191 | 15,176            | 556,003           | 0                                   | 0                                     | 1000  | ROAD FUND              |
| <b>STATE AID-VETERANS AFFRS</b>  |      |      |                   |                   |                                     |                                       |   |                        |
| HSA-PROGRAM OPERATIONS           | 5300 | 9201 | 45,440            | 76,995            | 100,000                             | 100,000                               | 0001  |                        |
| <b>H/O PROP TAX RELIEF</b>       |      |      |                   |                   |                                     |                                       |   |                        |
| GENERAL PURPOSE (INDIRECT        | 1070 | 9211 | 1,725,819         | 1,723,309         | 1,725,000                           | 1,725,000                             | 0001  |                        |
| VENTURA COUNTY LIBRARY           | 5810 | 9211 | 87,844            | 80,039            | 87,800                              | 87,800                                | 1075  | VENTURA COUNTY LIBRAR' |
| <b>STATE - OTHER</b>             |      |      |                   |                   |                                     |                                       |   |                        |

**COUNTY OF VENTURA  
STATE OF CALIFORNIA  
ANALYSIS OF FINANCING SOURCES BY SOURCE BY FUND**

FOR FISCAL YEAR 2009-10

| SOURCE CLASSIFICATION            |      |      | ACTUAL<br>2007-08 | ACTUAL<br>2008-09 | ESTIMATES<br>RECOMMENDED<br>2009-10 | ADOPTED<br>BY BOARD OF<br>SUPERVISORS | FUND<br>(GENERAL UNLESS<br>OTHERWISE INDICATED) |
|----------------------------------|------|------|-------------------|-------------------|-------------------------------------|---------------------------------------|---|
| (1)                              |      |      | (2)               | (3)               | (4)                                 | (5)                                   | (6)   |
| <b>INTERGOVERNMENTAL REVENUE</b> |      |      |                   |                   |                                     |                                       |   |
| <b>STATE - OTHER</b>             |      |      |                   |                   |                                     |                                       |   |
| GENERAL PURPOSE (INDIRECT        | 1070 | 9242 | 327,805           | 297,071           | 300,000                             | 300,000                               | 0001  |
| GENERAL PURPOSE (INDIRECT        | 1070 | 9243 | 90                | 0                 | 0                                   | 0                                     | 0001  |
| VENTURA COUNTY LIBRARY           | 5810 | 9243 | 6                 | 0                 | 0                                   | 0                                     | 1075 VENTURA COUNTY LIBRAR'                     |
| DISTRICT ATTORNEY                | 3400 | 9244 | 282,325           | 177,113           | 233,892                             | 233,892                               | 0001  |
| SHERIFF-POLICE SERVICES          | 4000 | 9244 | 194,303           | 104,268           | 176,650                             | 176,650                               | 0001  |
| SHERIFF-DETENTION SERVICE        | 4050 | 9244 | 282,464           | 264,291           | 0                                   | 0                                     | 0001  |
| AUDITOR-CONTROLLER               | 1510 | 9246 | 59                | 24,816            | 0                                   | 0                                     | 0001  |
| ELECTIONS DIVISION               | 3010 | 9246 | 31,922            | 529,687           | 410,800                             | 410,800                               | 0001  |
| DISTRICT ATTORNEY                | 3400 | 9246 | 53,340            | 1,213,490         | 900,300                             | 900,300                               | 0001  |
| PUBLIC DEFENDER                  | 3600 | 9246 | 56,439            | 59,530            | 51,000                              | 51,000                                | 0001  |
| GRAND JURY                       | 3820 | 9246 | 132,108           | 0                 | 0                                   | 0                                     | 0001  |
| SHERIFF-POLICE SERVICES          | 4000 | 9246 | 333,678           | 495,846           | 0                                   | 0                                     | 0001  |
| VENTURA COUNTY PROBATION         | 4200 | 9246 | (831)             | 30,872            | 7,000                               | 7,000                                 | 0001  |
| ANIMAL REGULATION                | 4600 | 9246 | (32,011)          | 107,362           | 0                                   | 0                                     | 0001  |
| ENVIRONMENTAL HEALTH DEP         | 4750 | 9246 | 0                 | 1,692             | 0                                   | 0                                     | 0001  |
| HCA-MENTAL HEALTH                | 5130 | 9246 | 82,717            | 2,900,309         | 2,900,309                           | 2,900,309                             | 0001  |
| CEO-VARIOUS GRANTS               | 1020 | 9247 | 1,855,619         | 296,556           | 82,000                              | 82,000                                | 0001  |
| ELECTIONS DIVISION               | 3010 | 9247 | 0                 | 0                 | 0                                   | 0                                     | 0001  |
| DISTRICT ATTORNEY                | 3400 | 9247 | 2,939,392         | 2,843,767         | 2,307,997                           | 2,307,997                             | 0001  |
| PUBLIC DEFENDER                  | 3600 | 9247 | 0                 | 0                 | 0                                   | 0                                     | 0001  |
| SHERIFF-POLICE SERVICES          | 4000 | 9247 | 1,331,118         | 1,401,701         | 470,409                             | 470,409                               | 0001  |
| SHERIFF-DETENTION SERVICE        | 4050 | 9247 | 114,290           | 84,497            | 95,985                              | 95,985                                | 0001  |
| VENTURA COUNTY PROBATION         | 4200 | 9247 | 7,523,275         | 6,097,526         | 6,195,767                           | 6,195,767                             | 0001  |
| AGRICULTURAL COMMISSION          | 4500 | 9247 | 1,991,008         | 1,999,520         | 2,443,740                           | 2,443,740                             | 0001  |
| RMA-PLANNING DEPARTMENT          | 4700 | 9247 | 44,988            | 78,004            | 130,000                             | 130,000                               | 0001  |
| RMA-WEIGHTS & MEASURES           | 4720 | 9247 | 5,520             | 22,679            | 0                                   | 0                                     | 0001  |
| ENVIRONMENTAL HEALTH DEP         | 4750 | 9247 | 130,005           | 65,871            | 74,000                              | 216,056                               | 0001  |
| RMA-ENFORCEMENT                  | 4760 | 9247 | 0                 | 0                 | 22,000                              | 22,000                                | 0001  |
| HCA-ADMIN & SUPPORT SERVI        | 5010 | 9247 | 34,540            | 0                 | 0                                   | 0                                     | 0001  |
| HCA-AB75 ADMIN/CLEARING          | 5060 | 9247 | 346,233           | 310,857           | 310,857                             | 310,857                               | 0001  |
| HCA-PUBLIC HEALTH                | 5100 | 9247 | 71,982            | 75,714            | 40,000                              | 40,000                                | 0001  |
| HCA-MENTAL HEALTH                | 5130 | 9247 | 568,826           | 15,090            | 0                                   | 0                                     | 0001  |
| HCA-ALCOHOL/DRUG PROGRA          | 5150 | 9247 | 1,423,700         | 1,438,131         | 1,418,685                           | 1,418,685                             | 0001  |
| HCA-DRINKING DRIVER PROGF        | 5160 | 9247 | 8,455             | 38,239            | 8,000                               | 8,000                                 | 0001  |
| MENTAL HEALTH SERVICES AC        | 5180 | 9247 | 12,576,122        | 17,468,442        | 21,174,400                          | 21,174,400                            | 1450 MENTAL HEALTH SERVICES                     |
| HSA-PROGRAM OPERATIONS           | 5300 | 9247 | 11,369            | 24,848            | 0                                   | 0                                     | 0001  |
| AREA AGENCY ON AGING             | 5700 | 9247 | 353,286           | 326,140           | 307,382                             | 307,382                               | 0001  |
| VENTURA COUNTY LIBRARY           | 5810 | 9247 | 303,345           | 262,809           | 260,000                             | 260,000                               | 1075 VENTURA COUNTY LIBRAR'                     |
| PWA-GENERAL FUND SERVICE         | 6100 | 9247 | 0                 | 0                 | 0                                   | 0                                     | 0001  |
| PW ROAD FUND-GENERAL             | 6150 | 9247 | 100,000           | 100,000           | 100,000                             | 100,000                               | 1000 ROAD FUND                                  |
| INTEGRATED WASTE MANAGEI         | 6170 | 9247 | 141,102           | 49,821            | 49,708                              | 49,708                                | 0001  |

**COUNTY OF VENTURA  
STATE OF CALIFORNIA  
ANALYSIS OF FINANCING SOURCES BY SOURCE BY FUND**

FOR FISCAL YEAR 2009-10

| SOURCE CLASSIFICATION            |      |      | ACTUAL     | ACTUAL     | ESTIMATES   | ADOPTED     | FUND                 |  |                         |
|----------------------------------|------|------|------------|------------|-------------|-------------|----------------------|--|-------------------------|
| (1)                              |      |      | 2007-08    | 2008-09    | RECOMMENDED | BY BOARD OF | (GENERAL UNLESS      |  |                         |
|                                  |      |      | (2)        | (3)        | 2009-10     | SUPERVISORS | OTHERWISE INDICATED) |  |                         |
|                                  |      |      |            |            | (4)         | (5)         | (6)                  |  |                         |
| <b>INTERGOVERNMENTAL REVENUE</b> |      |      |            |            |             |             |                      |  |                         |
| <b>STATE - OTHER</b>             |      |      |            |            |             |             |                      |  |                         |
| HCA-ADMIN & SUPPORT SERVI        | 5010 | 9248 | 1,747      | 34,540     | 34,540      | 34,540      | 0001                 |  |                         |
| HCA-AB75 ADMIN/CLEARING          | 5060 | 9248 | 155,497    | 0          | 0           | 0           | 0001                 |  |                         |
| SPECIAL ACCOUNTS & CONTRI        | 1010 | 9249 | 0          | 1,395,840  | 1,900,000   | 1,900,000   | 0001                 |  |                         |
| CAPITAL PROJECTS                 | 1050 | 9249 | 0          | 0          | 0           | 0           | 0001                 |  |                         |
| DISTRICT ATTORNEY                | 3400 | 9249 | 6,350,453  | 5,325,245  | 5,400,000   | 5,400,000   | 0001                 |  |                         |
| PUBLIC DEFENDER                  | 3600 | 9249 | 2,478,703  | 2,080,815  | 2,100,000   | 2,100,000   | 0001                 |  |                         |
| SHERIFF-POLICE SERVICES          | 4000 | 9249 | 22,381,819 | 18,854,594 | 19,200,000  | 19,200,000  | 0001                 |  |                         |
| SHERIFF-DETENTION SERVICE        | 4050 | 9249 | 22,941,637 | 19,112,114 | 19,700,000  | 19,700,000  | 0001                 |  |                         |
| VENTURA COUNTY PROBATION         | 4200 | 9249 | 6,596,358  | 5,568,001  | 5,700,000   | 5,700,000   | 0001                 |  |                         |
| DISTRICT ATTORNEY                | 3400 | 9251 | 82,090     | 63,996     | 76,496      | 76,496      | 0001                 |  |                         |
| VENTURA COUNTY PROBATION         | 4200 | 9251 | 2,163,362  | 2,163,362  | 2,135,671   | 2,135,671   | 0001                 |  |                         |
| PW ROAD FUND-GENERAL             | 6150 | 9252 | 0          | 4,073,490  | 5,000,000   | 5,000,000   | 1000                 |  | ROAD FUND               |
| PW ROAD FUND-GENERAL             | 6150 | 9253 | 8,053,248  | 2,997,225  | 0           | 0           | 1000                 |  | ROAD FUND               |
| PW ROAD FUND-GENERAL             | 6150 | 9254 | 0          | 1,130,507  | 458,000     | 458,000     | 1000                 |  | ROAD FUND               |
| HSA-DIRECT RECIPIENT AID         | 5360 | 9255 | 0          | (65,155)   | 0           | 0           | 0001                 |  |                         |
| <b>FEDERAL PUBLIC ASSIST ADM</b> |      |      |            |            |             |             |                      |  |                         |
| HSA-PROGRAM OPERATIONS           | 5300 | 9261 | 17,820,010 | 17,967,428 | 50,000,000  | 50,000,000  | 0001                 |  |                         |
| HSA-DIRECT RECIPIENT AID         | 5360 | 9261 | 2,153,609  | 2,558,688  | 0           | 0           | 0001                 |  |                         |
| DIRECT RECIPIENT AID             | 5600 | 9261 | 0          | 0          | 28,800,000  | 28,800,000  | 0001                 |  |                         |
| VC DEPT CHILD SUPPORT SER        | 5720 | 9261 | 13,656,343 | 13,003,563 | 13,630,064  | 13,630,064  | 1060                 |  | VC DEPT CHILD SUPPORT S |
| <b>FEDERAL AID-PUBLIC ASSIST</b> |      |      |            |            |             |             |                      |  |                         |
| AREA AGENCY ON AGING             | 5700 | 9271 | 3,731,694  | 2,701,029  | 3,292,608   | 3,292,608   | 0001                 |  |                         |
| VENTURA COUNTY PROBATION         | 4200 | 9273 | 4,551,400  | 5,524,929  | 6,190,456   | 6,190,456   | 0001                 |  |                         |
| HSA-PROGRAM OPERATIONS           | 5300 | 9273 | 29,201,128 | 31,537,601 | 0           | 0           | 0001                 |  |                         |
| HSA-DIRECT RECIPIENT AID         | 5360 | 9273 | 31,636,283 | 27,260,535 | 0           | 0           | 0001                 |  |                         |
| DIRECT RECIPIENT AID             | 5600 | 9273 | 0          | 0          | 6,380,000   | 6,380,000   | 0001                 |  |                         |
| COUNTY EXECUTIVE OFFICE          | 1040 | 9275 | 156,608    | 103,417    | 127,067     | 127,067     | 0001                 |  |                         |
| DISTRICT ATTORNEY                | 3400 | 9275 | 16,036     | 16,036     | 86,036      | 86,036      | 0001                 |  |                         |
| PUBLIC DEFENDER                  | 3600 | 9275 | 9,623      | 16,499     | 0           | 0           | 0001                 |  |                         |
| SHERIFF-POLICE SERVICES          | 4000 | 9275 | 591,876    | 652,192    | 58,323      | 58,323      | 0001                 |  |                         |
| VENTURA COUNTY PROBATION         | 4200 | 9275 | 73,905     | 89,434     | 128,000     | 128,000     | 0001                 |  |                         |
| HSA-PROGRAM OPERATIONS           | 5300 | 9275 | 1,208,439  | 1,165,515  | 1,450,000   | 1,450,000   | 0001                 |  |                         |
| HSA-DIRECT RECIPIENT AID         | 5360 | 9275 | 13,824     | 16,991     | 0           | 0           | 0001                 |  |                         |
| IHSS PUBLIC AUTHORITY            | 5580 | 9275 | 2,439,591  | 2,286,274  | 3,475,000   | 3,475,000   | 1690                 |  | IHSS PUBLIC AUTHORITY   |
| DIRECT RECIPIENT AID             | 5600 | 9275 | 0          | 0          | 10,000      | 10,000      | 0001                 |  |                         |
| AREA AGENCY ON AGING             | 5700 | 9275 | 0          | 0          | 0           | 0           | 0001                 |  |                         |
| <b>FEDERAL HEALTH ADMIN</b>      |      |      |            |            |             |             |                      |  |                         |
| HCA-ALCOHOL/DRUG PROGRA          | 5150 | 9281 | 4,791,555  | 4,827,194  | 4,956,689   | 4,956,689   | 0001                 |  |                         |
| HCA-DRINKING DRIVER PROGF        | 5160 | 9281 | 0          | 0          | 0           | 0           | 0001                 |  |                         |
| HSA-PROGRAM OPERATIONS           | 5300 | 9281 | 15,052,316 | 16,502,273 | 16,600,000  | 16,600,000  | 0001                 |  |                         |

**COUNTY OF VENTURA  
STATE OF CALIFORNIA  
ANALYSIS OF FINANCING SOURCES BY SOURCE BY FUND**

FOR FISCAL YEAR 2009-10

| SOURCE CLASSIFICATION     |      |      | ACTUAL    | ACTUAL    | ESTIMATES   | ADOPTED     | FUND                 |                        |  |
|---------------------------|------|------|-----------|-----------|-------------|-------------|----------------------|------------------------|--|
| (1)                       |      |      | 2007-08   | 2008-09   | RECOMMENDED | BY BOARD OF | (GENERAL UNLESS      |                        |  |
|                           |      |      | (2)       | (3)       | 2009-10     | SUPERVISORS | OTHERWISE INDICATED) |                        |  |
|                           |      |      |           |           | (4)         | (5)         | (6)                  |                        |  |
| INTERGOVERNMENTAL REVENUE |      |      |           |           |             |             |                      |                        |  |
| FEDERAL AID-CONSTRUCTION  |      |      |           |           |             |             |                      |                        |  |
| PW ROAD FUND-GENERAL      | 6150 | 9291 | 4,362,217 | (498,276) | 4,044,700   | 5,889,700   | 1000                 | ROAD FUND              |  |
| FEDERAL AID FOR DISASTER  |      |      |           |           |             |             |                      |                        |  |
| CEO-VARIOUS GRANTS        | 1020 | 9301 | 0         | 0         | 0           | 0           | 0001                 |                        |  |
| COUNTY EXECUTIVE OFFICE   | 1040 | 9301 | 0         | 27,751    | 0           | 0           | 0001                 |                        |  |
| CAPITAL PROJECTS          | 1050 | 9301 | 0         | 34,079    | 517,500     | 517,500     | 0001                 |                        |  |
| SHERIFF-POLICE SERVICES   | 4000 | 9301 | 72,646    | 138,732   | 0           | 0           | 0001                 |                        |  |
| ANIMAL REGULATION         | 4600 | 9301 | 54,322    | 0         | 0           | 0           | 0001                 |                        |  |
| PW ROAD FUND-GENERAL      | 6150 | 9301 | (228,075) | 8,127,811 | 0           | 0           | 1000                 | ROAD FUND              |  |
| FED FOREST RESERVE REV    |      |      |           |           |             |             |                      |                        |  |
| PW ROAD FUND-GENERAL      | 6150 | 9311 | 34,324    | 30,955    | 31,000      | 31,000      | 1000                 | ROAD FUND              |  |
| FEDERAL GRAZING FEES      |      |      |           |           |             |             |                      |                        |  |
| GENERAL PURPOSE (INDIRECT | 1070 | 9321 | 16        | 0         | 0           | 0           | 0001                 |                        |  |
| FEDERAL IN-LIEU TAXES     |      |      |           |           |             |             |                      |                        |  |
| GENERAL PURPOSE (INDIRECT | 1070 | 9341 | 803,691   | 1,809,454 | 1,300,000   | 1,300,000   | 0001                 |                        |  |
| VENTURA COUNTY LIBRARY    | 5810 | 9341 | 53        | 0         | 0           | 0           | 1075                 | VENTURA COUNTY LIBRAR' |  |
| FEDERAL - OTHER           |      |      |           |           |             |             |                      |                        |  |
| CEO-VARIOUS GRANTS        | 1020 | 9351 | (59,476)  | 14,406    | 1,300,000   | 1,300,000   | 0001                 |                        |  |
| COUNTY EXECUTIVE OFFICE   | 1040 | 9351 | 0         | 0         | 10,000      | 10,000      | 0001                 |                        |  |
| REVOLVING LOAN PROGRAM    | 1620 | 9351 | 0         | 0         | 381,400     | 381,400     | 1200                 | REVOLVING LOAN FUND    |  |
| WORKFORCE DEVELOPMENT I   | 2300 | 9351 | 5,856,114 | 6,821,401 | 6,900,074   | 6,900,074   | 1380                 | WORKFORCE DEVELOPMEI   |  |
| ELECTIONS DIVISION        | 3010 | 9351 | 66,084    | 1,074     | 218,500     | 218,500     | 0001                 |                        |  |
| DISTRICT ATTORNEY         | 3400 | 9351 | 183,776   | 103,667   | 102,170     | 102,170     | 0001                 |                        |  |
| SHERIFF-POLICE SERVICES   | 4000 | 9351 | 1,295,090 | 583,632   | 330,823     | 330,823     | 0001                 |                        |  |
| SHERIFF-DETENTION SERVICE | 4050 | 9351 | 64,670    | 18,583    | 35,000      | 35,000      | 0001                 |                        |  |
| VENTURA COUNTY PROBATION  | 4200 | 9351 | 503,914   | 443,382   | 0           | 0           | 0001                 |                        |  |
| AGRICULTURAL COMMISSION   | 4500 | 9351 | 55        | 0         | 0           | 0           | 0001                 |                        |  |
| RMA-PLANNING DEPARTMENT   | 4700 | 9351 | 36,453    | 144,701   | 0           | 0           | 0001                 |                        |  |
| HCA-PUBLIC HEALTH         | 5100 | 9351 | 8,816,973 | 9,075,369 | 9,137,547   | 9,195,685   | 0001                 |                        |  |
| HCA-WOMEN/INFANT/CHILDRE  | 5110 | 9351 | 2,924,460 | 3,513,112 | 4,359,250   | 4,359,250   | 0001                 |                        |  |
| HCA-CHILDREN'S MEDICAL SE | 5120 | 9351 | 2,438,000 | 2,322,179 | 2,482,660   | 2,482,660   | 0001                 |                        |  |
| HCA-MENTAL HEALTH         | 5130 | 9351 | 3,825,158 | 4,209,279 | 3,760,913   | 3,760,913   | 0001                 |                        |  |
| HCA-ALCOHOL/DRUG PROGRA   | 5150 | 9351 | 411,768   | 23,741    | 0           | 0           | 0001                 |                        |  |
| HSA-PROGRAM OPERATIONS    | 5300 | 9351 | 0         | 0         | 0           | 0           | 0001                 |                        |  |
| AREA AGENCY ON AGING      | 5700 | 9351 | 0         | 0         | 0           | 0           | 0001                 |                        |  |
| PWA-GENERAL FUND SERVICE  | 6100 | 9351 | 0         | 0         | 0           | 0           | 0001                 |                        |  |
| CEO-VARIOUS GRANTS        | 1020 | 9354 | (7,706)   | 1,866     | 0           | 0           | 0001                 |                        |  |
| COUNTY EXECUTIVE OFFICE   | 1040 | 9354 | 368,936   | 302,723   | 301,839     | 301,839     | 0001                 |                        |  |
| COMMUNITY DEV BLOCK GRAN  | 1560 | 9354 | 2,491,970 | 1,443,240 | 2,009,800   | 2,009,800   | 1025                 | DEPARTMENT OF HUD      |  |
| EMERGENCY SHELTER GRANT   | 1590 | 9354 | 85,756    | 98,708    | 88,560      | 88,560      | 1025                 | DEPARTMENT OF HUD      |  |

**COUNTY OF VENTURA  
STATE OF CALIFORNIA  
ANALYSIS OF FINANCING SOURCES BY SOURCE BY FUND**

FOR FISCAL YEAR 2009-10

| SOURCE CLASSIFICATION               |      |      | ACTUAL<br>2007-08  | ACTUAL<br>2008-09  | ESTIMATES<br>RECOMMENDED<br>2009-10 | ADOPTED<br>BY BOARD OF<br>SUPERVISORS |      | FUND<br>(GENERAL UNLESS<br>OTHERWISE INDICATED) |
|-------------------------------------|------|------|--------------------|--------------------|-------------------------------------|---------------------------------------|------|---|
| (1)                                 |      |      | (2)                | (3)                | (4)                                 | (5)                                   |      | (6)   |
| <b>INTERGOVERNMENTAL REVENUE</b>    |      |      |                    |                    |                                     |                                       |      |   |
| <b>FEDERAL - OTHER</b>              |      |      |                    |                    |                                     |                                       |      |   |
| HOME GRANT PROGRAM                  | 1615 | 9354 | 1,338,004          | 632,541            | 898,207                             | 898,207                               | 1030 | HOME GRANT                                      |
| TRANSITIONAL LIVING CENTER          | 4630 | 9354 | 466,064            | 538,290            | 480,000                             | 480,000                               | 0001 |   |
| RMA-PLANNING DEPARTMENT             | 4700 | 9354 | 20,857             | 11,816             | 0                                   | 0                                     | 0001 |   |
| RMA-BUILDING & SAFETY               | 4710 | 9354 | 27,323             | 15,599             | 0                                   | 0                                     | 0001 |   |
| RMA-ENFORCEMENT                     | 4760 | 9354 | 0                  | 0                  | 20,000                              | 20,000                                | 0001 |   |
| HCA-MENTAL HEALTH                   | 5130 | 9354 | 11,500             | 31,942             | 42,172                              | 42,172                                | 0001 |   |
| HSA-PROGRAM OPERATIONS              | 5300 | 9354 | 126,103            | 125,299            | 100,000                             | 100,000                               | 0001 |   |
| VENTURA COUNTY LIBRARY              | 5810 | 9354 | 92,289             | 90,000             | 90,000                              | 90,000                                | 1075 | VENTURA COUNTY LIBRAR'                          |
| PWA-GENERAL FUND SERVICE            | 6100 | 9354 | 0                  | 0                  | 0                                   | 0                                     | 0001 |   |
| PW ROAD FUND-GENERAL                | 6150 | 9356 | 0                  | 2,669,023          | 4,848,900                           | 4,698,900                             | 1000 | ROAD FUND                                       |
| WORKFORCE DEVELOPMENT I             | 2300 | 9357 | 0                  | 30,666             | 0                                   | 0                                     | 1380 | WORKFORCE DEVELOPMEI                            |
| HSA-DIRECT RECIPIENT AID            | 5360 | 9357 | 0                  | 118,005            | 0                                   | 0                                     | 0001 |   |
| <b>OTHER IN-LIEU TAXES</b>          |      |      |                    |                    |                                     |                                       |      |   |
| GENERAL PURPOSE (INDIRECT           | 1070 | 9363 | 0                  | 157,765            | 0                                   | 0                                     | 0001 |   |
| VENTURA COUNTY LIBRARY              | 5810 | 9363 | 0                  | 6,040              | 0                                   | 0                                     | 1075 | VENTURA COUNTY LIBRAR'                          |
| <b>OTHER GOVERNMENTAL AGENC</b>     |      |      |                    |                    |                                     |                                       |      |   |
| COUNTY EXECUTIVE OFFICE             | 1040 | 9372 | 177,255            | 156,342            | 272,000                             | 272,000                               | 0001 |   |
| DISTRICT ATTORNEY                   | 3400 | 9372 | 2,126,719          | 1,884,504          | 1,725,900                           | 1,725,900                             | 0001 |   |
| SHERIFF-POLICE SERVICES             | 4000 | 9372 | 9,582              | 10,151             | 0                                   | 0                                     | 0001 |   |
| VENTURA COUNTY PROBATION            | 4200 | 9372 | 67,931             | 24,630             | 106,000                             | 106,000                               | 0001 |   |
| HCA-PUBLIC HEALTH                   | 5100 | 9372 | 877,999            | 1,170,903          | 1,242,874                           | 1,242,874                             | 0001 |   |
| HCA-MENTAL HEALTH                   | 5130 | 9372 | 120,974            | 664,578            | 490,000                             | 490,000                               | 0001 |   |
| HSA-PROGRAM OPERATIONS              | 5300 | 9372 | 126,056            | 191,352            | 0                                   | 0                                     | 0001 |   |
| VC DEPT CHILD SUPPORT SER           | 5720 | 9372 | 7,033,849          | 6,697,574          | 7,021,548                           | 7,021,548                             | 1060 | VC DEPT CHILD SUPPORT S                         |
| VENTURA COUNTY LIBRARY              | 5810 | 9372 | 135,996            | 579,816            | 833,979                             | 833,979                               | 1075 | VENTURA COUNTY LIBRAR'                          |
| PWA-GENERAL FUND SERVICE            | 6100 | 9372 | 47,085             | 328,832            | 10,000                              | 10,000                                | 0001 |   |
| PW ROAD FUND-GENERAL                | 6150 | 9372 | 2,200,334          | 3,136,750          | 5,000,000                           | 9,738,300                             | 1000 | ROAD FUND                                       |
| INTEGRATED WASTE MANAGEI            | 6170 | 9372 | 44,587             | 50,919             | 24,900                              | 24,900                                | 0001 |   |
| STORMWATER-UNINCORPORA              | 6180 | 9372 | 0                  | 14,333             | 0                                   | 0                                     | 1475 | STORMWATER UNINCORPC                            |
| REQUIRED MAINTENANCE                | 6900 | 9372 | 0                  | 0                  | 0                                   | 0                                     | 0001 |   |
| GENERAL PURPOSE (INDIRECT           | 1070 | 9373 | 11,992,648         | 19,826,180         | 12,500,000                          | 12,500,000                            | 0001 |   |
| VENTURA COUNTY LIBRARY              | 5810 | 9373 | 55,911             | 81,329             | 55,900                              | 55,900                                | 1075 | VENTURA COUNTY LIBRAR'                          |
| DEBT SERVICE                        | 1075 | 9374 | 1,039,287          | 950,508            | 672,464                             | 672,464                               | 0001 |   |
| <b>TOTAL INTERGOVERNMENTAL REVI</b> |      |      | <b>447,280,570</b> | <b>459,122,969</b> | <b>456,084,691</b>                  | <b>462,723,185</b>                    |      |   |
| <b>CHARGES FOR SERVICES</b>         |      |      |                    |                    |                                     |                                       |      |   |
| <b>CHARGES FOR SERVICES P.Y.</b>    |      |      |                    |                    |                                     |                                       |      |   |
| ELECTIONS DIVISION                  | 3010 | 9409 | 0                  | 0                  | 0                                   | 0                                     | 0001 |   |
| <b>INTERFUND CHARGES</b>            |      |      |                    |                    |                                     |                                       |      |   |
| GENERAL PURPOSE (INDIRECT           | 1070 | 9411 | 1,706,833          | 1,896,773          | 2,450,000                           | 2,450,000                             | 0001 |   |
| TRIAL COURT FUNDING                 | 3700 | 9411 | 0                  | 0                  | 450,000                             | 450,000                               | 0001 |   |

**COUNTY OF VENTURA  
STATE OF CALIFORNIA  
ANALYSIS OF FINANCING SOURCES BY SOURCE BY FUND**

FOR FISCAL YEAR 2009-10

| SOURCE CLASSIFICATION           |      |      | ACTUAL    | ACTUAL    | ESTIMATES   | ADOPTED     | FUND                 |                        |
|---------------------------------|------|------|-----------|-----------|-------------|-------------|----------------------|------------------------|
| (1)                             |      |      | 2007-08   | 2008-09   | RECOMMENDED | BY BOARD OF | (GENERAL UNLESS      |                        |
|                                 |      |      | (2)       | (3)       | 2009-10     | SUPERVISORS | OTHERWISE INDICATED) |                        |
|                                 |      |      |           |           | (4)         | (5)         | (6)                  |                        |
| <b>CHARGES FOR SERVICES</b>     |      |      |           |           |             |             |                      |                        |
| <b>INTERFUND CHARGES</b>        |      |      |           |           |             |             |                      |                        |
| COUNTY EXECUTIVE OFFICE         | 1040 | 9412 | 1,190,612 | 1,066,713 | 1,064,206   | 1,064,206   | 0001                 |                        |
| SHERIFF-POLICE SERVICES         | 4000 | 9412 | 695,779   | 895,775   | 535,000     | 535,000     | 0001                 |                        |
| SHERIFF-DETENTION SERVICE       | 4050 | 9412 | 74,848    | 73,983    | 75,000      | 75,000      | 0001                 |                        |
| VENTURA COUNTY PROBATION        | 4200 | 9412 | 1,330,252 | 1,257,697 | 1,316,000   | 1,316,000   | 0001                 |                        |
| RMA-OPERATIONS                  | 4730 | 9412 | 36,754    | 59,668    | 40,000      | 40,000      | 0001                 |                        |
| HCA-ADMIN & SUPPORT SERVI       | 5010 | 9412 | 9,095,400 | 9,756,093 | 10,869,950  | 10,869,950  | 0001                 |                        |
| HCA-PUBLIC HEALTH               | 5100 | 9412 | 0         | 0         | 0           | 0           | 0001                 |                        |
| HCA-MENTAL HEALTH               | 5130 | 9412 | 0         | 657,614   | 762,289     | 762,289     | 0001                 |                        |
| HCA-ALCOHOL/DRUG PROGRA         | 5150 | 9412 | 0         | 5,875     | 0           | 0           | 0001                 |                        |
| MENTAL HEALTH SERVICES AC       | 5180 | 9412 | 0         | 300,624   | 294,313     | 294,313     | 1450                 | MENTAL HEALTH SERVICES |
| COUNTY EXECUTIVE OFFICE         | 1040 | 9413 | 2,549,328 | 3,098,584 | 3,359,503   | 3,359,503   | 0001                 |                        |
| AUDITOR-CONTROLLER              | 1510 | 9413 | 4,680,947 | 5,084,665 | 5,352,736   | 5,352,736   | 0001                 |                        |
| TREASURER-TAX COLLECTOR         | 1900 | 9413 | 146,113   | 162,226   | 150,000     | 150,000     | 0001                 |                        |
| COUNTY COUNSEL                  | 2000 | 9413 | 192,355   | 131,466   | 83,400      | 83,400      | 0001                 |                        |
| <b>PROP TAX ADM FEE(SB2557)</b> |      |      |           |           |             |             |                      |                        |
| GENERAL PURPOSE (INDIRECT       | 1070 | 9421 | 8,308     | (715)     | 0           | 0           | 0001                 |                        |
| ASSESSOR                        | 1300 | 9421 | 2,305,162 | 1,561,244 | 1,900,000   | 1,900,000   | 0001                 |                        |
| AUDITOR-CONTROLLER              | 1510 | 9421 | 67,035    | 51,750    | 50,000      | 50,000      | 0001                 |                        |
| TREASURER-TAX COLLECTOR         | 1900 | 9421 | 200,644   | 148,399   | 125,000     | 125,000     | 0001                 |                        |
| ENVIRONMENTAL HEALTH DEP        | 4750 | 9421 | 0         | 0         | 0           | 0           | 0001                 |                        |
| VENTURA COUNTY LIBRARY          | 5810 | 9421 | 0         | 0         | 0           | 0           | 1075                 | VENTURA COUNTY LIBRAR' |
| GENERAL PURPOSE (INDIRECT       | 1070 | 9422 | 79,097    | 52,305    | 100,000     | 100,000     | 0001                 |                        |
| TREASURER-TAX COLLECTOR         | 1900 | 9422 | 0         | 614       | 0           | 0           | 0001                 |                        |
| COUNTY EXECUTIVE OFFICE         | 1040 | 9423 | 45,777    | 65,614    | 25,000      | 25,000      | 0001                 |                        |
| ASSESSOR                        | 1300 | 9423 | 3,189,466 | 3,339,890 | 3,700,000   | 3,700,000   | 0001                 |                        |
| AUDITOR-CONTROLLER              | 1510 | 9423 | 284,528   | 322,356   | 330,000     | 330,000     | 0001                 |                        |
| TREASURER-TAX COLLECTOR         | 1900 | 9423 | 849,559   | 837,713   | 950,000     | 950,000     | 0001                 |                        |
| COUNTY COUNSEL                  | 2000 | 9423 | 18,740    | 11,936    | 30,000      | 30,000      | 0001                 |                        |
| TREASURER-TAX COLLECTOR         | 1900 | 9424 | 0         | 0         | 0           | 250,000     | 0001                 |                        |
| ENVIRONMENTAL HEALTH DEP        | 4750 | 9424 | 913,358   | 934,225   | 938,142     | 938,142     | 0001                 |                        |
| VENTURA COUNTY LIBRARY          | 5810 | 9424 | 35,139    | 35,384    | 35,000      | 35,000      | 1075                 | VENTURA COUNTY LIBRAR' |
| STORMWATER-UNINCORPORA          | 6180 | 9424 | 58,445    | 55,376    | 57,500      | 57,500      | 1475                 | STORMWATER UNINCORPC   |
| SANTA ROSA ROAD ASSESSME        | 6863 | 9424 | 66,080    | 69,174    | 71,600      | 71,600      | 4333                 | SANTA ROSA RD ASSESSM  |
| GENERAL PURPOSE (INDIRECT       | 1070 | 9425 | 48,266    | 52,746    | 0           | 0           | 0001                 |                        |
| AUDITOR-CONTROLLER              | 1510 | 9425 | 610,829   | 642,811   | 520,000     | 520,000     | 0001                 |                        |
| <b>AUDITING/ACCOUNTING FEES</b> |      |      |           |           |             |             |                      |                        |
| AUDITOR-CONTROLLER              | 1510 | 9431 | 181,378   | 191,949   | 190,000     | 190,000     | 0001                 |                        |
| <b>ELECTION SERVICES</b>        |      |      |           |           |             |             |                      |                        |
| ELECTIONS DIVISION              | 3010 | 9451 | 2,252,438 | 2,281,578 | 420,000     | 420,000     | 0001                 |                        |

**COUNTY OF VENTURA  
STATE OF CALIFORNIA  
ANALYSIS OF FINANCING SOURCES BY SOURCE BY FUND**

FOR FISCAL YEAR 2009-10

| SOURCE CLASSIFICATION           |      |      | ACTUAL     | ACTUAL     | ESTIMATES   | ADOPTED     | FUND                 |             |
|---------------------------------|------|------|------------|------------|-------------|-------------|----------------------|-------------|
| (1)                             |      |      | 2007-08    | 2008-09    | RECOMMENDED | BY BOARD OF | (GENERAL UNLESS      |             |
|                                 |      |      | (2)        | (3)        | 2009-10     | SUPERVISORS | OTHERWISE INDICATED) |             |
|                                 |      |      |            |            | (4)         | (5)         | (6)                  |             |
| <b>CHARGES FOR SERVICES</b>     |      |      |            |            |             |             |                      |             |
| <b>LEGAL SERVICES</b>           |      |      |            |            |             |             |                      |             |
| COUNTY COUNSEL                  | 2000 | 9461 | 1,713,124  | 1,973,836  | 1,800,000   | 1,800,000   | 0001                 |             |
| PUBLIC DEFENDER                 | 3600 | 9461 | 145,213    | 177,861    | 182,800     | 182,800     | 0001                 |             |
| INDIGENT LEGAL SERVICES         | 3800 | 9461 | 26,415     | 23,238     | 8,050       | 8,050       | 0001                 |             |
| <b>PERSONNEL SERVICES</b>       |      |      |            |            |             |             |                      |             |
| COUNTY EXECUTIVE OFFICE         | 1040 | 9471 | 300,516    | 298,681    | 273,605     | 273,605     | 0001                 |             |
| <b>PLANNING AND ENGINEERING</b> |      |      |            |            |             |             |                      |             |
| RMA-PLANNING DEPARTMENT         | 4700 | 9481 | 1,919,582  | 1,752,396  | 1,774,600   | 1,774,600   | 0001                 |             |
| RMA-BUILDING & SAFETY           | 4710 | 9481 | 1,371,702  | 950,312    | 1,043,053   | 1,043,053   | 0001                 |             |
| PWA-GENERAL FUND SERVICE        | 6100 | 9481 | 1,428,936  | 1,414,282  | 1,762,500   | 1,762,500   | 0001                 |             |
| INTEGRATED WASTE MANAGEI        | 6170 | 9481 | 403,133    | 1,235,663  | 1,733,618   | 1,733,618   | 0001                 |             |
| RMA-PLANNING DEPARTMENT         | 4700 | 9482 | 275,001    | 245,862    | 281,300     | 281,300     | 0001                 |             |
| RMA-OPERATIONS                  | 4730 | 9482 | 120,919    | 391,619    | 100,000     | 100,000     | 0001                 |             |
| ENVIRONMENTAL HEALTH DEP        | 4750 | 9482 | 134,550    | 184,888    | 190,587     | 190,587     | 0001                 |             |
| PWA-GENERAL FUND SERVICE        | 6100 | 9482 | 0          | 0          | 0           | 0           | 0001                 |             |
| RMA-PLANNING DEPARTMENT         | 4700 | 9483 | 0          | 0          | 0           | 0           | 0001                 |             |
| INTEGRATED WASTE MANAGEI        | 6170 | 9483 | 31,053     | 18,076     | 7,290       | 7,290       | 0001                 |             |
| <b>AGRICULTURAL SERVICES</b>    |      |      |            |            |             |             |                      |             |
| AGRICULTURAL COMMISSIONE        | 4500 | 9501 | 756,983    | 693,155    | 875,650     | 875,650     | 0001                 |             |
| <b>CIVIL PROCESS SERVICE</b>    |      |      |            |            |             |             |                      |             |
| SHERIFF-DETENTION SERVICE       | 4050 | 9511 | 336,063    | 399,450    | 324,852     | 324,852     | 0001                 |             |
| <b>COURT FEES AND COSTS</b>     |      |      |            |            |             |             |                      |             |
| TRIAL COURT FUNDING             | 3700 | 9521 | 4,705,462  | 5,008,371  | 5,000,000   | 5,000,000   | 0001                 |             |
| DISTRICT ATTORNEY               | 3400 | 9523 | 34,164     | 36,185     | 21,766      | 21,766      | 0001                 |             |
| PUBLIC DEFENDER                 | 3600 | 9523 | 155,241    | 146,579    | 125,700     | 125,700     | 0001                 |             |
| TRIAL COURT FUNDING             | 3700 | 9523 | 706,999    | 589,018    | 450,000     | 450,000     | 0001                 |             |
| INDIGENT LEGAL SERVICES         | 3800 | 9523 | 0          | 0          | 0           | 0           | 0001                 |             |
| FISH & GAME                     | 7400 | 9523 | 81,265     | 61,001     | 75,000      | 75,000      | 1300                 | FISH & GAME |
| SHERIFF-DETENTION SERVICE       | 4050 | 9527 | 1,346,152  | 1,236,672  | 1,200,000   | 1,200,000   | 0001                 |             |
| <b>ESTATE FEES</b>              |      |      |            |            |             |             |                      |             |
| PUBLIC ADMINIS/PUBLIC GUAR      | 1930 | 9531 | 41,128     | 37,120     | 50,000      | 50,000      | 0001                 |             |
| <b>HUMANE SERVICES</b>          |      |      |            |            |             |             |                      |             |
| ANIMAL REGULATION               | 4600 | 9541 | 328,785    | 365,440    | 355,975     | 355,975     | 0001                 |             |
| <b>LAW ENFORCEMENT SERVICES</b> |      |      |            |            |             |             |                      |             |
| SHERIFF-POLICE SERVICES         | 4000 | 9551 | 886,701    | 733,916    | 683,213     | 683,213     | 0001                 |             |
| SHERIFF-DETENTION SERVICE       | 4050 | 9551 | 9,797,872  | 9,967,133  | 9,715,436   | 9,715,436   | 0001                 |             |
| SHERIFF-POLICE SERVICES         | 4000 | 9552 | 47,507,497 | 48,537,218 | 49,449,591  | 49,719,829  | 0001                 |             |
| SHERIFF-DETENTION SERVICE       | 4050 | 9552 | 196,882    | 201,847    | 201,948     | 201,948     | 0001                 |             |

**COUNTY OF VENTURA  
STATE OF CALIFORNIA  
ANALYSIS OF FINANCING SOURCES BY SOURCE BY FUND**

FOR FISCAL YEAR 2009-10

| SOURCE CLASSIFICATION            |      |      | ACTUAL<br>2007-08 | ACTUAL<br>2008-09 | ESTIMATES<br>RECOMMENDED<br>2009-10 | ADOPTED<br>BY BOARD OF<br>SUPERVISORS | FUND<br>(GENERAL UNLESS<br>OTHERWISE INDICATED) |
|----------------------------------|------|------|-------------------|-------------------|-------------------------------------|---------------------------------------|---|
| (1)                              |      |      | (2)               | (3)               | (4)                                 | (5)                                   | (6)   |
| <b>CHARGES FOR SERVICES</b>      |      |      |                   |                   |                                     |                                       |   |
| <b>RECORDING FEES</b>            |      |      |                   |                   |                                     |                                       |   |
| COUNTY CLERK AND RECORDI         | 3040 | 9561 | 1,983,813         | 1,857,544         | 1,530,000                           | 1,530,000                             | 0001  |
| DISTRICT ATTORNEY                | 3400 | 9561 | 157,853           | 174,441           | 238,170                             | 238,170                               | 0001  |
| HCA-PUBLIC HEALTH                | 5100 | 9561 | 139,710           | 358,935           | 640,436                             | 640,436                               | 0001  |
| COUNTY CLERK AND RECORDI         | 3040 | 9562 | 94,050            | 95,043            | 90,000                              | 90,000                                | 0001  |
| COUNTY CLERK AND RECORDI         | 3040 | 9563 | 72,659            | 72,210            | 71,527                              | 71,527                                | 0001  |
| COUNTY CLERK AND RECORDI         | 3040 | 9564 | 963,862           | 2,082,495         | 1,644,740                           | 1,644,740                             | 0001  |
| COUNTY CLERK AND RECORDI         | 3040 | 9565 | 171,393           | 55,149            | 95,836                              | 95,836                                | 0001  |
| COUNTY CLERK AND RECORDI         | 3040 | 9566 | 426,249           | 401,331           | 420,000                             | 420,000                               | 0001  |
| COUNTY CLERK AND RECORDI         | 3040 | 9567 | 589               | 576               | 0                                   | 0                                     | 0001  |
| <b>HEALTH FEES</b>               |      |      |                   |                   |                                     |                                       |   |
| HCA-EMERGENCY MEDICAL SE         | 5090 | 9581 | 0                 | 7,500             | 0                                   | 0                                     | 0001  |
| HCA-PUBLIC HEALTH                | 5100 | 9582 | 1,344,528         | 1,362,717         | 1,193,099                           | 1,193,099                             | 0001  |
| HCA-MENTAL HEALTH                | 5130 | 9582 | 337,147           | 281,613           | 270,000                             | 270,000                               | 0001  |
| HCA-ALCOHOL/DRUG PROGRA          | 5150 | 9582 | 3,706             | 25,397            | 0                                   | 0                                     | 0001  |
| MENTAL HEALTH SERVICES AC        | 5180 | 9582 | 724               | 127               | 0                                   | 0                                     | 1450 MENTAL HEALTH SERVICES                     |
| <b>MENTAL HEALTH SERVICES</b>    |      |      |                   |                   |                                     |                                       |   |
| HCA-ALCOHOL/DRUG PROGRA          | 5150 | 9591 | 887               | 0                 | 17,700                              | 17,700                                | 0001  |
| HCA-DRINKING DRIVER PROGF        | 5160 | 9591 | 3,617,668         | 3,805,060         | 4,230,166                           | 4,230,166                             | 0001  |
| HCA-MENTAL HEALTH                | 5130 | 9594 | 214,315           | 138,407           | 123,600                             | 123,600                               | 0001  |
| COUNTY CLERK AND RECORDI         | 3040 | 9595 | 0                 | 0                 | 0                                   | 0                                     | 0001  |
| HCA-MENTAL HEALTH                | 5130 | 9595 | 14,046,553        | 16,561,790        | 17,721,937                          | 16,996,804                            | 0001  |
| HCA-ALCOHOL/DRUG PROGRA          | 5150 | 9595 | 1,082,634         | 1,462,659         | 1,452,055                           | 1,452,055                             | 0001  |
| MENTAL HEALTH SERVICES AC        | 5180 | 9595 | 805,272           | 1,105,601         | 2,055,492                           | 2,780,625                             | 1450 MENTAL HEALTH SERVICES                     |
| <b>CALIFORNIA CHILDRENS SERV</b> |      |      |                   |                   |                                     |                                       |   |
| HCA-CHILDREN'S MEDICAL SEF       | 5120 | 9601 | 2,922             | 3,239             | 2,404                               | 2,404                                 | 0001  |
| <b>SANITATION SERVICES</b>       |      |      |                   |                   |                                     |                                       |   |
| PWA-GENERAL FUND SERVICE         | 6100 | 9611 | 36,945            | 0                 | 0                                   | 0                                     | 0001  |
| INTEGRATED WASTE MANAGEI         | 6170 | 9613 | 175,052           | 69,500            | 53,765                              | 53,765                                | 0001  |
| <b>ADOPTION FEES</b>             |      |      |                   |                   |                                     |                                       |   |
| HSA-PROGRAM OPERATIONS           | 5300 | 9625 | 15,664            | 16,574            | 0                                   | 0                                     | 0001  |
| HSA-PROGRAM OPERATIONS           | 5300 | 9626 | 24,728            | 26,660            | 0                                   | 0                                     | 0001  |
| <b>OTHER DISCOUNTS</b>           |      |      |                   |                   |                                     |                                       |   |
| HCA-PUBLIC HEALTH                | 5100 | 9638 | 170               | 700               | 0                                   | 0                                     | 0001  |
| SHERIFF-DETENTION SERVICE        | 4050 | 9646 | 2,501,955         | 1,967,089         | 2,266,000                           | 2,266,000                             | 0001  |
| VENTURA COUNTY PROBATION         | 4200 | 9646 | 1,630,175         | 1,510,345         | 1,877,520                           | 1,877,520                             | 0001  |
| HCA-PUBLIC HEALTH                | 5100 | 9652 | 888,625           | 939,493           | 748,377                             | 748,377                               | 0001  |
| HCA-CHILDREN'S MEDICAL SEF       | 5120 | 9652 | 270,443           | 55,729            | 127,000                             | 127,000                               | 0001  |
| TRANSITIONAL LIVING CENTER       | 4630 | 9653 | 1,494             | 7,722             | 5,000                               | 5,000                                 | 0001  |
| HCA-PUBLIC HEALTH                | 5100 | 9653 | 1,411             | 5,435             | 0                                   | 0                                     | 0001  |



**COUNTY OF VENTURA  
STATE OF CALIFORNIA  
ANALYSIS OF FINANCING SOURCES BY SOURCE BY FUND**

FOR FISCAL YEAR 2009-10

| SOURCE CLASSIFICATION             |      |      | ACTUAL<br>2007-08  | ACTUAL<br>2008-09  | ESTIMATES<br>RECOMMENDED<br>2009-10 | ADOPTED<br>BY BOARD OF<br>SUPERVISORS |      | FUND<br>(GENERAL UNLESS<br>OTHERWISE INDICATED) |
|-----------------------------------|------|------|--------------------|--------------------|-------------------------------------|---------------------------------------|------|---|
| (1)                               |      |      | (2)                | (3)                | (4)                                 | (5)                                   |      | (6)   |
| <b>CHARGES FOR SERVICES</b>       |      |      |                    |                    |                                     |                                       |      |   |
| <b>OTHER DISCOUNTS</b>            |      |      |                    |                    |                                     |                                       |      |   |
| HCA-PUBLIC HEALTH                 | 5100 | 9654 | 40,532             | 33,932             | 21,218                              | 21,218                                | 0001 |   |
| <b>EDUCATIONAL SERVICES</b>       |      |      |                    |                    |                                     |                                       |      |   |
| SHERIFF-POLICE SERVICES           | 4000 | 9675 | 214,449            | 311,972            | 257,000                             | 257,000                               | 0001 |   |
| HCA-EMERGENCY MEDICAL SE          | 5090 | 9675 | 500                | 840                | 0                                   | 0                                     | 0001 |   |
| <b>LIBRARY SERVICES</b>           |      |      |                    |                    |                                     |                                       |      |   |
| VENTURA COUNTY LIBRARY            | 5810 | 9681 | 269,092            | 280,841            | 269,000                             | 269,000                               | 1075 | VENTURA COUNTY LIBRAR'                          |
| <b>OTHER</b>                      |      |      |                    |                    |                                     |                                       |      |   |
| FARM ADVISOR                      | 6000 | 9702 | 1,727              | 3,499              | 0                                   | 0                                     | 0001 |   |
| VENTURA COUNTY LIBRARY            | 5810 | 9708 | 9,859              | 0                  | 9,850                               | 9,850                                 | 1075 | VENTURA COUNTY LIBRAR'                          |
| FARM ADVISOR                      | 6000 | 9709 | 2,621              | 4,131              | 0                                   | 0                                     | 0001 |   |
| GENERAL PURPOSE (INDIRECT         | 1070 | 9714 | 2,450,848          | 2,458,559          | 2,600,000                           | 2,600,000                             | 0001 |   |
| ASSESSOR                          | 1300 | 9714 | 51,300             | 141,700            | 152,500                             | 152,500                               | 0001 |   |
| VENTURA COUNTY PROBATION          | 4200 | 9714 | 259,844            | 276,480            | 300,000                             | 300,000                               | 0001 |   |
| ANIMAL REGULATION                 | 4600 | 9714 | 1,378,780          | 1,348,704          | 1,698,002                           | 1,698,002                             | 0001 |   |
| ENVIRONMENTAL HEALTH DEP          | 4750 | 9714 | 570,042            | 565,638            | 620,475                             | 620,475                               | 0001 |   |
| VENTURA COUNTY PROBATION          | 4200 | 9715 | 2,795,307          | 2,600,705          | 2,843,273                           | 2,843,273                             | 0001 |   |
| TREASURER-TAX COLLECTOR           | 1900 | 9717 | 1,300,000          | 1,419,392          | 1,500,000                           | 1,500,000                             | 0001 |   |
| COUNTY EXECUTIVE OFFICE           | 1040 | 9718 | 0                  | 3,933              | 0                                   | 0                                     | 0001 |   |
| ASSESSOR                          | 1300 | 9718 | 98,610             | 41,262             | 65,000                              | 65,000                                | 0001 |   |
| SHERIFF-POLICE SERVICES           | 4000 | 9718 | 0                  | 0                  | 0                                   | 0                                     | 0001 |   |
| SHERIFF-DETENTION SERVICE         | 4050 | 9718 | 641,936            | 0                  | 0                                   | 0                                     | 0001 |   |
| RMA-PLANNING DEPARTMENT           | 4700 | 9718 | 189,443            | 170,894            | 0                                   | 0                                     | 0001 |   |
| RMA-BUILDING & SAFETY             | 4710 | 9718 | 106,558            | 143,557            | 0                                   | 0                                     | 0001 |   |
| RMA-OPERATIONS                    | 4730 | 9718 | 76,873             | 67,154             | 75,000                              | 75,000                                | 0001 |   |
| RMA-ENFORCEMENT                   | 4760 | 9718 | 0                  | 0                  | 366,289                             | 366,289                               | 0001 |   |
| HCA-ADMIN & SUPPORT SERVI         | 5010 | 9718 | 181,418            | 50                 | 0                                   | 0                                     | 0001 |   |
| HCA-HLTH CARE COVERAGE IN         | 5080 | 9718 | 0                  | 413,031            | 341,021                             | 341,021                               | 0001 |   |
| <b>TOTAL CHARGES FOR SERVICES</b> |      |      | <b>149,317,743</b> | <b>156,519,276</b> | <b>161,924,625</b>                  | <b>162,444,863</b>                    |      |   |
| <b>MISCELLANEOUS REVENUES</b>     |      |      |                    |                    |                                     |                                       |      |   |
| <b>WELFARE PAYMENTS</b>           |      |      |                    |                    |                                     |                                       |      |   |
| HSA-DIRECT RECIPIENT AID          | 5360 | 9751 | 408,151            | 445,019            | 0                                   | 0                                     | 0001 |   |
| DIRECT RECIPIENT AID              | 5600 | 9751 | 0                  | 0                  | 320,000                             | 320,000                               | 0001 |   |
| HSA-DIRECT RECIPIENT AID          | 5360 | 9752 | 0                  | 138,092            | 0                                   | 0                                     | 0001 |   |
| DIRECT RECIPIENT AID              | 5600 | 9752 | 0                  | 0                  | 160,000                             | 160,000                               | 0001 |   |
| <b>OTHER SALES</b>                |      |      |                    |                    |                                     |                                       |      |   |
| COUNTY EXECUTIVE OFFICE           | 1040 | 9761 | 1,848              | 44                 | 2,000                               | 2,000                                 | 0001 |   |
| ASSESSOR                          | 1300 | 9761 | 1,125              | 377                | 1,200                               | 1,200                                 | 0001 |   |
| ELECTIONS DIVISION                | 3010 | 9761 | 36,750             | 56,154             | 37,000                              | 37,000                                | 0001 |   |
| COUNTY CLERK AND RECORDI          | 3040 | 9761 | 59,894             | 41,382             | 58,000                              | 58,000                                | 0001 |   |
| TRIAL COURT FUNDING               | 3700 | 9761 | 0                  | 0                  | 0                                   | 0                                     | 0001 |   |

**COUNTY OF VENTURA  
STATE OF CALIFORNIA  
ANALYSIS OF FINANCING SOURCES BY SOURCE BY FUND**

FOR FISCAL YEAR 2009-10

| SOURCE CLASSIFICATION         |      |      | ACTUAL    | ACTUAL    | ESTIMATES   | ADOPTED     | FUND                 |                         |  |
|-------------------------------|------|------|-----------|-----------|-------------|-------------|----------------------|-------------------------|--|
| (1)                           |      |      | 2007-08   | 2008-09   | RECOMMENDED | BY BOARD OF | (GENERAL UNLESS      |                         |  |
|                               |      |      | (2)       | (3)       | 2009-10     | SUPERVISORS | OTHERWISE INDICATED) |                         |  |
|                               |      |      |           |           | (4)         | (5)         | (6)                  |                         |  |
| <b>MISCELLANEOUS REVENUES</b> |      |      |           |           |             |             |                      |                         |  |
| <b>OTHER SALES</b>            |      |      |           |           |             |             |                      |                         |  |
| SHERIFF-POLICE SERVICES       | 4000 | 9761 | 178,307   | 179,904   | 221,058     | 221,058     | 0001                 |                         |  |
| SHERIFF-DETENTION SERVICE     | 4050 | 9761 | 0         | 0         | 6,171       | 6,171       | 0001                 |                         |  |
| SHERIFF-INMATE WELFARE        | 4080 | 9761 | 39,535    | 37,520    | 75,000      | 75,000      | 1050                 | SHERIFF INMATE SPEC REV |  |
| SHERIFF-INMATE COMMISSAR      | 4090 | 9761 | 1,444,169 | 1,443,498 | 1,400,000   | 1,400,000   | 1050                 | SHERIFF INMATE SPEC REV |  |
| ANIMAL REGULATION             | 4600 | 9761 | 103,885   | 99,803    | 103,885     | 103,885     | 0001                 |                         |  |
| RMA-PLANNING DEPARTMENT       | 4700 | 9761 | 1,151     | 2,400     | 1,200       | 1,200       | 0001                 |                         |  |
| RMA-BUILDING & SAFETY         | 4710 | 9761 | 80        | 19        | 0           | 0           | 0001                 |                         |  |
| ENVIRONMENTAL HEALTH DEP      | 4750 | 9761 | 1,584     | 16,442    | 358,000     | 358,000     | 0001                 |                         |  |
| HCA-MEDICAL EXAMINER          | 5000 | 9761 | 21,712    | 12,800    | 20,000      | 20,000      | 0001                 |                         |  |
| COUNTY CLERK AND RECORDI      | 3040 | 9763 | 4,871     | 5,430     | 5,000       | 5,000       | 0001                 |                         |  |
| <b>MISCELLANEOUS</b>          |      |      |           |           |             |             |                      |                         |  |
| CAPITAL PROJECTS              | 1050 | 9771 | (25,858)  | 0         | 0           | 0           | 0001                 |                         |  |
| VENTURA COUNTY PROBATION      | 4200 | 9771 | 75,492    | 27,402    | 25,000      | 25,000      | 0001                 |                         |  |
| PW ROAD FUND-GENERAL          | 6150 | 9771 | 109,057   | 967,930   | 250,000     | 810,000     | 1000                 | ROAD FUND               |  |
| INTEGRATED WASTE MANAGEI      | 6170 | 9771 | 6,000     | 6,000     | 6,000       | 6,000       | 0001                 |                         |  |
| SPECIAL ACCOUNTS & CONTRI     | 1010 | 9772 | 0         | 33,435    | 0           | 0           | 0001                 |                         |  |
| CEO-VARIOUS GRANTS            | 1020 | 9772 | 11,513    | 17,581    | 40,000      | 40,000      | 0001                 |                         |  |
| COUNTY EXECUTIVE OFFICE       | 1040 | 9772 | 40,888    | 22,349    | 20,500      | 20,500      | 0001                 |                         |  |
| GENERAL PURPOSE (INDIRECT     | 1070 | 9772 | 9,656     | 7,968     | 0           | 0           | 0001                 |                         |  |
| DEBT SERVICE                  | 1075 | 9772 | 0         | 0         | 0           | 0           | 0001                 |                         |  |
| ASSESSOR                      | 1300 | 9772 | 243       | 1,201     | 300         | 300         | 0001                 |                         |  |
| BOARD OF SUPERVISORS          | 1410 | 9772 | 0         | 150       | 0           | 0           | 0001                 |                         |  |
| AUDITOR-CONTROLLER            | 1510 | 9772 | 80,843    | 43,375    | 5,000       | 5,000       | 0001                 |                         |  |
| REVOLVING LOAN PROGRAM        | 1620 | 9772 | 0         | 5,000     | 0           | 0           | 1200                 | REVOLVING LOAN FUND     |  |
| TREASURER-TAX COLLECTOR       | 1900 | 9772 | 302,105   | 528,290   | 300,000     | 300,000     | 0001                 |                         |  |
| PUBLIC ADMINIS/PUBLIC GUAR    | 1930 | 9772 | 101,733   | 109,123   | 80,000      | 80,000      | 0001                 |                         |  |
| COUNTY CLERK AND RECORDI      | 3040 | 9772 | 15,838    | 5,100     | 0           | 0           | 0001                 |                         |  |
| DISTRICT ATTORNEY             | 3400 | 9772 | 277,400   | 263,230   | 292,979     | 292,979     | 0001                 |                         |  |
| TRIAL COURT FUNDING           | 3700 | 9772 | 5,078,721 | 5,398,382 | 5,800,000   | 5,800,000   | 0001                 |                         |  |
| INDIGENT LEGAL SERVICES       | 3800 | 9772 | 34,728    | 80        | 2,518       | 2,518       | 0001                 |                         |  |
| SHERIFF-POLICE SERVICES       | 4000 | 9772 | 88,917    | 133,267   | 90,000      | 90,000      | 0001                 |                         |  |
| SHERIFF-DETENTION SERVICE     | 4050 | 9772 | 873,759   | 654,388   | 633,926     | 633,926     | 0001                 |                         |  |
| SHERIFF-INMATE WELFARE        | 4080 | 9772 | 724,259   | 694,948   | 671,000     | 671,000     | 1050                 | SHERIFF INMATE SPEC REV |  |
| VENTURA COUNTY PROBATION      | 4200 | 9772 | 196,791   | 180,832   | 67,531      | 67,531      | 0001                 |                         |  |
| AGRICULTURAL COMMISSIONE      | 4500 | 9772 | 179       | 578       | 100         | 100         | 0001                 |                         |  |
| ANIMAL REGULATION             | 4600 | 9772 | 8,966     | 11,729    | 0           | 0           | 0001                 |                         |  |
| TRANSITIONAL LIVING CENTER    | 4630 | 9772 | 69        | 0         | 10,000      | 10,000      | 0001                 |                         |  |
| RMA-PLANNING DEPARTMENT       | 4700 | 9772 | 58,612    | 67,667    | 200,000     | 200,000     | 0001                 |                         |  |
| RMA-BUILDING & SAFETY         | 4710 | 9772 | 193,268   | 219,086   | 177,510     | 177,510     | 0001                 |                         |  |
| RMA-WEIGHTS & MEASURES        | 4720 | 9772 | 9,486     | 27,713    | 0           | 0           | 0001                 |                         |  |

**COUNTY OF VENTURA  
STATE OF CALIFORNIA  
ANALYSIS OF FINANCING SOURCES BY SOURCE BY FUND**

FOR FISCAL YEAR 2009-10

| SOURCE CLASSIFICATION         |      |      | ACTUAL      | ACTUAL      | ESTIMATES   | ADOPTED     | FUND                 |                         |
|-------------------------------|------|------|-------------|-------------|-------------|-------------|----------------------|-------------------------|
| (1)                           |      |      | 2007-08     | 2008-09     | RECOMMENDED | BY BOARD OF | (GENERAL UNLESS      |                         |
|                               |      |      | (2)         | (3)         | 2009-10     | SUPERVISORS | OTHERWISE INDICATED) |                         |
|                               |      |      |             |             | (4)         | (5)         | (6)                  |                         |
| <b>MISCELLANEOUS REVENUES</b> |      |      |             |             |             |             |                      |                         |
| <b>MISCELLANEOUS</b>          |      |      |             |             |             |             |                      |                         |
| RMA-OPERATIONS                | 4730 | 9772 | 99,768      | 43,653      | 70,000      | 70,000      | 0001                 |                         |
| ENVIRONMENTAL HEALTH DEP      | 4750 | 9772 | 5,269       | 56,307      | 65,000      | 65,000      | 0001                 |                         |
| RMA-ENFORCEMENT               | 4760 | 9772 | 0           | 0           | 82,000      | 132,000     | 0001                 |                         |
| HCA-MEDICAL EXAMINER          | 5000 | 9772 | 104         | 0           | 0           | 0           | 0001                 |                         |
| HCA-ADMIN & SUPPORT SERVI     | 5010 | 9772 | 0           | 0           | 0           | 0           | 0001                 |                         |
| HCA-EMERGENCY MEDICAL SE      | 5090 | 9772 | 38,851      | 128,661     | 137,000     | 137,000     | 0001                 |                         |
| HCA-PUBLIC HEALTH             | 5100 | 9772 | 628,877     | 285,760     | 311,798     | 311,798     | 0001                 |                         |
| HCA-CHILDREN'S MEDICAL SEF    | 5120 | 9772 | 354         | 423         | 411         | 411         | 0001                 |                         |
| HCA-MENTAL HEALTH             | 5130 | 9772 | 279,776     | 18,338      | 6,000       | 6,000       | 0001                 |                         |
| HCA-ALCOHOL/DRUG PROGRA       | 5150 | 9772 | 17,391      | 1,181       | 0           | 0           | 0001                 |                         |
| HSA-PROGRAM OPERATIONS        | 5300 | 9772 | 219,078     | 802,263     | 227,000     | 227,000     | 0001                 |                         |
| HSA-DIRECT RECIPIENT AID      | 5360 | 9772 | 519,222     | 438,364     | 0           | 0           | 0001                 |                         |
| IHSS PUBLIC AUTHORITY         | 5580 | 9772 | 0           | 12,000      | 0           | 0           | 1690                 | IHSS PUBLIC AUTHORITY   |
| DIRECT RECIPIENT AID          | 5600 | 9772 | 0           | 0           | 270,000     | 270,000     | 0001                 |                         |
| AREA AGENCY ON AGING          | 5700 | 9772 | 23,090      | 28,661      | 0           | 0           | 0001                 |                         |
| VC DEPT CHILD SUPPORT SER     | 5720 | 9772 | 0           | 33,480      | 0           | 0           | 1060                 | VC DEPT CHILD SUPPORT S |
| VENTURA COUNTY LIBRARY        | 5810 | 9772 | 0           | 12,832      | 0           | 0           | 1075                 | VENTURA COUNTY LIBRAR'  |
| FARM ADVISOR                  | 6000 | 9772 | 1,287       | 7,818       | 10,600      | 10,600      | 0001                 |                         |
| PWA-GENERAL FUND SERVICE      | 6100 | 9772 | 0           | 12,361      | 0           | 0           | 0001                 |                         |
| PW ROAD FUND-GENERAL          | 6150 | 9772 | 53,260      | 442,596     | 30,000      | 30,000      | 1000                 | ROAD FUND               |
| INTEGRATED WASTE MANAGEI      | 6170 | 9772 | 0           | 4,581       | 0           | 0           | 0001                 |                         |
| REQUIRED MAINTENANCE          | 6900 | 9772 | 4,381       | 0           | 0           | 0           | 0001                 |                         |
| POB DEBT SERVICE              | 1630 | 9777 | 12,412,081  | 0           | 0           | 0           | 0003                 | POB DEBT SERVICE        |
| SPAY/NEUTER PROGRAM           | 4620 | 9778 | 28,059      | 33,852      | 32,750      | 32,750      | 1350                 | SPAY/NEUTER PROGRAM     |
| DISTRICT ATTORNEY             | 3400 | 9779 | 10,319      | 0           | 0           | 0           | 0001                 |                         |
| HCA-PUBLIC HEALTH             | 5100 | 9779 | 107,342     | 167,910     | 269,900     | 351,439     | 0001                 |                         |
| TOBACCO SETTLEMENT PROG       | 1080 | 9781 | 8,326,419   | 9,149,432   | 8,000,000   | 8,000,000   | 0001                 |                         |
| HCA-PUBLIC HEALTH             | 5100 | 9781 | 1,222,000   | 1,222,000   | 1,222,000   | 1,222,000   | 0001                 |                         |
| HCA-CHILDREN'S MEDICAL SEF    | 5120 | 9781 | 86,000      | 86,000      | 86,000      | 86,000      | 0001                 |                         |
| HCA-MENTAL HEALTH             | 5130 | 9781 | 2,595,600   | 2,595,600   | 2,595,600   | 2,595,600   | 0001                 |                         |
| TOBACCO SETTLEMENT PROG       | 1080 | 9782 | (3,903,600) | (3,903,600) | (3,903,600) | (3,903,600) | 0001                 |                         |
| CEO-VARIOUS GRANTS            | 1020 | 9791 | 55,027      | (3)         | 0           | 0           | 0001                 |                         |
| DISTRICT ATTORNEY             | 3400 | 9791 | 0           | 0           | 0           | 0           | 0001                 |                         |
| SHERIFF-POLICE SERVICES       | 4000 | 9791 | 59,966      | 45,239      | 36,964      | 36,964      | 0001                 |                         |
| SHERIFF-INMATE WELFARE        | 4080 | 9791 | 30,000      | 0           | 0           | 0           | 1050                 | SHERIFF INMATE SPEC REV |
| TRANSITIONAL LIVING CENTER    | 4630 | 9791 | 18,826      | 0           | 4,000       | 4,000       | 0001                 |                         |
| HCA-MENTAL HEALTH             | 5130 | 9791 | 12,380      | 85          | 0           | 0           | 0001                 |                         |
| MENTAL HEALTH SERVICES AC     | 5180 | 9791 | 3,975       | 134,041     | 55,000      | 55,000      | 1450                 | MENTAL HEALTH SERVICES  |
| VENTURA COUNTY LIBRARY        | 5810 | 9791 | 489,583     | 344,987     | 289,684     | 289,684     | 1075                 | VENTURA COUNTY LIBRAR'  |
| HCA-EMERGENCY MEDICAL SE      | 5090 | 9792 | 927         | 623         | 0           | 0           | 0001                 |                         |
| REVOLVING LOAN PROGRAM        | 1620 | 9793 | 51,272      | 43,091      | 69,184      | 69,184      | 1200                 | REVOLVING LOAN FUND     |
| CDBG-LOAN                     | 1626 | 9793 | 4,235       | 4,508       | 4,798       | 4,798       | 1222                 | EDA/CDBG REVOLVING LOA' |

**COUNTY OF VENTURA  
STATE OF CALIFORNIA  
ANALYSIS OF FINANCING SOURCES BY SOURCE BY FUND**

FOR FISCAL YEAR 2009-10

| SOURCE CLASSIFICATION<br>(1)        | ACTUAL<br>2007-08<br>(2) | ACTUAL<br>2008-09<br>(3) | ESTIMATES<br>RECOMMENDED<br>2009-10<br>(4) | ADOPTED<br>BY BOARD OF<br>SUPERVISORS<br>(5) | FUND<br>(GENERAL UNLESS<br>OTHERWISE INDICATED)<br>(6) |
|-------------------------------------|--------------------------|--------------------------|--|--|--|
| <b>MISCELLANEOUS REVENUES</b>       |                          |                          |  |  |  |
| <b>MISCELLANEOUS</b>                |                          |                          |  |  |  |
| ELECTIONS DIVISION 3010 9797        | 3                        | 5                        | 0  | 0  | 0001   |
| COUNTY CLERK AND RECORDS 3040 9797  | 218                      | 148                      | 0  | 0  | 0001   |
| VENTURA COUNTY PROBATION 4200 9797  | 5                        | 2                        | 0  | 0  | 0001   |
| ANIMAL REGULATION 4600 9797         | 80                       | 45                       | 0  | 0  | 0001   |
| RMA-PLANNING DEPARTMENT 4700 9797   | 24                       | 10                       | 0  | 0  | 0001   |
| RMA-BUILDING & SAFETY 4710 9797     | 13                       | 43                       | 0  | 0  | 0001   |
| ENVIRONMENTAL HEALTH DEP 4750 9797  | 29                       | 81                       | 0  | 0  | 0001   |
| <b>PRIOR YR REVENUE</b>             |                          |                          |  |  |  |
| AREA AGENCY ON AGING 5700 9799      | 76,304                   | 538,233                  | 0  | 0  | 0001   |
| <b>TOTAL MISCELLANEOUS REVENUES</b> | <b>34,153,523</b>        | <b>24,697,298</b>        | <b>21,412,967</b>                          | <b>22,104,506</b>                            |  |
| <b>OTHER FINANCING SOURCES</b>      |                          |                          |  |  |  |
| <b>PREMIUM&amp;ACCRUED INT-BOND</b> |                          |                          |  |  |  |
| DEBT SERVICE 1075 9811              | 1,369,600                | 2,898,500                | 2,800,000                                  | 2,800,000                                    | 0001   |
| GENERAL PURPOSE (INDIRECT 1070 9812 | 5,005,200                | 5,205,408                | 5,250,000                                  | 5,250,000                                    | 0001   |
| <b>SALE OF FIXED ASSETS</b>         |                          |                          |  |  |  |
| SHERIFF-POLICE SERVICES 4000 9821   | 0                        | 24,038                   | 0  | 0  | 0001   |
| <b>OPERATING TRANSFERS IN</b>       |                          |                          |  |  |  |
| CAPITAL PROJECTS 1050 9831          | 0                        | 0                        | 0  | 0  | 0001   |
| DISTRICT ATTORNEY 3400 9831         | 75,000                   | 75,000                   | 75,839                                     | 75,839                                       | 0001   |
| SHERIFF-POLICE SERVICES 4000 9831   | 250,000                  | 250,000                  | 250,000                                    | 250,000                                      | 0001   |
| HCA-HLTH CARE COVERAGE IN 5080 9831 | 0                        | 262,275                  | 407,453                                    | 407,453                                      | 0001   |
| MENTAL HEALTH SERVICES AC 5180 9831 | 7,806,106                | 0                        | 0  | 0  | 1450 MENTAL HEALTH SERVICES                            |
| IHSS PUBLIC AUTHORITY 5580 9831     | 2,139,200                | 2,250,000                | 2,600,000                                  | 2,600,000                                    | 1690 IHSS PUBLIC AUTHORITY                             |
| VC DEPT CHILD SUPPORT SER 5720 9831 | 200                      | 0                        | 2,000                                      | 2,000  | 1060 VC DEPT CHILD SUPPORT S                           |
| VENTURA COUNTY LIBRARY 5810 9831    | 650,000                  | 633,434                  | 617,110                                    | 617,110                                      | 1075 VENTURA COUNTY LIBRAR'                            |
| PWA-GENERAL FUND SERVICE 6100 9831  | 0                        | 0                        | 0  | 0  | 0001   |
| STORMWATER-UNINCORPORA 6180 9831    | 750,000                  | 1,150,000                | 1,650,000                                  | 1,650,000                                    | 1475 STORMWATER UNINCORPC                              |
| JUVENILE JUSTICE COMPLEX 6860 9831  | 29,383                   | 40,773                   | 373,500                                    | 373,500                                      | 4330 JUVENILE JUSTICE COMPLE                           |
| COURTS JUV JUSTICE 6862 9831        | 26,371                   | 0                        | 255,500                                    | 255,500                                      | 4332 COURTS JUV JUSTICE                                |
| SANTA ROSA ROAD ASSESSME 6863 9831  | 0                        | 700,000                  | 0  | 0  | 4333 SANTA ROSA RD ASSESSM                             |
| IHSS PUBLIC AUTHORITY 5580 9833     | 934,907                  | 884,409                  | 850,000                                    | 850,000                                      | 1690 IHSS PUBLIC AUTHORITY                             |
| <b>PROCEEDS OF BONDS/DEBT</b>       |                          |                          |  |  |  |
| CAPITAL PROJECTS 1050 9843          | 0                        | 0                        | 0  | 0  | 0001   |
| HR/PAYROLL SYSTEM PROJ 1210 9843    | 0                        | 0                        | 0  | 0  | 0001   |
| PWA-GENERAL FUND SERVICE 6100 9843  | 0                        | 0                        | 0  | 0  | 0001   |
| <b>INSURANCE PROCEEDS</b>           |                          |                          |  |  |  |
| SHERIFF-DETENTION SERVICE 4050 9851 | 10,405                   | 0                        | 0  | 0  | 0001   |
| PW ROAD FUND-GENERAL 6150 9851      | 4,208                    | 0                        | 0  | 0  | 1000 ROAD FUND   |
| <b>TOTAL OTHER FINANCING SOURCE</b> | <b>19,050,580</b>        | <b>14,373,837</b>        | <b>15,131,402</b>                          | <b>15,131,402</b>                            |  |

**COUNTY OF VENTURA  
 STATE OF CALIFORNIA  
 ANALYSIS OF FINANCING SOURCES BY SOURCE BY FUND**

FOR FISCAL YEAR 2009-10

| SOURCE CLASSIFICATION<br>(1)     | ACTUAL<br>2007-08<br>(2) | ACTUAL<br>2008-09<br>(3) | ESTIMATES<br>RECOMMENDED<br>2009-10<br>(4) | ADOPTED<br>BY BOARD OF<br>SUPERVISORS<br>(5) | FUND<br>(GENERAL UNLESS<br>OTHERWISE INDICATED)<br>(6) |
|----------------------------------|--------------------------|--------------------------|--|--|--|
| RESIDUAL EQUITY TRANSFERS        |                          |                          |  |  |  |
| RESIDUAL EQUITY TRANSFERS        |                          |                          |  |  |  |
| STORMWATER-UNINCORPORA 6180 9911 | 237,067                  | 0                        | 0  | 0  | 1475 STORMWATER UNINCORPC                              |
| TOTAL RESIDUAL EQUITY TRANSFE    | <u>237,067</u>           | <u>0</u>                 | <u>0</u>                                   | <u>0</u>                                     |  |
| GRAND TOTALS                     | <u>978,081,678</u>       | <u>984,223,747</u>       | <u>980,049,711</u>                         | <u>988,071,701</u>                           |  |

**COUNTY OF VENTURA  
STATE OF CALIFORNIA  
SCHEDULE OF ADDITIONAL FINANCING SOURCES BY FUNCTION AND ACTIVITY**

FOR FISCAL YEAR 2009-10

| BUDGET UNITS<br>(GROUPED BY FUNCTION AND ACTIVITY)<br>(1) | ACTUAL<br>2007-08<br>(2) | ACTUAL<br>2008-09<br>(3) | RECOMMENDED<br>2009-10<br>(4) | ADOPTED<br>BY BOARD OF<br>SUPERVISORS<br>2009-10<br>(5) |
|---|--------------------------|--------------------------|-------------------------------|---|
| <b>GENERAL</b>  |                          |                          |                               |   |
| <b>LEGISLATIVE/ADMINISTRATIVE</b>                         |                          |                          |                               |   |
| SPECIAL ACCOUNTS & CONTRIBS                               | 13,006,004               | 13,362,108               | 14,090,000                    | 14,090,000  |
| CEO-VARIOUS GRANTS  | 1,854,978                | 330,407                  | 1,422,000                     | 1,422,000   |
| COUNTY EXECUTIVE OFFICE                                   | 4,832,167                | 5,146,151                | 5,455,720                     | 5,455,720   |
| TOBACCO SETTLEMENT PROGRAM                                | 4,994,628                | 5,630,682                | 4,218,400                     | 4,312,400   |
| BOARD OF SUPERVISORS                                      | 0                        | 150                      | 0                             | 0   |
| Total LEGISLATIVE/ADMINISTRATIVE                          | <u>24,687,778</u>        | <u>24,469,498</u>        | <u>25,186,120</u>             | <u>25,280,120</u>                                       |
| <b>FINANCE</b>  |                          |                          |                               |   |
| HR/PAYROLL SYSTEM PROJ                                    | 0                        | 0                        | 0                             | 0   |
| ASSESSOR  | 5,645,906                | 5,085,673                | 5,819,000                     | 5,819,000   |
| AUDITOR-CONTROLLER  | 5,905,619                | 6,361,721                | 6,447,736                     | 6,447,736   |
| TREASURER-TAX COLLECTOR                                   | <u>3,410,281</u>         | <u>3,743,133</u>         | <u>3,685,000</u>              | <u>3,935,000</u>  |
| Total FINANCE   | <u>14,961,806</u>        | <u>15,190,527</u>        | <u>15,951,736</u>             | <u>16,201,736</u>                                       |
| <b>COUNTY COUNSEL</b>                                     |                          |                          |                               |   |
| COUNTY COUNSEL  | <u>1,924,219</u>         | <u>2,117,238</u>         | <u>1,913,400</u>              | <u>1,913,400</u>  |
| Total COUNTY COUNSEL                                      | <u>1,924,219</u>         | <u>2,117,238</u>         | <u>1,913,400</u>              | <u>1,913,400</u>  |
| <b>ELECTIONS</b>  |                          |                          |                               |   |
| ELECTIONS DIVISION  | <u>2,387,198</u>         | <u>2,868,498</u>         | <u>1,086,300</u>              | <u>1,086,300</u>  |
| Total ELECTIONS   | <u>2,387,198</u>         | <u>2,868,498</u>         | <u>1,086,300</u>              | <u>1,086,300</u>  |
| <b>PLANT ACQUISITION</b>                                  |                          |                          |                               |   |
| CAPITAL PROJECTS  | 206,599                  | 466,464                  | 690,000                       | 690,000   |
| JUVENILE JUSTICE COMPLEX                                  | 29,383                   | 40,773                   | 373,500                       | 373,500   |
| COURTS JUV JUSTICE  | 56,281                   | 396                      | 255,500                       | 255,500   |
| SANTA ROSA ROAD ASSESSMENT                                | <u>76,772</u>            | <u>781,280</u>           | <u>73,600</u>                 | <u>73,600</u>   |
| Total PLANT ACQUISITION                                   | <u>369,036</u>           | <u>1,288,913</u>         | <u>1,392,600</u>              | <u>1,392,600</u>  |
| <b>OTHER GENERAL</b>                                      |                          |                          |                               |   |
| GENERAL PURPOSE (INDIRECT) RE                             | 313,170,997              | 324,324,102              | 311,500,000                   | 311,500,000   |
| POB DEBT SERVICE  | 12,492,225               | 0                        | 0                             | 0   |
| PWA-GENERAL FUND SERVICES                                 | 1,528,150                | 1,808,088                | 1,772,500                     | 1,772,500   |
| REQUIRED MAINTENANCE                                      | <u>4,381</u>             | <u>0</u>                 | <u>0</u>                      | <u>0</u>  |
| Total OTHER GENERAL                                       | <u>327,195,752</u>       | <u>326,132,190</u>       | <u>313,272,500</u>            | <u>313,272,500</u>                                      |
| Total GENERAL   | <u>371,525,790</u>       | <u>372,066,864</u>       | <u>358,802,656</u>            | <u>359,146,656</u>                                      |
| <b>PUBLIC PROTECTION</b>                                  |                          |                          |                               |   |
| <b>JUDICIAL</b>   |                          |                          |                               |   |
| DISTRICT ATTORNEY   | 14,174,230               | 13,973,443               | 14,613,309                    | 14,613,309  |
| PUBLIC DEFENDER   | 3,190,112                | 2,779,424                | 2,759,500                     | 2,759,500   |
| TRIAL COURT FUNDING                                       | 15,106,364               | 15,936,473               | 16,700,000                    | 16,700,000  |
| INDIGENT LEGAL SERVICES                                   | 126,258                  | 140,739                  | 110,568                       | 110,568   |
| GRAND JURY  | <u>164,639</u>           | <u>31,506</u>            | <u>30,463</u>                 | <u>30,463</u>   |
| Total JUDICIAL  | <u>32,761,604</u>        | <u>32,861,585</u>        | <u>34,213,840</u>             | <u>34,213,840</u>                                       |
| <b>POLICE PROTECTION</b>                                  |                          |                          |                               |   |
| SHERIFF-POLICE SERVICES                                   | <u>77,350,410</u>        | <u>74,654,141</u>        | <u>72,787,620</u>             | <u>73,085,577</u>                                       |
| Total POLICE PROTECTION                                   | <u>77,350,410</u>        | <u>74,654,141</u>        | <u>72,787,620</u>             | <u>73,085,577</u>                                       |

SCHEDULE OF ADDITIONAL FINANCING SOURCES BY FUNCTION AND ACTIVITY

FOR FISCAL YEAR 2009-10

| BUDGET UNITS<br>(GROUPED BY FUNCTION AND ACTIVITY)<br>(1) | ACTUAL<br>2007-08<br>(2) | ACTUAL<br>2008-09<br>(3) | RECOMMENDED<br>2009-10<br>(4) | ADOPTED<br>BY BOARD OF<br>SUPERVISORS<br>2009-10<br>(5) |
|---|--------------------------|--------------------------|-------------------------------|---|
| <b>PUBLIC PROTECTION</b>                                  |                          |                          |                               |   |
| <b>DETENTION &amp; CORRECTION</b>                         |                          |                          |                               |   |
| SHERIFF-DETENTION SERVICE                                 | 39,502,995               | 34,273,852               | 34,544,988                    | 34,544,988  |
| SHERIFF-INMATE WELFARE                                    | 814,785                  | 814,396                  | 766,000                       | 766,000   |
| SHERIFF-INMATE COMMISSARY                                 | 1,486,544                | 1,443,498                | 1,435,000                     | 1,435,000   |
| VENTURA COUNTY PROBATION AG                               | 28,681,659               | 27,211,706               | 28,916,865                    | 28,916,865  |
| Total DETENTION & CORRECTION                              | <u>70,485,983</u>        | <u>63,743,451</u>        | <u>65,662,853</u>             | <u>65,662,853</u>                                       |
| <b>FLOOD CONTROL &amp; WTR CC</b>                         |                          |                          |                               |   |
| STORMWATER-UNINCORPORATED                                 | 1,063,877                | 1,234,092                | 1,713,900                     | 1,713,900   |
| Total FLOOD CONTROL & WTR COI                             | <u>1,063,877</u>         | <u>1,234,092</u>         | <u>1,713,900</u>              | <u>1,713,900</u>  |
| <b>PROTECTIVE INSPECTION</b>                              |                          |                          |                               |   |
| AGRICULTURAL COMMISSIONER                                 | 2,754,824                | 2,699,852                | 3,326,090                     | 3,326,090   |
| RMA-BUILDING & SAFETY                                     | 3,450,810                | 2,852,603                | 3,033,893                     | 3,033,893   |
| RMA-WEIGHTS & MEASURES                                    | 686,700                  | 871,914                  | 0                             | 0   |
| RMA-ENFORCEMENT   | 0                        | 0                        | 1,249,289                     | 1,349,289   |
| INTEGRATED WASTE MANAGEMEN                                | 802,427                  | 1,434,559                | 1,925,281                     | 1,925,281   |
| Total PROTECTIVE INSPECTION                               | <u>7,694,762</u>         | <u>7,858,928</u>         | <u>9,534,553</u>              | <u>9,634,553</u>  |
| <b>OTHER PROTECTION</b>                                   |                          |                          |                               |   |
| PUBLIC ADMINIS/PUBLIC GUARDIAN                            | 497,704                  | 464,105                  | 400,700                       | 400,700   |
| COUNTY CLERK AND RECORDER                                 | 4,170,354                | 5,015,281                | 4,299,503                     | 4,299,503   |
| ANIMAL REGULATION   | 3,109,574                | 3,221,176                | 3,374,988                     | 3,374,988   |
| SPAY/NEUTER PROGRAM                                       | 34,538                   | 38,867                   | 32,750                        | 32,750  |
| RMA-PLANNING DEPARTMENT                                   | 3,532,315                | 3,393,606                | 3,392,550                     | 3,392,550   |
| RMA-OPERATIONS  | 334,328                  | 562,094                  | 285,000                       | 285,000   |
| HCA-MEDICAL EXAMINER                                      | 21,816                   | 12,800                   | 20,000                        | 20,000  |
| VC DEPT CHILD SUPPORT SERVICE                             | 20,731,637               | 19,760,392               | 20,665,412                    | 20,665,412  |
| FISH & GAME   | 84,352                   | 62,556                   | 78,000                        | 78,000  |
| Total OTHER PROTECTION                                    | <u>32,516,617</u>        | <u>32,530,879</u>        | <u>32,548,903</u>             | <u>32,548,903</u>                                       |
| Total PUBLIC PROTECTION                                   | <u>221,873,253</u>       | <u>212,883,075</u>       | <u>216,461,669</u>            | <u>216,859,626</u>                                      |
| <b>PUBLIC WAYS &amp; FACILITIES</b>                       |                          |                          |                               |   |
| <b>PUBLIC WAYS</b>  |                          |                          |                               |   |
| PW ROAD FUND-GENERAL                                      | 32,530,708               | 37,844,251               | 33,000,100                    | 39,993,400  |
| Total PUBLIC WAYS   | <u>32,530,708</u>        | <u>37,844,251</u>        | <u>33,000,100</u>             | <u>39,993,400</u>                                       |
| Total PUBLIC WAYS & FACILITIES                            | <u>32,530,708</u>        | <u>37,844,251</u>        | <u>33,000,100</u>             | <u>39,993,400</u>                                       |
| <b>HEALTH &amp; SANITATION</b>                            |                          |                          |                               |   |
| <b>HEALTH</b>   |                          |                          |                               |   |
| ENVIRONMENTAL HEALTH DEPT                                 | 8,972,957                | 9,084,270                | 10,042,886                    | 10,184,942  |
| HCA-ADMIN & SUPPORT SERVICES                              | 9,778,655                | 9,790,683                | 10,904,490                    | 10,904,490  |
| HCA-AB75 ADMIN/CLEARING                                   | 511,901                  | 323,098                  | 316,857                       | 316,857   |
| HCA-HLTH CARE COVERAGE INITIA                             | 0                        | 1,350,612                | 1,497,127                     | 1,497,127   |
| HCA-EMERGENCY MEDICAL SERVI                               | 1,791,895                | 1,946,046                | 2,103,224                     | 2,103,224   |
| HCA-PUBLIC HEALTH   | 20,808,085               | 20,759,524               | 21,171,488                    | 21,316,165  |
| HCA-WOMEN/INFANT/CHILDREN                                 | 2,924,460                | 3,513,112                | 4,359,250                     | 4,359,250   |
| HCA-CHILDREN'S MEDICAL SERVIC                             | 7,159,721                | 6,936,975                | 7,465,347                     | 7,465,347   |

SCHEDULE OF ADDITIONAL FINANCING SOURCES BY FUNCTION AND ACTIVITY

FOR FISCAL YEAR 2009-10

| BUDGET UNITS<br>(GROUPED BY FUNCTION AND ACTIVITY)<br>(1) | ACTUAL<br>2007-08<br>(2) | ACTUAL<br>2008-09<br>(3) | RECOMMENDED<br>2009-10<br>(4) | ADOPTED<br>BY BOARD OF<br>SUPERVISORS<br>2009-10<br>(5) |
|---|--------------------------|--------------------------|-------------------------------|---|
| <b>HEALTH &amp; SANITATION</b>                            |                          |                          |                               |   |
| <b>HEALTH</b>   |                          |                          |                               |   |
| HCA-MENTAL HEALTH   | 58,590,654               | 56,399,228               | 56,506,516                    | 53,157,192  |
| HCA-ALCOHOL/DRUG PROGRAMS                                 | 9,496,850                | 9,835,613                | 10,367,580                    | 10,367,580  |
| HCA-DRINKING DRIVER PROGRAM                               | 3,626,124                | 3,843,299                | 4,238,166                     | 4,238,166   |
| MENTAL HEALTH SERVICES ACT                                | 21,825,753               | 19,918,887               | 24,419,205                    | 27,768,529  |
| Total HEALTH  | 145,487,056              | 143,701,348              | 153,392,136                   | 153,678,869   |
| Total HEALTH & SANITATION                                 | 145,487,056              | 143,701,348              | 153,392,136                   | 153,678,869   |
| <b>PUBLIC ASSISTANCE</b>                                  |                          |                          |                               |   |
| <b>ADMINISTRATION</b>                                     |                          |                          |                               |   |
| HSA-PROGRAM OPERATIONS                                    | 100,031,404              | 107,238,094              | 102,027,000                   | 102,027,000   |
| HSA-DIRECT RECIPIENT AID                                  | 66,106,060               | 69,748,876               | 0                             | 0   |
| DIRECT RECIPIENT AID                                      | 0                        | 0                        | 73,510,000                    | 73,510,000  |
| Total ADMINISTRATION                                      | 166,137,464              | 176,986,971              | 175,537,000                   | 175,537,000   |
| <b>OTHER ASSISTANCE</b>                                   |                          |                          |                               |   |
| COMMUNITY DEV BLOCK GRANT                                 | 2,491,970                | 1,443,240                | 2,009,800                     | 2,009,800   |
| EMERGENCY SHELTER GRANT                                   | 85,756                   | 98,708                   | 88,560                        | 88,560  |
| HOME GRANT PROGRAM  | 1,338,004                | 632,541                  | 898,207                       | 898,207   |
| REVOLVING LOAN PROGRAM                                    | 117,991                  | 97,251                   | 507,825                       | 507,825   |
| CDBG-LOAN   | 10,985                   | 10,985                   | 10,985                        | 10,985  |
| WORKFORCE DEVELOPMENT DIVIS                               | 5,860,360                | 6,854,636                | 6,902,074                     | 6,902,074   |
| TRANSITIONAL LIVING CENTER                                | 502,067                  | 581,043                  | 500,000                       | 500,000   |
| DOMESTIC VIOLENCE   | 210,260                  | 195,138                  | 255,962                       | 255,962   |
| IHSS PUBLIC AUTHORITY                                     | 9,291,109                | 8,858,483                | 10,523,346                    | 10,523,346  |
| AREA AGENCY ON AGING                                      | 4,507,049                | 4,066,150                | 4,008,232                     | 4,008,232   |
| Total OTHER ASSISTANCE                                    | 24,415,551               | 22,838,174               | 25,704,991                    | 25,704,991  |
| Total PUBLIC ASSISTANCE                                   | 190,553,015              | 199,825,144              | 201,241,991                   | 201,241,991   |
| <b>EDUCATION</b>  |                          |                          |                               |   |
| <b>LIBRARY SERVICES</b>                                   |                          |                          |                               |   |
| VENTURA COUNTY LIBRARY                                    | 10,515,594               | 10,874,515               | 10,620,752                    | 10,620,752  |
| GEORGE D. LYON BOOK FUND                                  | 50,922                   | 33,434                   | 17,110                        | 17,110  |
| Total LIBRARY SERVICES                                    | 10,566,516               | 10,907,948               | 10,637,862                    | 10,637,862  |
| <b>AGRICULTURAL EDUCATION</b>                             |                          |                          |                               |   |
| FARM ADVISOR  | 5,635                    | 15,447                   | 10,600                        | 10,600  |
| Total AGRICULTURAL EDUCATION                              | 5,635                    | 15,447                   | 10,600                        | 10,600  |
| Total EDUCATION   | 10,572,151               | 10,923,396               | 10,648,462                    | 10,648,462  |
| <b>DEBT SERVICE</b>                                       |                          |                          |                               |   |
| <b>BOND INTEREST</b>                                      |                          |                          |                               |   |
| DEBT SERVICE  | 5,539,705                | 6,979,669                | 6,502,697                     | 6,502,697   |
| Total BOND INTEREST                                       | 5,539,705                | 6,979,669                | 6,502,697                     | 6,502,697   |
| Total DEBT SERVICE  | 5,539,705                | 6,979,669                | 6,502,697                     | 6,502,697   |
| TOTAL SPECIFIC FINANCING SOURCES                          | 978,081,678              | 984,223,747              | 980,049,711                   | 988,071,701   |



**COUNTY OF VENTURA  
STATE OF CALIFORNIA  
SCHEDULE OF ADDITIONAL FINANCING SOURCES  
BY FUNCTION, ACTIVITY AND LINE ITEM  
FOR FISCAL YEAR 2009-10**

| BUDGET UNITS<br>(GROUPED BY FUNCTION, ACTIVITY, LINE ITEM)<br>(1) |           | ACTUAL<br>2007-08<br>(2) | ACTUAL<br>2008-09<br>(3) | RECOMMENDED<br>2009-10<br>(4) | ADOPTED<br>BY BOARD OF<br>SUPERVISORS<br>2009-10<br>(5) |
|---|-----------|--------------------------|--------------------------|-------------------------------|---|
| <b>GENERAL</b>  |           |                          |                          |                               |   |
| <b>LEGISLATIVE/ADMINISTRAT</b>                                    |           |                          |                          |                               |   |
| <b>SPECIAL ACCOUNTS &amp; CONTRIBS</b>                            |           |                          |                          |                               |   |
| RENTS AND CONCESSIONS   | 1010 8931 | 728,319                  | 720,500                  | 1,140,000                     | 1,140,000   |
| STATE-MTR VEHICLE 17604   | 1010 9032 | 21,670,208               | 19,876,849               | 19,689,981                    | 19,689,981  |
| ST MTR VEH MEN HLTH17604C   | 1010 9034 | 150,019                  | 150,019                  | 150,019                       | 150,019   |
| ST MTR VEH 17604 MATCH CR(  | 1010 9036 | (9,542,542)              | (8,814,536)              | (8,790,000)                   | (8,790,000)   |
| STATE AID - PUBLIC SAFETY   | 1010 9249 | 0                        | 1,395,840                | 1,900,000                     | 1,900,000   |
| OTHER REVENUE - MISC  | 1010 9772 | 0                        | 33,435                   | 0                             | 0   |
| <b>Total SPECIAL ACCOUNTS &amp; CONTRIBS</b>                      |           | <b>13,006,004</b>        | <b>13,362,108</b>        | <b>14,090,000</b>             | <b>14,090,000</b>                                       |
| <b>CEO-VARIOUS GRANTS</b>   |           |                          |                          |                               |   |
| STATE AID-OTHER   | 1020 9247 | 1,855,619                | 296,556                  | 82,000                        | 82,000  |
| FEDERAL AID FOR DISASTER  | 1020 9301 | 0                        | 0                        | 0                             | 0   |
| FEDERAL AID - OTHER   | 1020 9351 | (59,476)                 | 14,406                   | 1,300,000                     | 1,300,000   |
| FEDERAL AID - HUD GRANT   | 1020 9354 | (7,706)                  | 1,866                    | 0                             | 0   |
| OTHER REVENUE - MISC  | 1020 9772 | 11,513                   | 17,581                   | 40,000                        | 40,000  |
| CONTRIBUTIONS-DONATIONS   | 1020 9791 | 55,027                   | (3)                      | 0                             | 0   |
| <b>Total CEO-VARIOUS GRANTS</b>                                   |           | <b>1,854,978</b>         | <b>330,407</b>           | <b>1,422,000</b>              | <b>1,422,000</b>  |
| <b>COUNTY EXECUTIVE OFFICE</b>                                    |           |                          |                          |                               |   |
| FORFEITURES AND PENALTIES   | 1040 8831 | 400                      | 0                        | 0                             | 0   |
| FEDERAL AID-OTHER   | 1040 9275 | 156,608                  | 103,417                  | 127,067                       | 127,067   |
| FEDERAL AID FOR DISASTER  | 1040 9301 | 0                        | 27,751                   | 0                             | 0   |
| FEDERAL AID - OTHER   | 1040 9351 | 0                        | 0                        | 10,000                        | 10,000  |
| FEDERAL AID - HUD GRANT   | 1040 9354 | 368,936                  | 302,723                  | 301,839                       | 301,839   |
| OTHER GOV'T AGENCIES  | 1040 9372 | 177,255                  | 156,342                  | 272,000                       | 272,000   |
| OTHER INTERFUND CHARGES   | 1040 9412 | 1,190,612                | 1,066,713                | 1,064,206                     | 1,064,206   |
| DIRECT CHARGE REVENUE   | 1040 9413 | 2,549,328                | 3,098,584                | 3,359,503                     | 3,359,503   |
| PROP TAX ADM FEE(SB2557)  | 1040 9423 | 45,777                   | 65,614                   | 25,000                        | 25,000  |
| PERSONNEL SERVICES  | 1040 9471 | 300,516                  | 298,681                  | 273,605                       | 273,605   |
| CHGS FOR SVCS-OTHER   | 1040 9718 | 0                        | 3,933                    | 0                             | 0   |
| OTHER SALES   | 1040 9761 | 1,848                    | 44                       | 2,000                         | 2,000   |
| OTHER REVENUE - MISC  | 1040 9772 | 40,888                   | 22,349                   | 20,500                        | 20,500  |
| <b>Total COUNTY EXECUTIVE OFFICE</b>                              |           | <b>4,832,167</b>         | <b>5,146,151</b>         | <b>5,455,720</b>              | <b>5,455,720</b>  |
| <b>TOBACCO SETTLEMENT PROGRAM</b>                                 |           |                          |                          |                               |   |
| INTEREST EARNINGS   | 1080 8911 | 571,810                  | 384,850                  | 122,000                       | 216,000   |
| TOBACCO SETTLEMENT  | 1080 9781 | 8,326,419                | 9,149,432                | 8,000,000                     | 8,000,000   |
| CONTRA TOBACCO SETTLEMENT   | 1080 9782 | (3,903,600)              | (3,903,600)              | (3,903,600)                   | (3,903,600)   |
| <b>Total TOBACCO SETTLEMENT PROGRAM</b>                           |           | <b>4,994,628</b>         | <b>5,630,682</b>         | <b>4,218,400</b>              | <b>4,312,400</b>  |
| <b>BOARD OF SUPERVISORS</b>                                       |           |                          |                          |                               |   |
| OTHER REVENUE - MISC  | 1410 9772 | 0                        | 150                      | 0                             | 0   |
| <b>Total BOARD OF SUPERVISORS</b>                                 |           | <b>0</b>                 | <b>150</b>               | <b>0</b>                      | <b>0</b>  |
| <b>Total LEGISLATIVE/ADMINISTRAT</b>                              |           | <b>24,687,778</b>        | <b>24,469,498</b>        | <b>25,186,120</b>             | <b>25,280,120</b>                                       |
| <b>FINANCE</b>  |           |                          |                          |                               |   |
| <b>HR/PAYROLL SYSTEM PROJ</b>                                     |           |                          |                          |                               |   |
| PROCEEDS OF LT DEBT   | 1210 9843 | 0                        | 0                        | 0                             | 0   |
| <b>Total HR/PAYROLL SYSTEM PROJ</b>                               |           | <b>0</b>                 | <b>0</b>                 | <b>0</b>                      | <b>0</b>  |
| <b>ASSESSOR</b>   |           |                          |                          |                               |   |

**COUNTY OF VENTURA  
STATE OF CALIFORNIA**  
**SCHEDULE OF ADDITIONAL FINANCING SOURCES  
BY FUNCTION, ACTIVITY AND LINE ITEM**  
FOR FISCAL YEAR 2009-10

| BUDGET UNITS<br>(GROUPED BY FUNCTION, ACTIVITY, LINE ITEM)<br>(1) |           | ACTUAL<br>2007-08<br>(2) | ACTUAL<br>2008-09<br>(3) | RECOMMENDED<br>2009-10<br>(4) | ADOPTED<br>BY BOARD OF<br>SUPERVISORS<br>2009-10<br>(5) |
|---|-----------|--------------------------|--------------------------|-------------------------------|---|
| <b>GENERAL</b>  |           |                          |                          |                               |   |
| <b>FINANCE</b>  |           |                          |                          |                               |   |
| <b>ASSESSOR</b>   |           |                          |                          |                               |   |
| INTEREST EARNINGS   | 1300 8911 | 0                        | 0                        | 0                             | 0   |
| ASSESSMENT&TAX COLL FEES  | 1300 9421 | 2,305,162                | 1,561,244                | 1,900,000                     | 1,900,000   |
| PROP TAX ADM FEE(SB2557)  | 1300 9423 | 3,189,466                | 3,339,890                | 3,700,000                     | 3,700,000   |
| CONTRACT REVENUE  | 1300 9714 | 51,300                   | 141,700                  | 152,500                       | 152,500   |
| CHGS FOR SVCS-OTHER   | 1300 9718 | 98,610                   | 41,262                   | 65,000                        | 65,000  |
| OTHER SALES   | 1300 9761 | 1,125                    | 377                      | 1,200                         | 1,200   |
| OTHER REVENUE - MISC  | 1300 9772 | 243                      | 1,201                    | 300                           | 300   |
| Total ASSESSOR  |           | <u>5,645,906</u>         | <u>5,085,673</u>         | <u>5,819,000</u>              | <u>5,819,000</u>  |
| <b>AUDITOR-CONTROLLER</b>   |           |                          |                          |                               |   |
| PROPERTY TAX-CURR SUPPL   | 1510 8627 | 0                        | 0                        | 0                             | 0   |
| STATE AID - SB 90   | 1510 9246 | 59                       | 24,816                   | 0                             | 0   |
| DIRECT CHARGE REVENUE   | 1510 9413 | 4,680,947                | 5,084,665                | 5,352,736                     | 5,352,736   |
| ASSESSMENT&TAX COLL FEES  | 1510 9421 | 67,035                   | 51,750                   | 50,000                        | 50,000  |
| PROP TAX ADM FEE(SB2557)  | 1510 9423 | 284,528                  | 322,356                  | 330,000                       | 330,000   |
| COLLECTION FEE  | 1510 9425 | 610,829                  | 642,811                  | 520,000                       | 520,000   |
| AUDITING/ACCOUNTING FEES  | 1510 9431 | 181,378                  | 191,949                  | 190,000                       | 190,000   |
| OTHER REVENUE - MISC  | 1510 9772 | 80,843                   | 43,375                   | 5,000                         | 5,000   |
| Total AUDITOR-CONTROLLER  |           | <u>5,905,619</u>         | <u>6,361,721</u>         | <u>6,447,736</u>              | <u>6,447,736</u>  |
| <b>TREASURER-TAX COLLECTOR</b>                                    |           |                          |                          |                               |   |
| PENALTIES/COSTS-DEL TAXES   | 1900 8841 | 611,860                  | 646,500                  | 660,000                       | 660,000   |
| DIRECT CHARGE REVENUE   | 1900 9413 | 146,113                  | 162,226                  | 150,000                       | 150,000   |
| ASSESSMENT&TAX COLL FEES  | 1900 9421 | 200,644                  | 148,399                  | 125,000                       | 125,000   |
| CHNG*OF*OWNERSHIP*PENALTY   | 1900 9422 | 0                        | 614                      | 0                             | 0   |
| PROP TAX ADM FEE(SB2557)  | 1900 9423 | 849,559                  | 837,713                  | 950,000                       | 950,000   |
| SPECIAL ASSESSMENTS   | 1900 9424 | 0                        | 0                        | 0                             | 250,000   |
| ADMINISTRATIVE SVCS FEES  | 1900 9717 | 1,300,000                | 1,419,392                | 1,500,000                     | 1,500,000   |
| OTHER REVENUE - MISC  | 1900 9772 | 302,105                  | 528,290                  | 300,000                       | 300,000   |
| Total TREASURER-TAX COLLECTOR                                     |           | <u>3,410,281</u>         | <u>3,743,133</u>         | <u>3,685,000</u>              | <u>3,935,000</u>  |
| Total FINANCE   |           | <u>14,961,806</u>        | <u>15,190,527</u>        | <u>15,951,736</u>             | <u>16,201,736</u>                                       |
| <b>COUNTY COUNSEL</b>   |           |                          |                          |                               |   |
| <b>COUNTY COUNSEL</b>   |           |                          |                          |                               |   |
| DIRECT CHARGE REVENUE   | 2000 9413 | 192,355                  | 131,466                  | 83,400                        | 83,400  |
| PROP TAX ADM FEE(SB2557)  | 2000 9423 | 18,740                   | 11,936                   | 30,000                        | 30,000  |
| LEGAL SERVICES  | 2000 9461 | 1,713,124                | 1,973,836                | 1,800,000                     | 1,800,000   |
| Total COUNTY COUNSEL  |           | <u>1,924,219</u>         | <u>2,117,238</u>         | <u>1,913,400</u>              | <u>1,913,400</u>  |
| Total COUNTY COUNSEL  |           | <u>1,924,219</u>         | <u>2,117,238</u>         | <u>1,913,400</u>              | <u>1,913,400</u>  |
| <b>ELECTIONS</b>  |           |                          |                          |                               |   |
| <b>ELECTIONS DIVISION</b>   |           |                          |                          |                               |   |
| STATE AID - SB 90   | 3010 9246 | 31,922                   | 529,687                  | 410,800                       | 410,800   |
| STATE AID-OTHER   | 3010 9247 | 0                        | 0                        | 0                             | 0   |
| FEDERAL AID - OTHER   | 3010 9351 | 66,084                   | 1,074                    | 218,500                       | 218,500   |
| PRIOR YEAR REVENUE  | 3010 9409 | 0                        | 0                        | 0                             | 0   |
| ELECTION SERVICES   | 3010 9451 | 2,252,438                | 2,281,578                | 420,000                       | 420,000   |
| OTHER SALES   | 3010 9761 | 36,750                   | 56,154                   | 37,000                        | 37,000  |

**COUNTY OF VENTURA  
STATE OF CALIFORNIA  
SCHEDULE OF ADDITIONAL FINANCING SOURCES  
BY FUNCTION, ACTIVITY AND LINE ITEM  
FOR FISCAL YEAR 2009-10**

| BUDGET UNITS<br>(GROUPED BY FUNCTION, ACTIVITY, LINE ITEM)<br>(1) |           | ACTUAL<br>2007-08<br>(2) | ACTUAL<br>2008-09<br>(3) | RECOMMENDED<br>2009-10<br>(4) | ADOPTED<br>BY BOARD OF<br>SUPERVISORS<br>2009-10<br>(5) |
|---|-----------|--------------------------|--------------------------|-------------------------------|---|
| <b>GENERAL</b>  |           |                          |                          |                               |   |
| <b>ELECTIONS</b>  |           |                          |                          |                               |   |
| <b>ELECTIONS DIVISION</b>   |           |                          |                          |                               |   |
| CASH COVERAGE   | 3010 9797 | 3                        | 5                        | 0                             | 0   |
| Total ELECTIONS DIVISION  |           | <u>2,387,198</u>         | <u>2,868,498</u>         | <u>1,086,300</u>              | <u>1,086,300</u>  |
| Total ELECTIONS   |           | <u>2,387,198</u>         | <u>2,868,498</u>         | <u>1,086,300</u>              | <u>1,086,300</u>  |
| <b>PLANT ACQUISITION</b>  |           |                          |                          |                               |   |
| <b>CAPITAL PROJECTS</b>   |           |                          |                          |                               |   |
| FORFEITURES AND PENALTIES   | 1050 8831 | 232,457                  | 432,384                  | 0                             | 0   |
| RENTS AND CONCESSIONS   | 1050 8931 | 0                        | 0                        | 0                             | 0   |
| STATE AID-DISASTERS   | 1050 9191 | 0                        | 0                        | 172,500                       | 172,500   |
| STATE AID - PUBLIC SAFETY   | 1050 9249 | 0                        | 0                        | 0                             | 0   |
| FEDERAL AID FOR DISASTER  | 1050 9301 | 0                        | 34,079                   | 517,500                       | 517,500   |
| CONTRIB FROM DEVELOPERS   | 1050 9771 | (25,858)                 | 0                        | 0                             | 0   |
| CONTRIB FROM OTHER FUNDS  | 1050 9831 | 0                        | 0                        | 0                             | 0   |
| PROCEEDS OF LT DEBT   | 1050 9843 | 0                        | 0                        | 0                             | 0   |
| Total CAPITAL PROJECTS  |           | <u>206,599</u>           | <u>466,464</u>           | <u>690,000</u>                | <u>690,000</u>  |
| <b>JUVENILE JUSTICE COMPLEX</b>                                   |           |                          |                          |                               |   |
| CONTRIB FROM OTHER FUNDS  | 6860 9831 | 29,383                   | 40,773                   | 373,500                       | 373,500   |
| Total JUVENILE JUSTICE COMPLEX                                    |           | <u>29,383</u>            | <u>40,773</u>            | <u>373,500</u>                | <u>373,500</u>  |
| <b>COURTS JUV JUSTICE</b>   |           |                          |                          |                               |   |
| FORFEITURES AND PENALTIES   | 6862 8831 | 29,911                   | 396                      | 0                             | 0   |
| CONTRIB FROM OTHER FUNDS  | 6862 9831 | 26,371                   | 0                        | 255,500                       | 255,500   |
| Total COURTS JUV JUSTICE  |           | <u>56,281</u>            | <u>396</u>               | <u>255,500</u>                | <u>255,500</u>  |
| <b>SANTA ROSA ROAD ASSESSMENT DIST</b>                            |           |                          |                          |                               |   |
| PENALTIES/COSTS-DEL TAXES   | 6863 8841 | 156                      | 235                      | 0                             | 0   |
| INTEREST EARNINGS   | 6863 8911 | 10,537                   | 11,872                   | 2,000                         | 2,000   |
| SPECIAL ASSESSMENTS   | 6863 9424 | 66,080                   | 69,174                   | 71,600                        | 71,600  |
| CONTRIB FROM OTHER FUNDS  | 6863 9831 | 0                        | 700,000                  | 0                             | 0   |
| Total SANTA ROSA ROAD ASSESSMENT DIST                             |           | <u>76,772</u>            | <u>781,280</u>           | <u>73,600</u>                 | <u>73,600</u>   |
| Total PLANT ACQUISITION   |           | <u>369,036</u>           | <u>1,288,913</u>         | <u>1,392,600</u>              | <u>1,392,600</u>  |
| <b>OTHER GENERAL</b>  |           |                          |                          |                               |   |
| <b>GENERAL PURPOSE (INDIRECT) REV</b>                             |           |                          |                          |                               |   |
| PROPERTY TAXES-CURR SECUR   | 1070 8611 | 163,285,987              | 167,147,828              | 160,800,000                   | 160,800,000   |
| PROPERTY TAXES-CURR UNSEC   | 1070 8621 | 5,356,830                | 5,468,357                | 5,500,000                     | 5,500,000   |
| PROPERTY TAX-CURR SUPPL   | 1070 8627 | 5,813,432                | 3,900,022                | 5,000,000                     | 5,000,000   |
| PROPERTY TAXES-PRIOR SECU   | 1070 8631 | 0                        | (10,901)                 | 0                             | 0   |
| PROPERTY TAXES-PRIOR UNSE   | 1070 8641 | 197,778                  | 153,769                  | 150,000                       | 150,000   |
| PROPERTY TAX-PRIOR SUPPL  | 1070 8647 | 606,718                  | 964,978                  | 200,000                       | 200,000   |
| PROPERTY TAX IN-LIEU OF VLF                                       | 1070 8649 | 86,041,270               | 89,954,004               | 85,000,000                    | 85,000,000  |
| RETAIL SALES AND USE TAX  | 1070 8661 | 6,976,077                | 6,222,681                | 6,600,000                     | 6,600,000   |
| CONTRA RETAIL SALES/USE TAX                                       | 1070 8664 | (31,951)                 | (33,756)                 | 0                             | 0   |
| IN-LIEU LOCAL SALES & USE TAX                                     | 1070 8665 | 2,465,956                | 2,266,729                | 2,200,000                     | 2,200,000   |
| PROPERTY TRANSFER TAX   | 1070 8671 | 4,408,099                | 3,071,760                | 3,500,000                     | 3,500,000   |
| BED TAX (TRANS OCCY TAX)  | 1070 8672 | 255,720                  | 235,120                  | 275,000                       | 275,000   |
| OTHER   | 1070 8673 | 2,651                    | 2,673                    | 0                             | 0   |
| BUSINESS CERTIFICATES   | 1070 8724 | 1,401,428                | 1,518,003                | 1,550,000                     | 1,550,000   |
| FRANCHISES  | 1070 8761 | 3,842,819                | 4,031,939                | 4,000,000                     | 4,000,000   |

**COUNTY OF VENTURA  
STATE OF CALIFORNIA  
SCHEDULE OF ADDITIONAL FINANCING SOURCES  
BY FUNCTION, ACTIVITY AND LINE ITEM  
FOR FISCAL YEAR 2009-10**

| BUDGET UNITS<br>(GROUPED BY FUNCTION, ACTIVITY, LINE ITEM)<br>(1) |           | ACTUAL<br>2007-08<br>(2) | ACTUAL<br>2008-09<br>(3) | RECOMMENDED<br>2009-10<br>(4) | ADOPTED<br>BY BOARD OF<br>SUPERVISORS<br>2009-10<br>(5) |
|---|-----------|--------------------------|--------------------------|-------------------------------|---|
| <b>GENERAL</b>  |           |                          |                          |                               |   |
| <b>OTHER GENERAL</b>  |           |                          |                          |                               |   |
| <b>GENERAL PURPOSE (INDIRECT) REV</b>                             |           |                          |                          |                               |   |
| FORFEITURES AND PENALTIES   | 1070 8831 | 10,000                   | 68,038                   | 0                             | 0   |
| PENALTIES/COSTS-DEL TAXES   | 1070 8841 | 0                        | 0                        | 0                             | 0   |
| PENALTIES/COSTS-DEL TAX-IND REV                                   | 1070 8842 | 1,346,122                | 1,125,979                | 6,500,000                     | 6,500,000   |
| INTEREST EARNINGS   | 1070 8911 | 0                        | 0                        | 0                             | 0   |
| INTEREST EARNINGS-INDIRECT REV                                    | 1070 8915 | 7,033,784                | 4,750,054                | 4,000,000                     | 4,000,000   |
| H/O PROP TAX RELIEF   | 1070 9211 | 1,725,819                | 1,723,309                | 1,725,000                     | 1,725,000   |
| OPEN SPACE ALLOCATION   | 1070 9242 | 327,805                  | 297,071                  | 300,000                       | 300,000   |
| IN-LIEU TAXES - OTHER   | 1070 9243 | 90                       | 0                        | 0                             | 0   |
| FEDERAL GRAZING FEES  | 1070 9321 | 16                       | 0                        | 0                             | 0   |
| FEDERAL IN-LIEU TAXES   | 1070 9341 | 803,691                  | 1,809,454                | 1,300,000                     | 1,300,000   |
| OTHER IN-LIEU TAXES   | 1070 9363 | 0                        | 157,765                  | 0                             | 0   |
| RDA PASS THROUGH  | 1070 9373 | 11,992,648               | 19,826,180               | 12,500,000                    | 12,500,000  |
| INDIRECT COST RECOVERY  | 1070 9411 | 1,706,833                | 1,896,773                | 2,450,000                     | 2,450,000   |
| ASSESSMENT&TAX COLL FEES  | 1070 9421 | 8,308                    | (715)                    | 0                             | 0   |
| CHNG*OF*OWNERSHIP*PENALTY   | 1070 9422 | 79,097                   | 52,305                   | 100,000                       | 100,000   |
| COLLECTION FEE  | 1070 9425 | 48,266                   | 52,746                   | 0                             | 0   |
| CONTRACT REVENUE  | 1070 9714 | 2,450,848                | 2,458,559                | 2,600,000                     | 2,600,000   |
| OTHER REVENUE - MISC  | 1070 9772 | 9,656                    | 7,968                    | 0                             | 0   |
| PREMIUM ON INVESTMENTS  | 1070 9812 | 5,005,200                | 5,205,408                | 5,250,000                     | 5,250,000   |
| <b>Total GENERAL PURPOSE (INDIRECT) REV</b>                       |           | <b>313,170,997</b>       | <b>324,324,102</b>       | <b>311,500,000</b>            | <b>311,500,000</b>                                      |
| <b>POB DEBT SERVICE</b>   |           |                          |                          |                               |   |
| INTEREST EARNINGS   | 1630 8911 | 80,144                   | 0                        | 0                             | 0   |
| POB DEBT SERV FUNDING   | 1630 9777 | 12,412,081               | 0                        | 0                             | 0   |
| <b>Total POB DEBT SERVICE</b>                                     |           | <b>12,492,225</b>        | <b>0</b>                 | <b>0</b>                      | <b>0</b>  |
| <b>PWA-GENERAL FUND SERVICES</b>                                  |           |                          |                          |                               |   |
| INTEREST EARNINGS   | 6100 8911 | 15,183                   | 52,612                   | 0                             | 0   |
| STATE AID-OTHER   | 6100 9247 | 0                        | 0                        | 0                             | 0   |
| FEDERAL AID - OTHER   | 6100 9351 | 0                        | 0                        | 0                             | 0   |
| FEDERAL AID - HUD GRANT   | 6100 9354 | 0                        | 0                        | 0                             | 0   |
| OTHER GOV'T AGENCIES  | 6100 9372 | 47,085                   | 328,832                  | 10,000                        | 10,000  |
| PLANNING/ENG SERV - FEES  | 6100 9481 | 1,428,936                | 1,414,282                | 1,762,500                     | 1,762,500   |
| PLANNING/ENG SERV - CONT  | 6100 9482 | 0                        | 0                        | 0                             | 0   |
| SEWER CONNECTION FEES   | 6100 9611 | 36,945                   | 0                        | 0                             | 0   |
| OTHER REVENUE - MISC  | 6100 9772 | 0                        | 12,361                   | 0                             | 0   |
| CONTRIB FROM OTHER FUNDS  | 6100 9831 | 0                        | 0                        | 0                             | 0   |
| PROCEEDS OF LT DEBT   | 6100 9843 | 0                        | 0                        | 0                             | 0   |
| <b>Total PWA-GENERAL FUND SERVICES</b>                            |           | <b>1,528,150</b>         | <b>1,808,088</b>         | <b>1,772,500</b>              | <b>1,772,500</b>  |
| <b>REQUIRED MAINTENANCE</b>                                       |           |                          |                          |                               |   |
| OTHER GOV'T AGENCIES  | 6900 9372 | 0                        | 0                        | 0                             | 0   |
| OTHER REVENUE - MISC  | 6900 9772 | 4,381                    | 0                        | 0                             | 0   |
| <b>Total REQUIRED MAINTENANCE</b>                                 |           | <b>4,381</b>             | <b>0</b>                 | <b>0</b>                      | <b>0</b>  |
| <b>Total OTHER GENERAL</b>  |           | <b>327,195,752</b>       | <b>326,132,190</b>       | <b>313,272,500</b>            | <b>313,272,500</b>                                      |
| <b>Total GENERAL</b>  |           | <b>371,525,790</b>       | <b>372,066,864</b>       | <b>358,802,656</b>            | <b>359,146,656</b>                                      |
| <b>PUBLIC PROTECTION</b>  |           |                          |                          |                               |   |
| <b>JUDICIAL</b>   |           |                          |                          |                               |   |
| <b>DISTRICT ATTORNEY</b>  |           |                          |                          |                               |   |

**COUNTY OF VENTURA  
STATE OF CALIFORNIA  
SCHEDULE OF ADDITIONAL FINANCING SOURCES  
BY FUNCTION, ACTIVITY AND LINE ITEM  
FOR FISCAL YEAR 2009-10**

| BUDGET UNITS<br>(GROUPED BY FUNCTION, ACTIVITY, LINE ITEM)<br>(1) |           | ACTUAL<br>2007-08<br>(2) | ACTUAL<br>2008-09<br>(3) | RECOMMENDED<br>2009-10<br>(4) | ADOPTED<br>BY BOARD OF<br>SUPERVISORS<br>2009-10<br>(5) |
|---|-----------|--------------------------|--------------------------|-------------------------------|---|
| <b>PUBLIC PROTECTION</b>  |           |                          |                          |                               |   |
| <b>JUDICIAL</b>   |           |                          |                          |                               |   |
| <b>DISTRICT ATTORNEY</b>  |           |                          |                          |                               |   |
| OTHER   | 3400 8771 | 738,830                  | 731,533                  | 777,398                       | 777,398   |
| FORFEITURES AND PENALTIES   | 3400 8831 | 60,973                   | 386,980                  | 1,673,309                     | 1,673,309   |
| INTEREST EARNINGS   | 3400 8911 | 4,152                    | 2,772                    | 1,057                         | 1,057   |
| ST AID-PUBLIC ASST 17602  | 3400 9078 | 781,407                  | 675,483                  | 700,000                       | 700,000   |
| "STATE AID-AB3229 ""COPS""  | 3400 9244 | 282,325                  | 177,113                  | 233,892                       | 233,892   |
| STATE AID - SB 90   | 3400 9246 | 53,340                   | 1,213,490                | 900,300                       | 900,300   |
| STATE AID-OTHER   | 3400 9247 | 2,939,392                | 2,843,767                | 2,307,997                     | 2,307,997   |
| STATE AID - PUBLIC SAFETY   | 3400 9249 | 6,350,453                | 5,325,245                | 5,400,000                     | 5,400,000   |
| ST AID-AB1913 JUV PROGRAMS  | 3400 9251 | 82,090                   | 63,996                   | 76,496                        | 76,496  |
| FEDERAL AID-OTHER   | 3400 9275 | 16,036                   | 16,036                   | 86,036                        | 86,036  |
| FEDERAL AID - OTHER   | 3400 9351 | 183,776                  | 103,667                  | 102,170                       | 102,170   |
| OTHER GOV'T AGENCIES  | 3400 9372 | 2,126,719                | 1,884,504                | 1,725,900                     | 1,725,900   |
| COURT FEES AND COSTS  | 3400 9523 | 34,164                   | 36,185                   | 21,766                        | 21,766  |
| RECORDING FEES  | 3400 9561 | 157,853                  | 174,441                  | 238,170                       | 238,170   |
| OTHER REVENUE - MISC  | 3400 9772 | 277,400                  | 263,230                  | 292,979                       | 292,979   |
| OTHER GRANT REVENUE   | 3400 9779 | 10,319                   | 0                        | 0                             | 0   |
| CONTRIBUTIONS-DONATIONS   | 3400 9791 | 0                        | 0                        | 0                             | 0   |
| CONTRIB FROM OTHER FUNDS  | 3400 9831 | 75,000                   | 75,000                   | 75,839                        | 75,839  |
| Total DISTRICT ATTORNEY   |           | 14,174,230               | 13,973,443               | 14,613,309                    | 14,613,309  |
| <b>PUBLIC DEFENDER</b>  |           |                          |                          |                               |   |
| ST AID-PUBLIC ASST 17602  | 3600 9078 | 344,893                  | 298,141                  | 300,000                       | 300,000   |
| STATE AID - SB 90   | 3600 9246 | 56,439                   | 59,530                   | 51,000                        | 51,000  |
| STATE AID-OTHER   | 3600 9247 | 0                        | 0                        | 0                             | 0   |
| STATE AID - PUBLIC SAFETY   | 3600 9249 | 2,478,703                | 2,080,815                | 2,100,000                     | 2,100,000   |
| FEDERAL AID-OTHER   | 3600 9275 | 9,623                    | 16,499                   | 0                             | 0   |
| LEGAL SERVICES  | 3600 9461 | 145,213                  | 177,861                  | 182,800                       | 182,800   |
| COURT FEES AND COSTS  | 3600 9523 | 155,241                  | 146,579                  | 125,700                       | 125,700   |
| Total PUBLIC DEFENDER   |           | 3,190,112                | 2,779,424                | 2,759,500                     | 2,759,500   |
| <b>TRIAL COURT FUNDING</b>  |           |                          |                          |                               |   |
| VEHICLE CODE FINES  | 3700 8811 | 102,656                  | 125,799                  | 100,000                       | 100,000   |
| D.U.I. REVENUE  | 3700 8813 | 1,082,772                | 1,104,717                | 1,100,000                     | 1,100,000   |
| OTHER COURT FINES   | 3700 8821 | 1,640,321                | 1,801,958                | 1,900,000                     | 1,900,000   |
| FORFEITURES AND PENALTIES   | 3700 8831 | 1,789,434                | 1,908,230                | 1,900,000                     | 1,900,000   |
| INDIRECT COST RECOVERY  | 3700 9411 | 0                        | 0                        | 450,000                       | 450,000   |
| COURT SERVICES  | 3700 9521 | 4,705,462                | 5,008,371                | 5,000,000                     | 5,000,000   |
| COURT FEES AND COSTS  | 3700 9523 | 706,999                  | 589,018                  | 450,000                       | 450,000   |
| OTHER SALES   | 3700 9761 | 0                        | 0                        | 0                             | 0   |
| OTHER REVENUE - MISC  | 3700 9772 | 5,078,721                | 5,398,382                | 5,800,000                     | 5,800,000   |
| Total TRIAL COURT FUNDING   |           | 15,106,364               | 15,936,473               | 16,700,000                    | 16,700,000  |
| <b>INDIGENT LEGAL SERVICES</b>                                    |           |                          |                          |                               |   |
| ST AID-PUBLIC ASST 17602  | 3800 9078 | 65,115                   | 117,420                  | 100,000                       | 100,000   |
| LEGAL SERVICES  | 3800 9461 | 26,415                   | 23,238                   | 8,050                         | 8,050   |
| COURT FEES AND COSTS  | 3800 9523 | 0                        | 0                        | 0                             | 0   |

**COUNTY OF VENTURA  
STATE OF CALIFORNIA  
SCHEDULE OF ADDITIONAL FINANCING SOURCES  
BY FUNCTION, ACTIVITY AND LINE ITEM  
FOR FISCAL YEAR 2009-10**

| BUDGET UNITS<br>(GROUPED BY FUNCTION, ACTIVITY, LINE ITEM)<br>(1) |           | ACTUAL<br>2007-08<br>(2) | ACTUAL<br>2008-09<br>(3) | RECOMMENDED<br>2009-10<br>(4) | ADOPTED<br>BY BOARD OF<br>SUPERVISORS<br>2009-10<br>(5) |
|---|-----------|--------------------------|--------------------------|-------------------------------|---|
| <b>PUBLIC PROTECTION</b>  |           |                          |                          |                               |   |
| <b>JUDICIAL</b>   |           |                          |                          |                               |   |
| <b>INDIGENT LEGAL SERVICES</b>                                    |           |                          |                          |                               |   |
| OTHER REVENUE - MISC  | 3800 9772 | 34,728                   | 80                       | 2,518                         | 2,518   |
| Total INDIGENT LEGAL SERVICES                                     |           | 126,258                  | 140,739                  | 110,568                       | 110,568   |
| <b>GRAND JURY</b>   |           |                          |                          |                               |   |
| FORFEITURES AND PENALTIES   | 3820 8831 | 32,531                   | 31,506                   | 30,463                        | 30,463  |
| STATE AID - SB 90   | 3820 9246 | 132,108                  | 0                        | 0                             | 0   |
| Total GRAND JURY  |           | 164,639                  | 31,506                   | 30,463                        | 30,463  |
| Total JUDICIAL  |           | 32,761,604               | 32,861,585               | 34,213,840                    | 34,213,840  |
| <b>POLICE PROTECTION</b>  |           |                          |                          |                               |   |
| <b>SHERIFF-POLICE SERVICES</b>                                    |           |                          |                          |                               |   |
| OTHER   | 4000 8771 | 10,255                   | 14,240                   | 15,000                        | 15,000  |
| VEHICLE CODE FINES  | 4000 8811 | 132,809                  | 191,740                  | 132,800                       | 132,800   |
| OTHER COURT FINES   | 4000 8821 | 382,302                  | 344,798                  | 246,233                       | 273,952   |
| FORFEITURES AND PENALTIES   | 4000 8831 | 613,963                  | 595,641                  | 634,556                       | 634,556   |
| INTEREST EARNINGS   | 4000 8911 | 20,687                   | 5,380                    | 0                             | 0   |
| STATE AID-DISASTERS   | 4000 9191 | 98,666                   | 149,895                  | 0                             | 0   |
| "STATE AID-AB3229 ""COPS""  | 4000 9244 | 194,303                  | 104,268                  | 176,650                       | 176,650   |
| STATE AID - SB 90   | 4000 9246 | 333,678                  | 495,846                  | 0                             | 0   |
| STATE AID-OTHER   | 4000 9247 | 1,331,118                | 1,401,701                | 470,409                       | 470,409   |
| STATE AID - PUBLIC SAFETY   | 4000 9249 | 22,381,819               | 18,854,594               | 19,200,000                    | 19,200,000  |
| FEDERAL AID-OTHER   | 4000 9275 | 591,876                  | 652,192                  | 58,323                        | 58,323  |
| FEDERAL AID FOR DISASTER  | 4000 9301 | 72,646                   | 138,732                  | 0                             | 0   |
| FEDERAL AID - OTHER   | 4000 9351 | 1,295,090                | 583,632                  | 330,823                       | 330,823   |
| OTHER GOV'T AGENCIES  | 4000 9372 | 9,582                    | 10,151                   | 0                             | 0   |
| OTHER INTERFUND CHARGES   | 4000 9412 | 695,779                  | 895,775                  | 535,000                       | 535,000   |
| LAW ENFORCEMENT SERVICES  | 4000 9551 | 886,701                  | 733,916                  | 683,213                       | 683,213   |
| LAW ENFORCEMENT CONTRACT  | 4000 9552 | 47,507,497               | 48,537,218               | 49,449,591                    | 49,719,829  |
| EDUCATIONAL SERVICES  | 4000 9675 | 214,449                  | 311,972                  | 257,000                       | 257,000   |
| CHGS FOR SVCS-OTHER   | 4000 9718 | 0                        | 0                        | 0                             | 0   |
| OTHER SALES   | 4000 9761 | 178,307                  | 179,904                  | 221,058                       | 221,058   |
| OTHER REVENUE - MISC  | 4000 9772 | 88,917                   | 133,267                  | 90,000                        | 90,000  |
| CONTRIBUTIONS-DONATIONS   | 4000 9791 | 59,966                   | 45,239                   | 36,964                        | 36,964  |
| CY CASH PROCEEDS FA SALE  | 4000 9821 | 0                        | 24,038                   | 0                             | 0   |
| CONTRIB FROM OTHER FUNDS  | 4000 9831 | 250,000                  | 250,000                  | 250,000                       | 250,000   |
| Total SHERIFF-POLICE SERVICES                                     |           | 77,350,410               | 74,654,141               | 72,787,620                    | 73,085,577  |
| Total POLICE PROTECTION   |           | 77,350,410               | 74,654,141               | 72,787,620                    | 73,085,577  |
| <b>DETENTION &amp; CORRECTION</b>                                 |           |                          |                          |                               |   |
| <b>SHERIFF-DETENTION SERVICE</b>                                  |           |                          |                          |                               |   |
| OTHER COURT FINES   | 4050 8821 | 62,311                   | 64,121                   | 65,670                        | 65,670  |
| INTEREST EARNINGS   | 4050 8911 | 79,416                   | 50,829                   | 50,000                        | 50,000  |
| STATE AID-CORRECTIONS   | 4050 9171 | 178,335                  | 178,855                  | 175,000                       | 175,000   |
| "STATE AID-AB3229 ""COPS""  | 4050 9244 | 282,464                  | 264,291                  | 0                             | 0   |
| STATE AID-OTHER   | 4050 9247 | 114,290                  | 84,497                   | 95,985                        | 95,985  |
| STATE AID - PUBLIC SAFETY   | 4050 9249 | 22,941,637               | 19,112,114               | 19,700,000                    | 19,700,000  |
| FEDERAL AID - OTHER   | 4050 9351 | 64,670                   | 18,583                   | 35,000                        | 35,000  |

**COUNTY OF VENTURA  
STATE OF CALIFORNIA  
SCHEDULE OF ADDITIONAL FINANCING SOURCES  
BY FUNCTION, ACTIVITY AND LINE ITEM  
FOR FISCAL YEAR 2009-10**

| BUDGET UNITS<br>(GROUPED BY FUNCTION, ACTIVITY, LINE ITEM)<br>(1) |           | ACTUAL<br>2007-08<br>(2) | ACTUAL<br>2008-09<br>(3) | RECOMMENDED<br>2009-10<br>(4) | ADOPTED<br>BY BOARD OF<br>SUPERVISORS<br>2009-10<br>(5) |
|---|-----------|--------------------------|--------------------------|-------------------------------|---|
| <b>PUBLIC PROTECTION</b>  |           |                          |                          |                               |   |
| <b>DETENTION &amp; CORRECTION</b>                                 |           |                          |                          |                               |   |
| <b>SHERIFF-DETENTION SERVICE</b>                                  |           |                          |                          |                               |   |
| OTHER INTERFUND CHARGES   | 4050 9412 | 74,848                   | 73,983                   | 75,000                        | 75,000  |
| CIVIL PROCESS SERVICE   | 4050 9511 | 336,063                  | 399,450                  | 324,852                       | 324,852   |
| BOOKING FEES (SB2557)   | 4050 9527 | 1,346,152                | 1,236,672                | 1,200,000                     | 1,200,000   |
| LAW ENFORCEMENT SERVICES  | 4050 9551 | 9,797,872                | 9,967,133                | 9,715,436                     | 9,715,436   |
| LAW ENFORCEMENT CONTRACT  | 4050 9552 | 196,882                  | 201,847                  | 201,948                       | 201,948   |
| INSTITUTIONAL CARE & SVCS   | 4050 9646 | 2,501,955                | 1,967,089                | 2,266,000                     | 2,266,000   |
| CHGS FOR SVCS-OTHER   | 4050 9718 | 641,936                  | 0                        | 0                             | 0   |
| OTHER SALES   | 4050 9761 | 0                        | 0                        | 6,171                         | 6,171   |
| OTHER REVENUE - MISC  | 4050 9772 | 873,759                  | 654,388                  | 633,926                       | 633,926   |
| INSURANCE PROCEEDS  | 4050 9851 | 10,405                   | 0                        | 0                             | 0   |
| <b>Total SHERIFF-DETENTION SERVICE</b>                            |           | <b>39,502,995</b>        | <b>34,273,852</b>        | <b>34,544,988</b>             | <b>34,544,988</b>                                       |
| <b>SHERIFF-INMATE WELFARE</b>                                     |           |                          |                          |                               |   |
| INTEREST EARNINGS   | 4080 8911 | 20,992                   | 81,927                   | 20,000                        | 20,000  |
| OTHER SALES   | 4080 9761 | 39,535                   | 37,520                   | 75,000                        | 75,000  |
| OTHER REVENUE - MISC  | 4080 9772 | 724,259                  | 694,948                  | 671,000                       | 671,000   |
| CONTRIBUTIONS-DONATIONS   | 4080 9791 | 30,000                   | 0                        | 0                             | 0   |
| <b>Total SHERIFF-INMATE WELFARE</b>                               |           | <b>814,785</b>           | <b>814,396</b>           | <b>766,000</b>                | <b>766,000</b>  |
| <b>SHERIFF-INMATE COMMISSARY</b>                                  |           |                          |                          |                               |   |
| INTEREST EARNINGS   | 4090 8911 | 42,375                   | 0                        | 35,000                        | 35,000  |
| OTHER SALES   | 4090 9761 | 1,444,169                | 1,443,498                | 1,400,000                     | 1,400,000   |
| <b>Total SHERIFF-INMATE COMMISSARY</b>                            |           | <b>1,486,544</b>         | <b>1,443,498</b>         | <b>1,435,000</b>              | <b>1,435,000</b>  |
| <b>VENTURA COUNTY PROBATION AGENCY</b>                            |           |                          |                          |                               |   |
| INTEREST EARNINGS   | 4200 8911 | 0                        | 0                        | 49,000                        | 49,000  |
| STATE AID - OTHER   | 4200 9074 | 199,901                  | 222,428                  | 306,295                       | 306,295   |
| ST AID-PUBLIC ASST 17602  | 4200 9078 | 714,581                  | 617,715                  | 640,000                       | 640,000   |
| STATE AID-CORRECTIONS   | 4200 9171 | 0                        | 575,963                  | 1,029,352                     | 1,029,352   |
| STATE AID - SB 90   | 4200 9246 | (831)                    | 30,872                   | 7,000                         | 7,000   |
| STATE AID-OTHER   | 4200 9247 | 7,523,275                | 6,097,526                | 6,195,767                     | 6,195,767   |
| STATE AID - PUBLIC SAFETY   | 4200 9249 | 6,596,358                | 5,568,001                | 5,700,000                     | 5,700,000   |
| ST AID-AB1913 JUV PROGRAMS  | 4200 9251 | 2,163,362                | 2,163,362                | 2,135,671                     | 2,135,671   |
| FEDERAL AID-CHILDREN  | 4200 9273 | 4,551,400                | 5,524,929                | 6,190,456                     | 6,190,456   |
| FEDERAL AID-OTHER   | 4200 9275 | 73,905                   | 89,434                   | 128,000                       | 128,000   |
| FEDERAL AID - OTHER   | 4200 9351 | 503,914                  | 443,382                  | 0                             | 0   |
| OTHER GOV'T AGENCIES  | 4200 9372 | 67,931                   | 24,630                   | 106,000                       | 106,000   |
| OTHER INTERFUND CHARGES   | 4200 9412 | 1,330,252                | 1,257,697                | 1,316,000                     | 1,316,000   |
| INSTITUTIONAL CARE & SVCS   | 4200 9646 | 1,630,175                | 1,510,345                | 1,877,520                     | 1,877,520   |
| CONTRACT REVENUE  | 4200 9714 | 259,844                  | 276,480                  | 300,000                       | 300,000   |
| PC1203.1B PROBATION SUPV  | 4200 9715 | 2,795,307                | 2,600,705                | 2,843,273                     | 2,843,273   |
| CONTRIB FROM DEVELOPERS   | 4200 9771 | 75,492                   | 27,402                   | 25,000                        | 25,000  |
| OTHER REVENUE - MISC  | 4200 9772 | 196,791                  | 180,832                  | 67,531                        | 67,531  |
| CASH OVERAGE  | 4200 9797 | 5                        | 2                        | 0                             | 0   |
| <b>Total VENTURA COUNTY PROBATION AGENCY</b>                      |           | <b>28,681,659</b>        | <b>27,211,706</b>        | <b>28,916,865</b>             | <b>28,916,865</b>                                       |
| <b>Total DETENTION &amp; CORRECTION</b>                           |           | <b>70,485,983</b>        | <b>63,743,451</b>        | <b>65,662,853</b>             | <b>65,662,853</b>                                       |

**COUNTY OF VENTURA  
STATE OF CALIFORNIA**  
**SCHEDULE OF ADDITIONAL FINANCING SOURCES  
BY FUNCTION, ACTIVITY AND LINE ITEM**  
FOR FISCAL YEAR 2009-10

| BUDGET UNITS<br>(GROUPED BY FUNCTION, ACTIVITY, LINE ITEM)<br>(1) |           | ACTUAL<br>2007-08<br>(2) | ACTUAL<br>2008-09<br>(3) | RECOMMENDED<br>2009-10<br>(4) | ADOPTED<br>BY BOARD OF<br>SUPERVISORS<br>2009-10<br>(5) |
|---|-----------|--------------------------|--------------------------|-------------------------------|---|
| <b>PUBLIC PROTECTION</b>  |           |                          |                          |                               |   |
| <b>FLOOD CONTROL &amp; WTR CC</b>                                 |           |                          |                          |                               |   |
| <b>STORMWATER-UNINCORPORATED</b>                                  |           |                          |                          |                               |   |
| PENALTIES/COSTS-DEL TAXES   | 6180 8841 | 137                      | 333                      | 0                             | 0   |
| INTEREST EARNINGS   | 6180 8911 | 18,229                   | 14,050                   | 6,400                         | 6,400   |
| OTHER GOV'T AGENCIES  | 6180 9372 | 0                        | 14,333                   | 0                             | 0   |
| SPECIAL ASSESSMENTS   | 6180 9424 | 58,445                   | 55,376                   | 57,500                        | 57,500  |
| CONTRIB FROM OTHER FUNDS  | 6180 9831 | 750,000                  | 1,150,000                | 1,650,000                     | 1,650,000   |
| RESIDUAL EQUITY TRANS IN  | 6180 9911 | 237,067                  | 0                        | 0                             | 0   |
| Total STORMWATER-UNINCORPORATED                                   |           | <u>1,063,877</u>         | <u>1,234,092</u>         | <u>1,713,900</u>              | <u>1,713,900</u>  |
| Total FLOOD CONTROL & WTR CC                                      |           | <u>1,063,877</u>         | <u>1,234,092</u>         | <u>1,713,900</u>              | <u>1,713,900</u>  |
| <b>PROTECTIVE INSPECTION</b>                                      |           |                          |                          |                               |   |
| <b>AGRICULTURAL COMMISSIONER</b>                                  |           |                          |                          |                               |   |
| STATE AID-AGRICULTURE   | 4500 9141 | 6,600                    | 6,600                    | 6,600                         | 6,600   |
| STATE AID-OTHER   | 4500 9247 | 1,991,008                | 1,999,520                | 2,443,740                     | 2,443,740   |
| FEDERAL AID - OTHER   | 4500 9351 | 55                       | 0                        | 0                             | 0   |
| AGRICULTURAL SERVICES   | 4500 9501 | 756,983                  | 693,155                  | 875,650                       | 875,650   |
| OTHER REVENUE - MISC  | 4500 9772 | 179                      | 578                      | 100                           | 100   |
| Total AGRICULTURAL COMMISSIONER                                   |           | <u>2,754,824</u>         | <u>2,699,852</u>         | <u>3,326,090</u>              | <u>3,326,090</u>  |
| <b>RMA-BUILDING &amp; SAFETY</b>                                  |           |                          |                          |                               |   |
| CONSTRUCTION PERMITS  | 4710 8731 | 1,618,027                | 1,406,704                | 1,680,257                     | 1,680,257   |
| ZONING PERMITS  | 4710 8751 | (104)                    | 52                       | 0                             | 0   |
| OTHER   | 4710 8771 | 32                       | 0                        | 0                             | 0   |
| OTHER-INDIRECT REVENUE  | 4710 8775 | 119,773                  | 117,231                  | 133,073                       | 133,073   |
| FORFEITURES AND PENALTIES   | 4710 8831 | 5,000                    | 0                        | 0                             | 0   |
| STATE AID-DISASTERS   | 4710 9191 | 9,139                    | 0                        | 0                             | 0   |
| FEDERAL AID - HUD GRANT   | 4710 9354 | 27,323                   | 15,599                   | 0                             | 0   |
| PLANNING/ENG SERV - FEES  | 4710 9481 | 1,371,702                | 950,312                  | 1,043,053                     | 1,043,053   |
| CHGS FOR SVCS-OTHER   | 4710 9718 | 106,558                  | 143,557                  | 0                             | 0   |
| OTHER SALES   | 4710 9761 | 80                       | 19                       | 0                             | 0   |
| OTHER REVENUE - MISC  | 4710 9772 | 193,268                  | 219,086                  | 177,510                       | 177,510   |
| CASH OVERAGE  | 4710 9797 | 13                       | 43                       | 0                             | 0   |
| Total RMA-BUILDING & SAFETY                                       |           | <u>3,450,810</u>         | <u>2,852,603</u>         | <u>3,033,893</u>              | <u>3,033,893</u>  |
| <b>RMA-WEIGHTS &amp; MEASURES</b>                                 |           |                          |                          |                               |   |
| OTHER   | 4720 8771 | 25,540                   | 23,756                   | 0                             | 0   |
| COMM'L ACTIVITY PERMIT  | 4720 8773 | 408,207                  | 450,293                  | 0                             | 0   |
| SPECIAL USE PERMIT  | 4720 8774 | 178,418                  | 212,822                  | 0                             | 0   |
| FORFEITURES AND PENALTIES   | 4720 8831 | 59,529                   | 134,651                  | 0                             | 0   |
| STATE AID-OTHER   | 4720 9247 | 5,520                    | 22,679                   | 0                             | 0   |
| OTHER REVENUE - MISC  | 4720 9772 | 9,486                    | 27,713                   | 0                             | 0   |
| Total RMA-WEIGHTS & MEASURES                                      |           | <u>686,700</u>           | <u>871,914</u>           | <u>0</u>                      | <u>0</u>  |
| <b>RMA-ENFORCEMENT</b>  |           |                          |                          |                               |   |
| OTHER   | 4760 8771 | 0                        | 0                        | 24,000                        | 24,000  |
| COMM'L ACTIVITY PERMIT  | 4760 8773 | 0                        | 0                        | 450,000                       | 450,000   |
| SPECIAL USE PERMIT  | 4760 8774 | 0                        | 0                        | 225,000                       | 275,000   |
| FORFEITURES AND PENALTIES   | 4760 8831 | 0                        | 0                        | 60,000                        | 60,000  |
| STATE AID-OTHER   | 4760 9247 | 0                        | 0                        | 22,000                        | 22,000  |
| FEDERAL AID - HUD GRANT   | 4760 9354 | 0                        | 0                        | 20,000                        | 20,000  |



**COUNTY OF VENTURA  
STATE OF CALIFORNIA**  
**SCHEDULE OF ADDITIONAL FINANCING SOURCES  
BY FUNCTION, ACTIVITY AND LINE ITEM**  
FOR FISCAL YEAR 2009-10

| BUDGET UNITS<br>(GROUPED BY FUNCTION, ACTIVITY, LINE ITEM)<br>(1) |           | ACTUAL<br>2007-08<br>(2) | ACTUAL<br>2008-09<br>(3) | RECOMMENDED<br>2009-10<br>(4) | ADOPTED<br>BY BOARD OF<br>SUPERVISORS<br>2009-10<br>(5) |
|---|-----------|--------------------------|--------------------------|-------------------------------|---|
| <b>PUBLIC PROTECTION</b>  |           |                          |                          |                               |   |
| <b>PROTECTIVE INSPECTION</b>                                      |           |                          |                          |                               |   |
| <b>RMA-ENFORCEMENT</b>  |           |                          |                          |                               |   |
| CHGS FOR SVCS-OTHER   | 4760 9718 | 0                        | 0                        | 366,289                       | 366,289   |
| OTHER REVENUE - MISC  | 4760 9772 | 0                        | 0                        | 82,000                        | 132,000   |
| <b>Total RMA-ENFORCEMENT</b>                                      |           | <u>0</u>                 | <u>0</u>                 | <u>1,249,289</u>              | <u>1,349,289</u>  |
| <b>INTEGRATED WASTE MANAGEMENT DIVIS</b>                          |           |                          |                          |                               |   |
| RENTS AND CONCESSIONS   | 6170 8931 | 1,500                    | 0                        | 0                             | 0   |
| CONVERSION TECHNOLOGY R&D   | 6170 8958 | 0                        | 0                        | 50,000                        | 50,000  |
| STATE AID-OTHER   | 6170 9247 | 141,102                  | 49,821                   | 49,708                        | 49,708  |
| OTHER GOV'T AGENCIES  | 6170 9372 | 44,587                   | 50,919                   | 24,900                        | 24,900  |
| PLANNING/ENG SERV - FEES  | 6170 9481 | 403,133                  | 1,235,663                | 1,733,618                     | 1,733,618   |
| PUBLIC WORKS SERVICES   | 6170 9483 | 31,053                   | 18,076                   | 7,290                         | 7,290   |
| PERMIT FEES   | 6170 9613 | 175,052                  | 69,500                   | 53,765                        | 53,765  |
| CONTRIB FROM DEVELOPERS   | 6170 9771 | 6,000                    | 6,000                    | 6,000                         | 6,000   |
| OTHER REVENUE - MISC  | 6170 9772 | 0                        | 4,581                    | 0                             | 0   |
| <b>Total INTEGRATED WASTE MANAGEMENT DIVISON</b>                  |           | <u>802,427</u>           | <u>1,434,559</u>         | <u>1,925,281</u>              | <u>1,925,281</u>  |
| <b>Total PROTECTIVE INSPECTION</b>                                |           | <u>7,694,762</u>         | <u>7,858,928</u>         | <u>9,534,553</u>              | <u>9,634,553</u>  |
| <b>OTHER PROTECTION</b>   |           |                          |                          |                               |   |
| <b>PUBLIC ADMINIS/PUBLIC GUARDIAN</b>                             |           |                          |                          |                               |   |
| OTHER   | 1930 8771 | 11,049                   | 12,936                   | 10,000                        | 10,000  |
| INTEREST EARNINGS   | 1930 8911 | 123,094                  | 84,226                   | 40,000                        | 40,000  |
| STATE AID-MENTAL HEALTH   | 1930 9111 | 220,700                  | 220,700                  | 220,700                       | 220,700   |
| ESTATE FEES   | 1930 9531 | 41,128                   | 37,120                   | 50,000                        | 50,000  |
| OTHER REVENUE - MISC  | 1930 9772 | 101,733                  | 109,123                  | 80,000                        | 80,000  |
| <b>Total PUBLIC ADMINIS/PUBLIC GUARDIAN</b>                       |           | <u>497,704</u>           | <u>464,105</u>           | <u>400,700</u>                | <u>400,700</u>  |
| <b>COUNTY CLERK AND RECORDER</b>                                  |           |                          |                          |                               |   |
| OTHER   | 3040 8771 | 372,495                  | 394,300                  | 380,000                       | 380,000   |
| MARRIAGE LICENSE FEE-RECORDER                                     | 3040 8776 | 4,424                    | 4,575                    | 4,400                         | 4,400   |
| RECORDING FEES  | 3040 9561 | 1,983,813                | 1,857,544                | 1,530,000                     | 1,530,000   |
| FILING FEES   | 3040 9562 | 94,050                   | 95,043                   | 90,000                        | 90,000  |
| RECORDER-VITAL RECORDS  | 3040 9563 | 72,659                   | 72,210                   | 71,527                        | 71,527  |
| RECORDER-AUTOMATION   | 3040 9564 | 963,862                  | 2,082,495                | 1,644,740                     | 1,644,740   |
| RECORDER-MICROGRAPHICS  | 3040 9565 | 171,393                  | 55,149                   | 95,836                        | 95,836  |
| FBN FILING FEES   | 3040 9566 | 426,249                  | 401,331                  | 420,000                       | 420,000   |
| OTHER FILING FEES-RECORDER  | 3040 9567 | 589                      | 576                      | 0                             | 0   |
| MENTAL HEALTH/MEDI-CAL  | 3040 9595 | 0                        | 0                        | 0                             | 0   |
| OTHER SALES   | 3040 9761 | 59,894                   | 41,382                   | 58,000                        | 58,000  |
| OTHER DEPT SALES  | 3040 9763 | 4,871                    | 5,430                    | 5,000                         | 5,000   |
| OTHER REVENUE - MISC  | 3040 9772 | 15,838                   | 5,100                    | 0                             | 0   |
| CASH OVERAGE  | 3040 9797 | 218                      | 148                      | 0                             | 0   |
| <b>Total COUNTY CLERK AND RECORDER</b>                            |           | <u>4,170,354</u>         | <u>5,015,281</u>         | <u>4,299,503</u>              | <u>4,299,503</u>  |
| <b>ANIMAL REGULATION</b>  |           |                          |                          |                               |   |
| ANIMAL LICENSES   | 4600 8711 | 1,217,127                | 1,288,094                | 1,217,126                     | 1,217,126   |
| STATE AID-DISASTERS   | 4600 9191 | 49,640                   | 0                        | 0                             | 0   |
| STATE AID - SB 90   | 4600 9246 | (32,011)                 | 107,362                  | 0                             | 0   |
| FEDERAL AID FOR DISASTER  | 4600 9301 | 54,322                   | 0                        | 0                             | 0   |
| HUMANE SERVICES   | 4600 9541 | 328,785                  | 365,440                  | 355,975                       | 355,975   |

**COUNTY OF VENTURA  
STATE OF CALIFORNIA  
SCHEDULE OF ADDITIONAL FINANCING SOURCES  
BY FUNCTION, ACTIVITY AND LINE ITEM  
FOR FISCAL YEAR 2009-10**

| BUDGET UNITS<br>(GROUPED BY FUNCTION, ACTIVITY, LINE ITEM)<br>(1) |      |      | ACTUAL<br>2007-08<br>(2) | ACTUAL<br>2008-09<br>(3) | RECOMMENDED<br>2009-10<br>(4) | ADOPTED<br>BY BOARD OF<br>SUPERVISORS<br>2009-10<br>(5) |
|---|------|------|--------------------------|--------------------------|-------------------------------|---|
| <b>PUBLIC PROTECTION</b>  |      |      |                          |                          |                               |   |
| <b>OTHER PROTECTION</b>   |      |      |                          |                          |                               |   |
| <b>ANIMAL REGULATION</b>  |      |      |                          |                          |                               |   |
| CONTRACT REVENUE  | 4600 | 9714 | 1,378,780                | 1,348,704                | 1,698,002                     | 1,698,002   |
| OTHER SALES   | 4600 | 9761 | 103,885                  | 99,803                   | 103,885                       | 103,885   |
| OTHER REVENUE - MISC  | 4600 | 9772 | 8,966                    | 11,729                   | 0                             | 0   |
| CASH OVERAGE  | 4600 | 9797 | 80                       | 45                       | 0                             | 0   |
| Total ANIMAL REGULATION   |      |      | <u>3,109,574</u>         | <u>3,221,176</u>         | <u>3,374,988</u>              | <u>3,374,988</u>  |
| <b>SPAY/NEUTER PROGRAM</b>  |      |      |                          |                          |                               |   |
| INTEREST EARNINGS   | 4620 | 8911 | 6,478                    | 5,015                    | 0                             | 0   |
| SPAY-NEUTER ESCHEATMENTS  | 4620 | 9778 | 28,059                   | 33,852                   | 32,750                        | 32,750  |
| Total SPAY/NEUTER PROGRAM   |      |      | <u>34,538</u>            | <u>38,867</u>            | <u>32,750</u>                 | <u>32,750</u>   |
| <b>RMA-PLANNING DEPARTMENT</b>                                    |      |      |                          |                          |                               |   |
| ZONING PERMITS  | 4700 | 8751 | 313,365                  | 253,205                  | 276,450                       | 276,450   |
| OTHER   | 4700 | 8771 | 52,930                   | 36,756                   | 50,000                        | 50,000  |
| OTHER-INDIRECT REVENUE  | 4700 | 8775 | 598,849                  | 615,823                  | 679,000                       | 679,000   |
| FORFEITURES AND PENALTIES   | 4700 | 8831 | 21,060                   | 14,073                   | 0                             | 0   |
| STATE AID-OTHER   | 4700 | 9247 | 44,988                   | 78,004                   | 130,000                       | 130,000   |
| FEDERAL AID - OTHER   | 4700 | 9351 | 36,453                   | 144,701                  | 0                             | 0   |
| FEDERAL AID - HUD GRANT   | 4700 | 9354 | 20,857                   | 11,816                   | 0                             | 0   |
| PLANNING/ENG SERV - FEES  | 4700 | 9481 | 1,919,582                | 1,752,396                | 1,774,600                     | 1,774,600   |
| PLANNING/ENG SERV - CONT  | 4700 | 9482 | 275,001                  | 245,862                  | 281,300                       | 281,300   |
| PUBLIC WORKS SERVICES   | 4700 | 9483 | 0                        | 0                        | 0                             | 0   |
| CHGS FOR SVCS-OTHER   | 4700 | 9718 | 189,443                  | 170,894                  | 0                             | 0   |
| OTHER SALES   | 4700 | 9761 | 1,151                    | 2,400                    | 1,200                         | 1,200   |
| OTHER REVENUE - MISC  | 4700 | 9772 | 58,612                   | 67,667                   | 200,000                       | 200,000   |
| CASH OVERAGE  | 4700 | 9797 | 24                       | 10                       | 0                             | 0   |
| Total RMA-PLANNING DEPARTMENT                                     |      |      | <u>3,532,315</u>         | <u>3,393,606</u>         | <u>3,392,550</u>              | <u>3,392,550</u>  |
| <b>RMA-OPERATIONS</b>   |      |      |                          |                          |                               |   |
| OTHER   | 4730 | 8771 | 15                       | 0                        | 0                             | 0   |
| OTHER INTERFUND CHARGES   | 4730 | 9412 | 36,754                   | 59,668                   | 40,000                        | 40,000  |
| PLANNING/ENG SERV - CONT  | 4730 | 9482 | 120,919                  | 391,619                  | 100,000                       | 100,000   |
| CHGS FOR SVCS-OTHER   | 4730 | 9718 | 76,873                   | 67,154                   | 75,000                        | 75,000  |
| OTHER REVENUE - MISC  | 4730 | 9772 | 99,768                   | 43,653                   | 70,000                        | 70,000  |
| Total RMA-OPERATIONS  |      |      | <u>334,328</u>           | <u>562,094</u>           | <u>285,000</u>                | <u>285,000</u>  |
| <b>HCA-MEDICAL EXAMINER</b>                                       |      |      |                          |                          |                               |   |
| OTHER SALES   | 5000 | 9761 | 21,712                   | 12,800                   | 20,000                        | 20,000  |
| OTHER REVENUE - MISC  | 5000 | 9772 | 104                      | 0                        | 0                             | 0   |
| Total HCA-MEDICAL EXAMINER  |      |      | <u>21,816</u>            | <u>12,800</u>            | <u>20,000</u>                 | <u>20,000</u>   |
| <b>VC DEPT CHILD SUPPORT SERVICES</b>                             |      |      |                          |                          |                               |   |
| INTEREST EARNINGS   | 5720 | 8911 | 41,246                   | 25,775                   | 11,800                        | 11,800  |
| FEDERAL PUBLIC ASSIST ADM   | 5720 | 9261 | 13,656,343               | 13,003,563               | 13,630,064                    | 13,630,064  |
| OTHER GOV'T AGENCIES  | 5720 | 9372 | 7,033,849                | 6,697,574                | 7,021,548                     | 7,021,548   |
| OTHER REVENUE - MISC  | 5720 | 9772 | 0                        | 33,480                   | 0                             | 0   |
| CONTRIB FROM OTHER FUNDS  | 5720 | 9831 | 200                      | 0                        | 2,000                         | 2,000   |
| Total VC DEPT CHILD SUPPORT SERVICES                              |      |      | <u>20,731,637</u>        | <u>19,760,392</u>        | <u>20,665,412</u>             | <u>20,665,412</u>                                       |
| <b>FISH &amp; GAME</b>  |      |      |                          |                          |                               |   |

**COUNTY OF VENTURA  
STATE OF CALIFORNIA**  
**SCHEDULE OF ADDITIONAL FINANCING SOURCES  
BY FUNCTION, ACTIVITY AND LINE ITEM**  
FOR FISCAL YEAR 2009-10

| BUDGET UNITS<br>(GROUPED BY FUNCTION, ACTIVITY, LINE ITEM)<br>(1) | ACTUAL<br>2007-08<br>(2) | ACTUAL<br>2008-09<br>(3) | RECOMMENDED<br>2009-10<br>(4) | ADOPTED<br>BY BOARD OF<br>SUPERVISORS<br>2009-10<br>(5) |
|---|--------------------------|--------------------------|-------------------------------|---|
| <b>PUBLIC PROTECTION</b>  |                          |                          |                               |   |
| OTHER PROTECTION  |                          |                          |                               |   |
| FISH & GAME   |                          |                          |                               |   |
| INTEREST EARNINGS   | 7400 8911                | 3,086                    | 1,555                         | 3,000 3,000   |
| COURT FEES AND COSTS  | 7400 9523                | 81,265                   | 61,001                        | 75,000 75,000   |
| Total FISH & GAME   |                          | 84,352                   | 62,556                        | 78,000 78,000   |
| Total OTHER PROTECTION  |                          | 32,516,617               | 32,530,879                    | 32,548,903 32,548,903                                   |
| Total PUBLIC PROTECTION   |                          | 221,873,253              | 212,883,075                   | 216,461,669 216,859,626                                 |
| PUBLIC WAYS & FACILITIES  |                          |                          |                               |   |
| PUBLIC WAYS   |                          |                          |                               |   |
| PW ROAD FUND-GENERAL  |                          |                          |                               |   |
| SALES TAX - TRANSP.   | 6150 8662                | 1,395,366                | 698,365                       | 750,000 750,000   |
| SALES TAX 99233.3 PUC   | 6150 8663                | 38,804                   | 118,348                       | 25,000 25,000   |
| ROAD PRIVILEGES & PERMITS   | 6150 8741                | 400,452                  | 315,785                       | 355,000 355,000   |
| VEHICLE CODE FINES  | 6150 8811                | 214,373                  | 252,825                       | 255,000 255,000   |
| INTEREST EARNINGS   | 6150 8911                | 951,353                  | 645,074                       | 346,700 346,700   |
| RENTS AND CONCESSIONS   | 6150 8931                | 7,884                    | 7,872                         | 8,000 8,000   |
| STATE-2104 A S & H CODE   | 6150 9021                | 20,004                   | 20,004                        | 20,000 20,000   |
| STATE-2104 C S & H CODE   | 6150 9023                | 42,715                   | 42,715                        | 42,700 42,700   |
| STATE 2105 S&H CODE   | 6150 9024                | 3,958,975                | 3,622,202                     | 3,609,600 3,609,600                                     |
| STATE-2106 S & H CODE   | 6150 9025                | 577,354                  | 531,574                       | 519,700 519,700   |
| STATE-2104 D-E & F S & H  | 6150 9027                | 8,123,171                | 7,485,474                     | 7,305,800 7,305,800                                     |
| STATE AID-CONSTRUCTION  | 6150 9161                | 2,096,507                | 370,000                       | 0 0   |
| STATE AID-DISASTERS   | 6150 9191                | 15,176                   | 556,003                       | 0 0   |
| STATE AID-OTHER   | 6150 9247                | 100,000                  | 100,000                       | 100,000 100,000   |
| AB2928-TCRF-TRAF CONG   | 6150 9252                | 0                        | 4,073,490                     | 5,000,000 5,000,000                                     |
| STATE AID-PROP 1B TRANSP  | 6150 9253                | 8,053,248                | 2,997,225                     | 0 0   |
| STATE AID CAPITAL   | 6150 9254                | 0                        | 1,130,507                     | 458,000 458,000   |
| FED AID - CONSTRUCTION  | 6150 9291                | 4,362,217                | (498,276)                     | 4,044,700 5,889,700                                     |
| FEDERAL AID FOR DISASTER  | 6150 9301                | (228,075)                | 8,127,811                     | 0 0   |
| FED FOREST RESERVE REV  | 6150 9311                | 34,324                   | 30,955                        | 31,000 31,000   |
| FEDERAL AID CAPITAL   | 6150 9356                | 0                        | 2,669,023                     | 4,848,900 4,698,900                                     |
| OTHER GOV'T AGENCIES  | 6150 9372                | 2,200,334                | 3,136,750                     | 5,000,000 9,738,300                                     |
| CONTRIB FROM DEVELOPERS   | 6150 9771                | 109,057                  | 967,930                       | 250,000 810,000   |
| OTHER REVENUE - MISC  | 6150 9772                | 53,260                   | 442,596                       | 30,000 30,000   |
| INSURANCE PROCEEDS  | 6150 9851                | 4,208                    | 0                             | 0 0   |
| Total PW ROAD FUND-GENERAL  |                          | 32,530,708               | 37,844,251                    | 33,000,100 39,993,400                                   |
| Total PUBLIC WAYS   |                          | 32,530,708               | 37,844,251                    | 33,000,100 39,993,400                                   |
| Total PUBLIC WAYS & FACILITIES                                    |                          | 32,530,708               | 37,844,251                    | 33,000,100 39,993,400                                   |
| HEALTH & SANITATION   |                          |                          |                               |   |
| HEALTH  |                          |                          |                               |   |
| ENVIRONMENTAL HEALTH DEPT   |                          |                          |                               |   |
| BUSINESS LICENSES   | 4750 8721                | 2,769,600                | 2,992,924                     | 3,202,877 3,202,877                                     |
| PENALTY ON BUSINESS LIC   | 4750 8722                | 59,524                   | 297                           | 0 0   |
| HAZARD MATERIAL PERMIT  | 4750 8723                | 2,409,830                | 2,324,815                     | 2,391,600 2,391,600                                     |
| CONSTRUCTION PERMITS  | 4750 8731                | 263,803                  | 188,010                       | 270,000 270,000   |
| ZONING PERMITS  | 4750 8751                | 75,697                   | 69,362                        | 103,604 103,604   |

**COUNTY OF VENTURA  
STATE OF CALIFORNIA  
SCHEDULE OF ADDITIONAL FINANCING SOURCES  
BY FUNCTION, ACTIVITY AND LINE ITEM  
FOR FISCAL YEAR 2009-10**

| BUDGET UNITS<br>(GROUPED BY FUNCTION, ACTIVITY, LINE ITEM)<br>(1) | ACTUAL<br>2007-08<br>(2) | ACTUAL<br>2008-09<br>(3) | RECOMMENDED<br>2009-10<br>(4) | ADOPTED<br>BY BOARD OF<br>SUPERVISORS<br>2009-10<br>(5) |
|---|--------------------------|--------------------------|-------------------------------|---|
| <b>HEALTH &amp; SANITATION</b>                                    |                          |                          |                               |   |
| <b>HEALTH</b>   |                          |                          |                               |   |
| <b>ENVIRONMENTAL HEALTH DEPT</b>                                  |                          |                          |                               |   |
| OTHER   | 4750 8771                | 189,960                  | (31,004)                      | 80,000 80,000   |
| SPECIAL USE PERMIT  | 4750 8774                | 1,338,254                | 1,607,987                     | 1,652,601 1,652,601                                     |
| PENALTIES/COSTS-DEL TAXES   | 4750 8841                | 3,229                    | 5,953                         | 3,000 3,000   |
| INTEREST EARNINGS   | 4750 8911                | 3,889                    | 2,649                         | 3,000 3,000   |
| ST MTR VEH 17604 MATCH  | 4750 9035                | 104,334                  | 98,133                        | 90,000 90,000   |
| STATE AID - SB 90   | 4750 9246                | 0                        | 1,692                         | 0 0   |
| STATE AID-OTHER   | 4750 9247                | 130,005                  | 65,871                        | 74,000 216,056  |
| ASSESSMENT&TAX COLL FEES  | 4750 9421                | 0                        | 0                             | 0 0   |
| SPECIAL ASSESSMENTS   | 4750 9424                | 913,358                  | 934,225                       | 938,142 938,142   |
| PLANNING/ENG SERV - CONT  | 4750 9482                | 134,550                  | 184,888                       | 190,587 190,587   |
| CONTRACT REVENUE  | 4750 9714                | 570,042                  | 565,638                       | 620,475 620,475   |
| OTHER SALES   | 4750 9761                | 1,584                    | 16,442                        | 358,000 358,000   |
| OTHER REVENUE - MISC  | 4750 9772                | 5,269                    | 56,307                        | 65,000 65,000   |
| CASH OVERAGE  | 4750 9797                | 29                       | 81                            | 0 0   |
| <b>Total ENVIRONMENTAL HEALTH DEPT</b>                            |                          | <b>8,972,957</b>         | <b>9,084,270</b>              | <b>10,042,886 10,184,942</b>                            |
| <b>HCA-ADMIN &amp; SUPPORT SERVICES</b>                           |                          |                          |                               |   |
| OTHER STATE AID-HEALTH  | 5010 9132                | 465,550                  | 0                             | 0 0   |
| STATE AID-OTHER   | 5010 9247                | 34,540                   | 0                             | 0 0   |
| STATE AID-SB 300  | 5010 9248                | 1,747                    | 34,540                        | 34,540 34,540   |
| OTHER INTERFUND CHARGES   | 5010 9412                | 9,095,400                | 9,756,093                     | 10,869,950 10,869,950                                   |
| CHGS FOR SVCS-OTHER   | 5010 9718                | 181,418                  | 50                            | 0 0   |
| OTHER REVENUE - MISC  | 5010 9772                | 0                        | 0                             | 0 0   |
| <b>Total HCA-ADMIN &amp; SUPPORT SERVICES</b>                     |                          | <b>9,778,655</b>         | <b>9,790,683</b>              | <b>10,904,490 10,904,490</b>                            |
| <b>HCA-AB75 ADMIN/CLEARING</b>                                    |                          |                          |                               |   |
| INTEREST EARNINGS   | 5060 8911                | 10,172                   | 12,241                        | 6,000 6,000   |
| STATE AID-OTHER   | 5060 9247                | 346,233                  | 310,857                       | 310,857 310,857   |
| STATE AID-SB 300  | 5060 9248                | 155,497                  | 0                             | 0 0   |
| <b>Total HCA-AB75 ADMIN/CLEARING</b>                              |                          | <b>511,901</b>           | <b>323,098</b>                | <b>316,857 316,857</b>                                  |
| <b>HCA-HLTH CARE COVERAGE INITIATIVE</b>                          |                          |                          |                               |   |
| OTHER STATE AID-HEALTH  | 5080 9132                | 0                        | 675,306                       | 748,653 748,653   |
| CHGS FOR SVCS-OTHER   | 5080 9718                | 0                        | 413,031                       | 341,021 341,021   |
| CONTRIB FROM OTHER FUNDS  | 5080 9831                | 0                        | 262,275                       | 407,453 407,453   |
| <b>Total HCA-HLTH CARE COVERAGE INITIATIVE</b>                    |                          | <b>0</b>                 | <b>1,350,612</b>              | <b>1,497,127 1,497,127</b>                              |
| <b>HCA-EMERGENCY MEDICAL SERVICES</b>                             |                          |                          |                               |   |
| OTHER   | 5090 8771                | 11,974                   | 11,501                        | 12,000 12,000   |
| EMERG MEDICAL SVC REVENUE   | 5090 8823                | 1,586,898                | 1,632,600                     | 1,788,224 1,788,224                                     |
| FORFEITURES AND PENALTIES   | 5090 8831                | 152,745                  | 164,219                       | 166,000 166,000   |
| STATE AID-DISASTERS   | 5090 9191                | 0                        | 102                           | 0 0   |
| HEALTH FEES   | 5090 9581                | 0                        | 7,500                         | 0 0   |
| EDUCATIONAL SERVICES  | 5090 9675                | 500                      | 840                           | 0 0   |
| OTHER REVENUE - MISC  | 5090 9772                | 38,851                   | 128,661                       | 137,000 137,000   |
| EMERGENCY SERVICES REIMB  | 5090 9792                | 927                      | 623                           | 0 0   |
| <b>Total HCA-EMERGENCY MEDICAL SERVICES</b>                       |                          | <b>1,791,895</b>         | <b>1,946,046</b>              | <b>2,103,224 2,103,224</b>                              |
| <b>HCA-PUBLIC HEALTH</b>  |                          |                          |                               |   |
| OTHER COURT FINES   | 5100 8821                | 65,142                   | 64,647                        | 57,400 57,400   |

**COUNTY OF VENTURA  
STATE OF CALIFORNIA  
SCHEDULE OF ADDITIONAL FINANCING SOURCES  
BY FUNCTION, ACTIVITY AND LINE ITEM  
FOR FISCAL YEAR 2009-10**

| BUDGET UNITS<br>(GROUPED BY FUNCTION, ACTIVITY, LINE ITEM)<br>(1) |           | ACTUAL<br>2007-08<br>(2) | ACTUAL<br>2008-09<br>(3) | RECOMMENDED<br>2009-10<br>(4) | ADOPTED<br>BY BOARD OF<br>SUPERVISORS<br>2009-10<br>(5) |
|---|-----------|--------------------------|--------------------------|-------------------------------|---|
| <b>HEALTH &amp; SANITATION</b>                                    |           |                          |                          |                               |   |
| <b>HEALTH</b>   |           |                          |                          |                               |   |
| <b>HCA-PUBLIC HEALTH</b>  |           |                          |                          |                               |   |
| INTEREST EARNINGS   | 5100 8911 | 5,245                    | 17,582                   | 0                             | 0   |
| ST MTR VEH 17604 MATCH  | 5100 9035 | 4,027,519                | 3,694,351                | 3,700,000                     | 3,700,000   |
| STATE HEALTH ADMIN  | 5100 9081 | 15,837                   | 0                        | 0                             | 0   |
| OTHER STATE AID-HEALTH  | 5100 9132 | 2,554,194                | 2,284,077                | 2,586,839                     | 2,591,839   |
| STATE AID-OTHER   | 5100 9247 | 71,982                   | 75,714                   | 40,000                        | 40,000  |
| FEDERAL AID - OTHER   | 5100 9351 | 8,816,973                | 9,075,369                | 9,137,547                     | 9,195,685   |
| OTHER GOV'T AGENCIES  | 5100 9372 | 877,999                  | 1,170,903                | 1,242,874                     | 1,242,874   |
| OTHER INTERFUND CHARGES   | 5100 9412 | 0                        | 0                        | 0                             | 0   |
| RECORDING FEES  | 5100 9561 | 139,710                  | 358,935                  | 640,436                       | 640,436   |
| HEALTH FEES   | 5100 9582 | 1,344,528                | 1,362,717                | 1,193,099                     | 1,193,099   |
| PROF FEES - MEDICARE  | 5100 9638 | 170                      | 700                      | 0                             | 0   |
| MEDI-CAL  | 5100 9652 | 888,625                  | 939,493                  | 748,377                       | 748,377   |
| HEALTH CARE   | 5100 9653 | 1,411                    | 5,435                    | 0                             | 0   |
| INSURANCE   | 5100 9654 | 40,532                   | 33,932                   | 21,218                        | 21,218  |
| OTHER REVENUE - MISC  | 5100 9772 | 628,877                  | 285,760                  | 311,798                       | 311,798   |
| OTHER GRANT REVENUE   | 5100 9779 | 107,342                  | 167,910                  | 269,900                       | 351,439   |
| TOBACCO SETTLEMENT  | 5100 9781 | 1,222,000                | 1,222,000                | 1,222,000                     | 1,222,000   |
| Total HCA-PUBLIC HEALTH   |           | 20,808,085               | 20,759,524               | 21,171,488                    | 21,316,165  |
| <b>HCA-WOMEN/INFANT/CHILDREN</b>                                  |           |                          |                          |                               |   |
| FEDERAL AID - OTHER   | 5110 9351 | 2,924,460                | 3,513,112                | 4,359,250                     | 4,359,250   |
| Total HCA-WOMEN/INFANT/CHILDREN                                   |           | 2,924,460                | 3,513,112                | 4,359,250                     | 4,359,250   |
| <b>HCA-CHILDREN'S MEDICAL SERVICES</b>                            |           |                          |                          |                               |   |
| ST AID-PUBLIC ASST 17602  | 5120 9078 | 1,042,037                | 900,783                  | 940,000                       | 940,000   |
| STATE AID-CRIPPLED CHLDRN   | 5120 9091 | 2,804,611                | 3,128,067                | 3,247,146                     | 3,247,146   |
| OTHER STATE AID-HEALTH  | 5120 9132 | 515,354                  | 440,556                  | 579,726                       | 579,726   |
| FEDERAL AID - OTHER   | 5120 9351 | 2,438,000                | 2,322,179                | 2,482,660                     | 2,482,660   |
| CRIPPLED CHILDRENS SERV   | 5120 9601 | 2,922                    | 3,239                    | 2,404                         | 2,404   |
| MEDI-CAL  | 5120 9652 | 270,443                  | 55,729                   | 127,000                       | 127,000   |
| OTHER REVENUE - MISC  | 5120 9772 | 354                      | 423                      | 411                           | 411   |
| TOBACCO SETTLEMENT  | 5120 9781 | 86,000                   | 86,000                   | 86,000                        | 86,000  |
| Total HCA-CHILDREN'S MEDICAL SERVICES                             |           | 7,159,721                | 6,936,975                | 7,465,347                     | 7,465,347   |
| <b>HCA-MENTAL HEALTH</b>  |           |                          |                          |                               |   |
| INTEREST EARNINGS   | 5130 8911 | 459,587                  | 200,000                  | 250,000                       | 250,000   |
| ST MTR VEH 17604 MATCH  | 5130 9035 | 5,410,689                | 4,985,655                | 5,000,000                     | 5,000,000   |
| STATE AID-MENTAL HEALTH   | 5130 9111 | 9,422,189                | 11,334,395               | 10,198,925                    | 10,198,925  |
| ST AID-PUBLIC ASST 17601  | 5130 9112 | 12,828,439               | 11,227,844               | 11,700,000                    | 9,075,809   |
| OTHER STATE AID-HEALTH  | 5130 9132 | 8,374,802                | 576,689                  | 684,771                       | 684,771   |
| STATE AID - SB 90   | 5130 9246 | 82,717                   | 2,900,309                | 2,900,309                     | 2,900,309   |
| STATE AID-OTHER   | 5130 9247 | 568,826                  | 15,090                   | 0                             | 0   |
| FEDERAL AID - OTHER   | 5130 9351 | 3,825,158                | 4,209,279                | 3,760,913                     | 3,760,913   |
| FEDERAL AID - HUD GRANT   | 5130 9354 | 11,500                   | 31,942                   | 42,172                        | 42,172  |
| OTHER GOV'T AGENCIES  | 5130 9372 | 120,974                  | 664,578                  | 490,000                       | 490,000   |
| OTHER INTERFUND CHARGES   | 5130 9412 | 0                        | 657,614                  | 762,289                       | 762,289   |
| HEALTH FEES   | 5130 9582 | 337,147                  | 281,613                  | 270,000                       | 270,000   |

**COUNTY OF VENTURA  
STATE OF CALIFORNIA  
SCHEDULE OF ADDITIONAL FINANCING SOURCES  
BY FUNCTION, ACTIVITY AND LINE ITEM  
FOR FISCAL YEAR 2009-10**

| BUDGET UNITS<br>(GROUPED BY FUNCTION, ACTIVITY, LINE ITEM)<br>(1) |           | ACTUAL<br>2007-08<br>(2) | ACTUAL<br>2008-09<br>(3) | RECOMMENDED<br>2009-10<br>(4) | ADOPTED<br>BY BOARD OF<br>SUPERVISORS<br>2009-10<br>(5) |
|---|-----------|--------------------------|--------------------------|-------------------------------|---|
| <b>HEALTH &amp; SANITATION</b>                                    |           |                          |                          |                               |   |
| <b>HEALTH</b>   |           |                          |                          |                               |   |
| <b>HCA-MENTAL HEALTH</b>  |           |                          |                          |                               |   |
| MENTAL HEALTH/MEDI-CARE   | 5130 9594 | 214,315                  | 138,407                  | 123,600                       | 123,600   |
| MENTAL HEALTH/MEDI-CAL  | 5130 9595 | 14,046,553               | 16,561,790               | 17,721,937                    | 16,996,804  |
| OTHER REVENUE - MISC  | 5130 9772 | 279,776                  | 18,338                   | 6,000                         | 6,000   |
| TOBACCO SETTLEMENT  | 5130 9781 | 2,595,600                | 2,595,600                | 2,595,600                     | 2,595,600   |
| CONTRIBUTIONS-DONATIONS   | 5130 9791 | 12,380                   | 85                       | 0                             | 0   |
| Total HCA-MENTAL HEALTH   |           | <u>58,590,654</u>        | <u>56,399,228</u>        | <u>56,506,516</u>             | <u>53,157,192</u>                                       |
| <b>HCA-ALCOHOL/DRUG PROGRAMS</b>                                  |           |                          |                          |                               |   |
| VEHICLE CODE FINES  | 5150 8811 | 0                        | 45,364                   | 298,253                       | 298,253   |
| VC 40508.5  | 5150 8812 | 0                        | 0                        | 0                             | 0   |
| D.U.I. REVENUE  | 5150 8813 | 0                        | 0                        | 0                             | 0   |
| OTHER COURT FINES   | 5150 8821 | (3)                      | 90,727                   | 160,177                       | 160,177   |
| INTEREST EARNINGS   | 5150 8911 | 0                        | 0                        | 139,436                       | 139,436   |
| PRIOR YEAR REVENUE  | 5150 9009 | 74,666                   | 3,850                    | 0                             | 0   |
| STATE HEALTH ADMIN  | 5150 9081 | 503,120                  | 448,836                  | 448,846                       | 448,846   |
| OTHER STATE AID-HEALTH  | 5150 9132 | 1,187,426                | 1,462,658                | 1,475,739                     | 1,475,739   |
| STATE AID-OTHER   | 5150 9247 | 1,423,700                | 1,438,131                | 1,418,685                     | 1,418,685   |
| FEDERAL HEALTH ADMIN  | 5150 9281 | 4,791,555                | 4,827,194                | 4,956,689                     | 4,956,689   |
| FEDERAL AID - OTHER   | 5150 9351 | 411,768                  | 23,741                   | 0                             | 0   |
| OTHER INTERFUND CHARGES   | 5150 9412 | 0                        | 5,875                    | 0                             | 0   |
| HEALTH FEES   | 5150 9582 | 3,706                    | 25,397                   | 0                             | 0   |
| MENTAL HEALTH SERVICES  | 5150 9591 | 887                      | 0                        | 17,700                        | 17,700  |
| MENTAL HEALTH/MEDI-CAL  | 5150 9595 | 1,082,634                | 1,462,659                | 1,452,055                     | 1,452,055   |
| OTHER REVENUE - MISC  | 5150 9772 | 17,391                   | 1,181                    | 0                             | 0   |
| Total HCA-ALCOHOL/DRUG PROGRAMS                                   |           | <u>9,496,850</u>         | <u>9,835,613</u>         | <u>10,367,580</u>             | <u>10,367,580</u>                                       |
| <b>HCA-DRINKING DRIVER PROGRAM</b>                                |           |                          |                          |                               |   |
| STATE AID-OTHER   | 5160 9247 | 8,455                    | 38,239                   | 8,000                         | 8,000   |
| FEDERAL HEALTH ADMIN  | 5160 9281 | 0                        | 0                        | 0                             | 0   |
| MENTAL HEALTH SERVICES  | 5160 9591 | 3,617,668                | 3,805,060                | 4,230,166                     | 4,230,166   |
| Total HCA-DRINKING DRIVER PROGRAM                                 |           | <u>3,626,124</u>         | <u>3,843,299</u>         | <u>4,238,166</u>              | <u>4,238,166</u>  |
| <b>MENTAL HEALTH SERVICES ACT</b>                                 |           |                          |                          |                               |   |
| INTEREST EARNINGS   | 5180 8911 | 437,123                  | 543,597                  | 500,000                       | 500,000   |
| STATE AID-MENTAL HEALTH   | 5180 9111 | 196,431                  | 366,456                  | 340,000                       | 340,000   |
| ST AID-PUBLIC ASST 17601  | 5180 9112 | 0                        | 0                        | 0                             | 2,624,191   |
| STATE AID-OTHER   | 5180 9247 | 12,576,122               | 17,468,442               | 21,174,400                    | 21,174,400  |
| OTHER INTERFUND CHARGES   | 5180 9412 | 0                        | 300,624                  | 294,313                       | 294,313   |
| HEALTH FEES   | 5180 9582 | 724                      | 127                      | 0                             | 0   |
| MENTAL HEALTH/MEDI-CAL  | 5180 9595 | 805,272                  | 1,105,601                | 2,055,492                     | 2,780,625   |
| CONTRIBUTIONS-DONATIONS   | 5180 9791 | 3,975                    | 134,041                  | 55,000                        | 55,000  |
| CONTRIB FROM OTHER FUNDS  | 5180 9831 | 7,806,106                | 0                        | 0                             | 0   |
| Total MENTAL HEALTH SERVICES ACT                                  |           | <u>21,825,753</u>        | <u>19,918,887</u>        | <u>24,419,205</u>             | <u>27,768,529</u>                                       |
| Total HEALTH  |           | <u>145,487,056</u>       | <u>143,701,348</u>       | <u>153,392,136</u>            | <u>153,678,869</u>                                      |
| Total HEALTH & SANITATION   |           | <u>145,487,056</u>       | <u>143,701,348</u>       | <u>153,392,136</u>            | <u>153,678,869</u>                                      |
| <b>PUBLIC ASSISTANCE</b>  |           |                          |                          |                               |   |
| <b>ADMINISTRATION</b>   |           |                          |                          |                               |   |
| <b>HSA-PROGRAM OPERATIONS</b>                                     |           |                          |                          |                               |   |

**COUNTY OF VENTURA  
STATE OF CALIFORNIA  
SCHEDULE OF ADDITIONAL FINANCING SOURCES  
BY FUNCTION, ACTIVITY AND LINE ITEM  
FOR FISCAL YEAR 2009-10**

| BUDGET UNITS<br>(GROUPED BY FUNCTION, ACTIVITY, LINE ITEM)<br>(1) | ACTUAL<br>2007-08<br>(2) | ACTUAL<br>2008-09<br>(3) | RECOMMENDED<br>2009-10<br>(4) | ADOPTED<br>BY BOARD OF<br>SUPERVISORS<br>2009-10<br>(5) |
|---|--------------------------|--------------------------|-------------------------------|---|
| <b>PUBLIC ASSISTANCE</b>  |                          |                          |                               |   |
| <b>ADMINISTRATION</b>   |                          |                          |                               |   |
| <b>HSA-PROGRAM OPERATIONS</b>                                     |                          |                          |                               |   |
| STATE-PUBLIC ASSIST ADMIN   | 5300 9061                | 14,748,775               | 15,314,063                    | 17,000,000  |
| STATE AID - OTHER   | 5300 9074                | 2,862,650                | 2,203,004                     | 1,450,000   |
| STATE AID-CHILDREN  | 5300 9077                | 3,906,984                | 4,392,298                     | 0   |
| ST AID-PUBLIC ASST 17602  | 5300 9078                | 0                        | 0                             | 0   |
| STATE HEALTH ADMIN  | 5300 9081                | 14,662,663               | 16,891,921                    | 15,100,000  |
| STATE AID-VETERANS AFFRS  | 5300 9201                | 45,440                   | 76,995                        | 100,000   |
| STATE AID-OTHER   | 5300 9247                | 11,369                   | 24,848                        | 0   |
| FEDERAL PUBLIC ASSIST ADM   | 5300 9261                | 17,820,010               | 17,967,428                    | 50,000,000  |
| FEDERAL AID-CHILDREN  | 5300 9273                | 29,201,128               | 31,537,601                    | 0   |
| FEDERAL AID-OTHER   | 5300 9275                | 1,208,439                | 1,165,515                     | 1,450,000   |
| FEDERAL HEALTH ADMIN  | 5300 9281                | 15,052,316               | 16,502,273                    | 16,600,000  |
| FEDERAL AID - OTHER   | 5300 9351                | 0                        | 0                             | 0   |
| FEDERAL AID - HUD GRANT   | 5300 9354                | 126,103                  | 125,299                       | 100,000   |
| OTHER GOV'T AGENCIES  | 5300 9372                | 126,056                  | 191,352                       | 0   |
| ADOPTION FEES   | 5300 9625                | 15,664                   | 16,574                        | 0   |
| "ADOPTION FEES,STEP-PARENT"                                       | 5300 9626                | 24,728                   | 26,660                        | 0   |
| OTHER REVENUE - MISC  | 5300 9772                | 219,078                  | 802,263                       | 227,000   |
| <b>Total HSA-PROGRAM OPERATIONS</b>                               |                          | <b>100,031,404</b>       | <b>107,238,094</b>            | <b>102,027,000</b>                                      |
| <b>HSA-DIRECT RECIPIENT AID</b>                                   |                          |                          |                               |   |
| ST MTR VEH 17604 MATCH  | 5360 9035                | 0                        | 36,397                        | 0   |
| STATE-PUBLIC ASSIST ADMIN   | 5360 9061                | 3,832,796                | 4,063,307                     | 0   |
| STATE AID-CHILDREN  | 5360 9077                | 18,292,048               | 26,639,922                    | 0   |
| ST AID-PUBLIC ASST 17602  | 5360 9078                | 9,250,127                | 8,098,712                     | 0   |
| ST AID-ARRA FED PASS-THROUGH                                      | 5360 9255                | 0                        | (65,155)                      | 0   |
| FEDERAL PUBLIC ASSIST ADM   | 5360 9261                | 2,153,609                | 2,558,688                     | 0   |
| FEDERAL AID-CHILDREN  | 5360 9273                | 31,636,283               | 27,260,535                    | 0   |
| FEDERAL AID-OTHER   | 5360 9275                | 13,824                   | 16,991                        | 0   |
| FEDERAL AID-ARRA  | 5360 9357                | 0                        | 118,005                       | 0   |
| WELFARE REPAYMENT   | 5360 9751                | 408,151                  | 445,019                       | 0   |
| RECIPIENT REPAY/LOAN-SS1  | 5360 9752                | 0                        | 138,092                       | 0   |
| OTHER REVENUE - MISC  | 5360 9772                | 519,222                  | 438,364                       | 0   |
| <b>Total HSA-DIRECT RECIPIENT AID</b>                             |                          | <b>66,106,060</b>        | <b>69,748,876</b>             | <b>0</b>  |
| <b>DIRECT RECIPIENT AID</b>                                       |                          |                          |                               |   |
| STATE-MTR VEH IN-LIEU TX  | 5600 9031                | 0                        | 0                             | 0   |
| STATE-PUBLIC ASSIST ADMIN   | 5600 9061                | 0                        | 0                             | 20,280,000  |
| STATE AID-CHILDREN  | 5600 9077                | 0                        | 0                             | 8,790,000   |
| ST AID-PUBLIC ASST 17602  | 5600 9078                | 0                        | 0                             | 8,500,000   |
| FEDERAL PUBLIC ASSIST ADM   | 5600 9261                | 0                        | 0                             | 28,800,000  |
| FEDERAL AID-CHILDREN  | 5600 9273                | 0                        | 0                             | 6,380,000   |
| FEDERAL AID-OTHER   | 5600 9275                | 0                        | 0                             | 10,000  |
| WELFARE REPAYMENT   | 5600 9751                | 0                        | 0                             | 320,000   |
| RECIPIENT REPAY/LOAN-SS1  | 5600 9752                | 0                        | 0                             | 160,000   |
| OTHER REVENUE - MISC  | 5600 9772                | 0                        | 0                             | 270,000   |
| <b>Total DIRECT RECIPIENT AID</b>                                 |                          | <b>0</b>                 | <b>0</b>                      | <b>73,510,000</b>                                       |
| <b>Total ADMINISTRATION</b>                                       |                          | <b>166,137,464</b>       | <b>176,986,971</b>            | <b>175,537,000</b>                                      |

**COUNTY OF VENTURA  
STATE OF CALIFORNIA**  
**SCHEDULE OF ADDITIONAL FINANCING SOURCES  
BY FUNCTION, ACTIVITY AND LINE ITEM**  
FOR FISCAL YEAR 2009-10

| BUDGET UNITS<br>(GROUPED BY FUNCTION, ACTIVITY, LINE ITEM)<br>(1) |           | ACTUAL<br>2007-08<br>(2) | ACTUAL<br>2008-09<br>(3) | RECOMMENDED<br>2009-10<br>(4) | ADOPTED<br>BY BOARD OF<br>SUPERVISORS<br>2009-10<br>(5) |
|---|-----------|--------------------------|--------------------------|-------------------------------|---|
| <b>PUBLIC ASSISTANCE</b>  |           |                          |                          |                               |   |
| <b>OTHER ASSISTANCE</b>   |           |                          |                          |                               |   |
| <b>COMMUNITY DEV BLOCK GRANT</b>                                  |           |                          |                          |                               |   |
| FEDERAL AID - HUD GRANT   | 1560 9354 | 2,491,970                | 1,443,240                | 2,009,800                     | 2,009,800   |
| Total COMMUNITY DEV BLOCK GRANT                                   |           | 2,491,970                | 1,443,240                | 2,009,800                     | 2,009,800   |
| <b>EMERGENCY SHELTER GRANT</b>                                    |           |                          |                          |                               |   |
| FEDERAL AID - HUD GRANT   | 1590 9354 | 85,756                   | 98,708                   | 88,560                        | 88,560  |
| Total EMERGENCY SHELTER GRANT                                     |           | 85,756                   | 98,708                   | 88,560                        | 88,560  |
| <b>HOME GRANT PROGRAM</b>   |           |                          |                          |                               |   |
| FEDERAL AID - HUD GRANT   | 1615 9354 | 1,338,004                | 632,541                  | 898,207                       | 898,207   |
| Total HOME GRANT PROGRAM  |           | 1,338,004                | 632,541                  | 898,207                       | 898,207   |
| <b>REVOLVING LOAN PROGRAM</b>                                     |           |                          |                          |                               |   |
| INTEREST EARNINGS   | 1620 8911 | 42,601                   | 28,435                   | 25,300                        | 25,300  |
| INTEREST EARNINGS-LOAN  | 1620 8914 | 24,118                   | 20,725                   | 31,941                        | 31,941  |
| FEDERAL AID - OTHER   | 1620 9351 | 0                        | 0                        | 381,400                       | 381,400   |
| OTHER REVENUE - MISC  | 1620 9772 | 0                        | 5,000                    | 0                             | 0   |
| LOAN REPAYMENT REVENUE  | 1620 9793 | 51,272                   | 43,091                   | 69,184                        | 69,184  |
| Total REVOLVING LOAN PROGRAM                                      |           | 117,991                  | 97,251                   | 507,825                       | 507,825   |
| <b>CDBG-LOAN</b>  |           |                          |                          |                               |   |
| INTEREST EARNINGS-LOAN  | 1626 8914 | 6,750                    | 6,477                    | 6,187                         | 6,187   |
| LOAN REPAYMENT REVENUE  | 1626 9793 | 4,235                    | 4,508                    | 4,798                         | 4,798   |
| Total CDBG-LOAN   |           | 10,985                   | 10,985                   | 10,985                        | 10,985  |
| <b>WORKFORCE DEVELOPMENT DIVISION</b>                             |           |                          |                          |                               |   |
| INTEREST EARNINGS   | 2300 8911 | 4,246                    | 2,569                    | 2,000                         | 2,000   |
| FEDERAL AID - OTHER   | 2300 9351 | 5,856,114                | 6,821,401                | 6,900,074                     | 6,900,074   |
| FEDERAL AID-ARRA  | 2300 9357 | 0                        | 30,666                   | 0                             | 0   |
| Total WORKFORCE DEVELOPMENT DIVISION                              |           | 5,860,360                | 6,854,636                | 6,902,074                     | 6,902,074   |
| <b>TRANSITIONAL LIVING CENTER</b>                                 |           |                          |                          |                               |   |
| INTEREST EARNINGS   | 4630 8911 | 0                        | 456                      | 1,000                         | 1,000   |
| STATE AID - OTHER   | 4630 9074 | 15,614                   | 34,575                   | 0                             | 0   |
| FEDERAL AID - HUD GRANT   | 4630 9354 | 466,064                  | 538,290                  | 480,000                       | 480,000   |
| HEALTH CARE   | 4630 9653 | 1,494                    | 7,722                    | 5,000                         | 5,000   |
| OTHER REVENUE - MISC  | 4630 9772 | 69                       | 0                        | 10,000                        | 10,000  |
| CONTRIBUTIONS-DONATIONS   | 4630 9791 | 18,826                   | 0                        | 4,000                         | 4,000   |
| Total TRANSITIONAL LIVING CENTER                                  |           | 502,067                  | 581,043                  | 500,000                       | 500,000   |
| <b>DOMESTIC VIOLENCE</b>  |           |                          |                          |                               |   |
| OTHER   | 5570 8771 | 98,918                   | 102,782                  | 130,996                       | 130,996   |
| OTHER COURT FINES   | 5570 8821 | 97,923                   | 85,963                   | 119,952                       | 119,952   |
| INTEREST EARNINGS   | 5570 8911 | 13,419                   | 6,392                    | 5,014                         | 5,014   |
| Total DOMESTIC VIOLENCE   |           | 210,260                  | 195,138                  | 255,962                       | 255,962   |
| <b>IHSS PUBLIC AUTHORITY</b>                                      |           |                          |                          |                               |   |
| INTEREST EARNINGS   | 5580 8911 | 25,323                   | 18,710                   | 0                             | 0   |
| STATE AID - OTHER   | 5580 9074 | 838,459                  | 933,136                  | 998,346                       | 998,346   |
| ST AID-PUBLIC ASST 17602  | 5580 9078 | 2,913,629                | 2,473,954                | 2,600,000                     | 2,600,000   |
| FEDERAL AID-OTHER   | 5580 9275 | 2,439,591                | 2,286,274                | 3,475,000                     | 3,475,000   |
| OTHER REVENUE - MISC  | 5580 9772 | 0                        | 12,000                   | 0                             | 0   |
| CONTRIB FROM OTHER FUNDS  | 5580 9831 | 2,139,200                | 2,250,000                | 2,600,000                     | 2,600,000   |



**COUNTY OF VENTURA  
STATE OF CALIFORNIA  
SCHEDULE OF ADDITIONAL FINANCING SOURCES  
BY FUNCTION, ACTIVITY AND LINE ITEM  
FOR FISCAL YEAR 2009-10**

| BUDGET UNITS<br>(GROUPED BY FUNCTION, ACTIVITY, LINE ITEM)<br>(1) |           | ACTUAL<br>2007-08<br>(2) | ACTUAL<br>2008-09<br>(3) | RECOMMENDED<br>2009-10<br>(4) | ADOPTED<br>BY BOARD OF<br>SUPERVISORS<br>2009-10<br>(5) |
|---|-----------|--------------------------|--------------------------|-------------------------------|---|
| <b>PUBLIC ASSISTANCE</b>  |           |                          |                          |                               |   |
| <b>OTHER ASSISTANCE</b>   |           |                          |                          |                               |   |
| <b>IHSS PUBLIC AUTHORITY</b>                                      |           |                          |                          |                               |   |
| CONTRIB VLF REALIGNMENT   | 5580 9833 | 934,907                  | 884,409                  | 850,000                       | 850,000   |
| Total IHSS PUBLIC AUTHORITY                                       |           | 9,291,109                | 8,858,483                | 10,523,346                    | 10,523,346  |
| <b>AREA AGENCY ON AGING</b>                                       |           |                          |                          |                               |   |
| STATE AID FOR AGED  | 5700 9071 | 322,675                  | 472,088                  | 408,242                       | 408,242   |
| STATE AID-OTHER   | 5700 9247 | 353,286                  | 326,140                  | 307,382                       | 307,382   |
| FEDERAL AID-AGED  | 5700 9271 | 3,731,694                | 2,701,029                | 3,292,608                     | 3,292,608   |
| FEDERAL AID-OTHER   | 5700 9275 | 0                        | 0                        | 0                             | 0   |
| FEDERAL AID - OTHER   | 5700 9351 | 0                        | 0                        | 0                             | 0   |
| OTHER REVENUE - MISC  | 5700 9772 | 23,090                   | 28,661                   | 0                             | 0   |
| PRIOR YR REVENUE  | 5700 9799 | 76,304                   | 538,233                  | 0                             | 0   |
| Total AREA AGENCY ON AGING  |           | 4,507,049                | 4,066,150                | 4,008,232                     | 4,008,232   |
| Total OTHER ASSISTANCE  |           | 24,415,551               | 22,838,174               | 25,704,991                    | 25,704,991  |
| Total PUBLIC ASSISTANCE   |           | 190,553,015              | 199,825,144              | 201,241,991                   | 201,241,991   |
| <b>EDUCATION</b>  |           |                          |                          |                               |   |
| <b>LIBRARY SERVICES</b>   |           |                          |                          |                               |   |
| <b>VENTURA COUNTY LIBRARY</b>                                     |           |                          |                          |                               |   |
| PROPERTY TAXES-CURR SECUR   | 5810 8611 | 7,564,299                | 7,814,045                | 7,440,229                     | 7,440,229   |
| PROPERTY TAXES-CURR UNSEC   | 5810 8621 | 231,726                  | 227,432                  | 231,700                       | 231,700   |
| PROPERTY TAX-CURR SUPPL   | 5810 8627 | 277,733                  | 185,156                  | 277,700                       | 277,700   |
| PROPERTY TAXES-PRIOR UNSE   | 5810 8641 | 8,888                    | 7,816                    | 0                             | 0   |
| PROPERTY TAX-PRIOR SUPPL  | 5810 8647 | 30,207                   | 49,875                   | 0                             | 0   |
| PENALTIES/COSTS-DEL TAXES   | 5810 8841 | 5,445                    | 6,336                    | 0                             | 0   |
| INTEREST EARNINGS   | 5810 8911 | 191,709                  | 99,875                   | 46,300                        | 46,300  |
| RENTS AND CONCESSIONS   | 5810 8931 | 76,472                   | 76,469                   | 76,500                        | 76,500  |
| H/O PROP TAX RELIEF   | 5810 9211 | 87,844                   | 80,039                   | 87,800                        | 87,800  |
| IN-LIEU TAXES - OTHER   | 5810 9243 | 6                        | 0                        | 0                             | 0   |
| STATE AID-OTHER   | 5810 9247 | 303,345                  | 262,809                  | 260,000                       | 260,000   |
| FEDERAL IN-LIEU TAXES   | 5810 9341 | 53                       | 0                        | 0                             | 0   |
| FEDERAL AID - HUD GRANT   | 5810 9354 | 92,289                   | 90,000                   | 90,000                        | 90,000  |
| OTHER IN-LIEU TAXES   | 5810 9363 | 0                        | 6,040                    | 0                             | 0   |
| OTHER GOV'T AGENCIES  | 5810 9372 | 135,996                  | 579,816                  | 833,979                       | 833,979   |
| RDA PASS THROUGH  | 5810 9373 | 55,911                   | 81,329                   | 55,900                        | 55,900  |
| ASSESSMENT&TAX COLL FEES  | 5810 9421 | 0                        | 0                        | 0                             | 0   |
| SPECIAL ASSESSMENTS   | 5810 9424 | 35,139                   | 35,384                   | 35,000                        | 35,000  |
| LIBRARY SERVICES  | 5810 9681 | 269,092                  | 280,841                  | 269,000                       | 269,000   |
| COPY MACHINE CHARGS - ISF   | 5810 9708 | 9,859                    | 0                        | 9,850                         | 9,850   |
| OTHER REVENUE - MISC  | 5810 9772 | 0                        | 12,832                   | 0                             | 0   |
| CONTRIBUTIONS-DONATIONS   | 5810 9791 | 489,583                  | 344,987                  | 289,684                       | 289,684   |
| CONTRIB FROM OTHER FUNDS  | 5810 9831 | 650,000                  | 633,434                  | 617,110                       | 617,110   |
| Total VENTURA COUNTY LIBRARY                                      |           | 10,515,594               | 10,874,515               | 10,620,752                    | 10,620,752  |
| <b>GEORGE D. LYON BOOK FUND</b>                                   |           |                          |                          |                               |   |
| INTEREST EARNINGS   | 5895 8911 | 50,922                   | 33,434                   | 17,110                        | 17,110  |
| Total GEORGE D. LYON BOOK FUND                                    |           | 50,922                   | 33,434                   | 17,110                        | 17,110  |
| Total LIBRARY SERVICES  |           | 10,566,516               | 10,907,948               | 10,637,862                    | 10,637,862  |

**COUNTY OF VENTURA  
STATE OF CALIFORNIA  
SCHEDULE OF ADDITIONAL FINANCING SOURCES  
BY FUNCTION, ACTIVITY AND LINE ITEM  
FOR FISCAL YEAR 2009-10**

| BUDGET UNITS<br>(GROUPED BY FUNCTION, ACTIVITY, LINE ITEM)<br>(1) | ACTUAL<br>2007-08<br>(2) | ACTUAL<br>2008-09<br>(3) | RECOMMENDED<br>2009-10<br>(4) | ADOPTED<br>BY BOARD OF<br>SUPERVISORS<br>2009-10<br>(5) |
|---|--------------------------|--------------------------|-------------------------------|---|
| <b>EDUCATION</b>  |                          |                          |                               |   |
| <b>AGRICULTURAL EDUCATION</b>                                     |                          |                          |                               |   |
| <b>FARM ADVISOR</b>   |                          |                          |                               |   |
| GRAPHICS SERVICES - ISF   | 6000 9702                | 1,727                    | 3,499                         | 0   |
| TRANSPORTATION DIVISION   | 6000 9709                | 2,621                    | 4,131                         | 0   |
| OTHER REVENUE - MISC  | 6000 9772                | 1,287                    | 7,818                         | 10,600  |
| <b>Total FARM ADVISOR</b>   |                          | <u>5,635</u>             | <u>15,447</u>                 | <u>10,600</u>   |
| <b>Total AGRICULTURAL EDUCATION</b>                               |                          | <u>5,635</u>             | <u>15,447</u>                 | <u>10,600</u>   |
| <b>Total EDUCATION</b>  |                          | <u>10,572,151</u>        | <u>10,923,396</u>             | <u>10,648,462</u>                                       |
| <b>DEBT SERVICE</b>   |                          |                          |                               |   |
| <b>BOND INTEREST</b>  |                          |                          |                               |   |
| <b>DEBT SERVICE</b>   |                          |                          |                               |   |
| FORFEITURES AND PENALTIES   | 1075 8831                | 3,130,818                | 3,130,661                     | 3,030,233   |
| RENTS AND CONCESSIONS   | 1075 8931                | 0                        | 0                             | 0   |
| OTH GOVT AGENCIES-INDIRECT REV                                    | 1075 9374                | 1,039,287                | 950,508                       | 672,464   |
| OTHER REVENUE - MISC  | 1075 9772                | 0                        | 0                             | 0   |
| PREMIUM&ACCRUED INT-BOND  | 1075 9811                | 1,369,600                | 2,898,500                     | 2,800,000   |
| <b>Total DEBT SERVICE</b>   |                          | <u>5,539,705</u>         | <u>6,979,669</u>              | <u>6,502,697</u>  |
| <b>Total BOND INTEREST</b>  |                          | <u>5,539,705</u>         | <u>6,979,669</u>              | <u>6,502,697</u>  |
| <b>Total DEBT SERVICE</b>   |                          | <u>5,539,705</u>         | <u>6,979,669</u>              | <u>6,502,697</u>  |
| <b>TOTAL SPECIFIC FINANCING SOURCES</b>                           |                          | <u>978,081,678</u>       | <u>984,223,747</u>            | <u>988,071,701</u>                                      |

**ANALYSIS OF CURRENT PROPERTY TAXES AND ASSESSED VALUATION**

**FOR FISCAL YEAR 2009-10**

| COUNTY FUNDS<br><br>(1) | CURRENT SECURED PROPERTY TAXES                |                     |               |                      | CURRENT UNSECURED PROPERTY TAXES              |                     |               |                        |
|-------------------------|---|---------------------|---------------|----------------------|---|---------------------|---------------|------------------------|
|                         | APPORTIONMENT FROM COUNTYWIDE TAX RATE<br>(2) | VOTER APPROVED DEBT |               | TOTAL SECURED<br>(5) | APPORTIONMENT FROM COUNTYWIDE TAX RATE<br>(6) | VOTER APPROVED DEBT |               | TOTAL UNSECURED<br>(9) |
|                         |   | RATE<br>(3)         | AMOUNT<br>(4) |                      |   | RATE<br>(7)         | AMOUNT<br>(8) |                        |
| GENERAL FUND 0001       | 160,800,000                                   |                     |               | 160,800,000          | 5,500,000                                     |                     |               | 5,500,000              |
| VENTURA CO LIBR 1075    | 7,440,229                                     |                     |               | 7,440,229            | 231,700                                       |                     |               | 231,700                |
| <b>GRAND TOTALS</b>     | <b>168,240,229</b>                            |                     |               | <b>168,240,229</b>   | <b>5,731,700</b>                              |                     |               | <b>5,731,700</b>       |

**COUNTYWIDE TAX BASE**

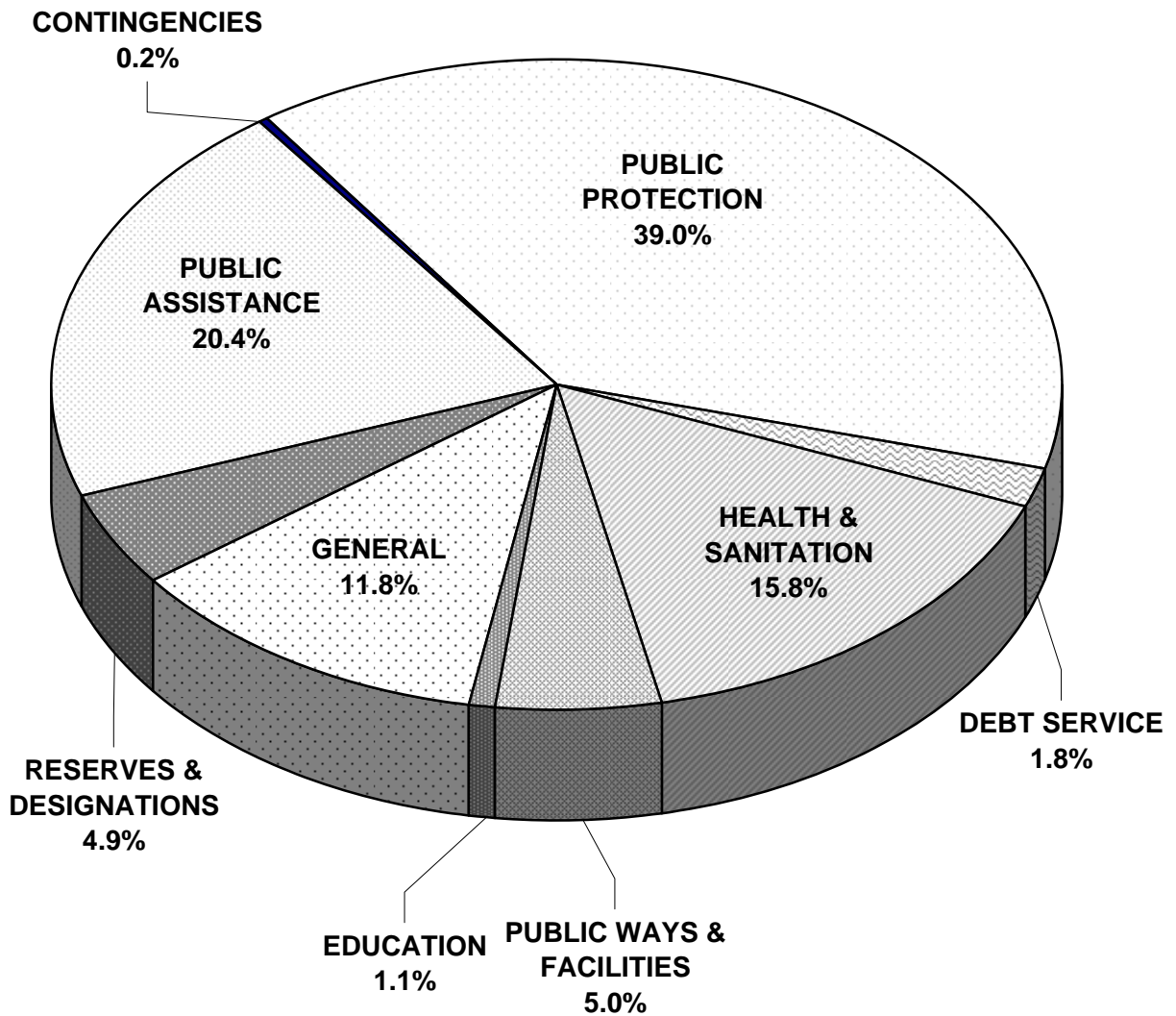
| (10)  | SECURED ROLL             |                        |                        | UNSECURED ROLL<br>(14) | TOTAL SECURED AND UNSECURED<br>(15) |
|---|--------------------------|------------------------|------------------------|------------------------|-------------------------------------|
|   | LOCALLY ASSESSED<br>(11) | STATE ASSESSED<br>(12) | TOTAL SECURED<br>(13)  |                        |                                     |
| LAND IMPROVEMENTS   | 48,461,553,330           | 266,743,685            | 48,728,297,015         | 346,710,478            | 49,075,007,493                      |
| PERSONAL PROPERTY   | 52,649,137,173           | 811,774,723            | 53,460,911,896         | 1,623,840,059          | 55,084,751,955                      |
|   | 983,916,946              | 218,771,811            | 1,202,688,757          | 2,716,018,203          | 3,918,706,960                       |
| <b>TOTAL GROSS ASSESSED VALUATION</b>                           | <b>102,094,607,449</b>   | <b>1,297,290,219</b>   | <b>103,391,897,668</b> | <b>4,686,568,740</b>   | <b>108,078,466,408</b>              |
| LESS EXEMPTIONS:  |                          |                        |                        |                        |                                     |
| HOMEOWNERS  | 986,951,938              | -                      | 986,951,938            | 1,995,300              | 988,947,238                         |
| OTHER   | 2,197,105,586            | -                      | 2,197,105,586          | 235,282,179            | 2,432,387,765                       |
| <b>TOTAL NET ASSESSED VALUATIONS</b>                            | <b>98,910,549,925</b>    | <b>1,297,290,219</b>   | <b>100,207,840,144</b> | <b>4,449,291,261</b>   | <b>104,657,131,405</b>              |
| LESS ALLOWANCE FOR:   |                          |                        |                        |                        |                                     |
| DELINQUENT-SECURED 6.24%/UNSECURED 7.60%                        | 6,172,018,315            |                        | 6,172,018,315          | 338,146,136            | 6,510,164,451                       |
| REDEVELOPMENT INCREMENTS  | 8,766,797,547            |                        | 8,766,797,547          | 953,389,058            | 9,720,186,605                       |
| <b>ADJUSTED VALUATION FOR ESTIMATED TAX REVENUE COMPUTATION</b> | <b>83,971,734,063</b>    | <b>1,297,290,219</b>   | <b>85,269,024,282</b>  | <b>3,157,756,067</b>   | <b>88,426,780,349</b>               |

# COUNTY OF VENTURA

## FINANCING REQUIREMENTS BY FUNCTION

### FISCAL YEAR 2009-10

\$1,050,207,658



**COUNTY OF VENTURA  
STATE OF CALIFORNIA  
SUMMARY OF COUNTY FINANCING  
REQUIREMENTS BY FUNCTION AND FUND**

FOR FISCAL YEAR 2009-10

| DESCRIPTION<br>(1)                       | ACTUAL<br>2007-08<br>(2) | ACTUAL<br>2008-09<br>(3) | ESTIMATES<br>RECOMMENDED<br>2009-10<br>(4) | ADOPTED<br>BY BOARD OF<br>SUPERVISORS<br>2009-10<br>(5) |
|--|--------------------------|--------------------------|--|---|
| <b>SUMMARIZATION BY FUNCTION:</b>        |                          |                          |  |   |
| GENERAL                                  | 145,951,019              | 113,689,875              | 123,804,415                                | 124,148,415   |
| PUBLIC PROTECTION                        | 417,154,109              | 421,704,455              | 408,656,400                                | 409,204,357   |
| PUBLIC WAYS AND FACILITIES               | 35,230,057               | 32,382,724               | 46,744,900                                 | 52,993,100  |
| HEALTH AND SANITATION                    | 151,098,819              | 154,848,647              | 164,373,794                                | 165,708,102   |
| PUBLIC ASSISTANCE                        | 201,073,954              | 204,348,884              | 214,197,083                                | 214,797,594   |
| EDUCATION                                | 12,106,148               | 11,841,418               | 11,250,067                                 | 11,230,567  |
| DEBT SERVICE                             | 16,811,711               | 15,877,854               | 18,585,936                                 | 18,585,936  |
| TOTAL SPECIFIC FINANCING USES            | <u>979,425,818</u>       | <u>954,693,857</u>       | <u>987,612,595</u>                         | <u>996,668,071</u>                                      |
| APPROPRIATION FOR CONTINGENCIES          | 0                        | 0                        | 2,808,663                                  | 2,601,925   |
| PROVISIONS FOR RESERVES AND DESIGNATIONS |                          |                          | <u>32,631,936</u>                          | <u>50,937,662</u>                                       |
| TOTAL FINANCING REQUIREMENTS             | <u>979,425,818</u>       | <u>954,693,857</u>       | <u>1,023,053,194</u>                       | <u>1,050,207,658</u>                                    |
| <b>REANALYSIS BY FUNDS:</b>              |                          |                          |  |   |
| GENERAL FUND                             | 868,699,057              | 854,388,875              | 881,802,123                                | 895,445,943   |
| POB DEBT SERVICE                         | 12,718,077               | 0                        | 0  | 0   |
| ROAD FUND                                | 35,230,057               | 32,382,724               | 52,810,000                                 | 58,688,900  |
| DEPARTMENT OF HUD                        | 2,577,726                | 1,541,948                | 2,098,360                                  | 2,098,360   |
| HOME GRANT                               | 1,338,004                | 632,541                  | 898,207                                    | 898,207   |
| SHERIFF INMATE                           | 2,174,207                | 2,148,862                | 2,687,220                                  | 2,755,320   |
| VC DEPT CHILD SUPPORT SERVICES           | 20,731,643               | 19,760,392               | 20,665,412                                 | 20,665,412  |
| VENTURA COUNTY LIBRARY                   | 11,359,934               | 11,129,928               | 10,770,752                                 | 12,982,691  |
| REVOLVING LOAN FUND                      | 47,715                   | 324,696                  | 1,253,188                                  | 1,266,191   |
| EDA/CDBG REVOLVING LOAN FUND             | 6,420                    | 6,477                    | 165,983                                    | 165,983   |
| FISH AND GAME                            | 80,859                   | 85,729                   | 98,600                                     | 98,600  |
| DOMESTIC VIOLENCE PROGRAM                | 317,070                  | 227,564                  | 255,962                                    | 255,962   |
| SPAY/NEUTER PROGRAM                      | 12,571                   | 13,884                   | 94,920                                     | 115,933   |
| WORKFORCE DEVELOPMENT DIVISION           | 6,049,232                | 6,711,455                | 6,902,074                                  | 6,902,074   |
| MENTAL HEALTH SERVICES ACT               | 7,783,983                | 13,698,176               | 29,213,037                                 | 34,318,230  |
| STORMWATER UNINCORPORATED                | 672,233                  | 944,396                  | 2,088,300                                  | 2,300,796   |
| IHSS PUBLIC AUTHORITY                    | 9,366,835                | 9,276,942                | 10,523,346                                 | 10,523,346  |
| GEORGE D. LYON BOOK FUND                 | 50,000                   | 33,434                   | 23,110                                     | 23,110  |
| JUVENILE JUSTICE COMPLEX                 | 29,383                   | 40,773                   | 373,500                                    | 373,500   |
| COURTS JUV JUSTICE                       | 51,953                   | 396                      | 255,500                                    | 255,500   |
| SANTA ROSA ASSESSMENT DIST               | 128,861                  | 1,344,664                | 73,600                                     | 73,600  |
| TOTAL FINANCING REQUIREMENTS             | <u>979,425,818</u>       | <u>954,693,857</u>       | <u>1,023,053,194</u>                       | <u>1,050,207,658</u>                                    |

**COUNTY OF VENTURA  
STATE OF CALIFORNIA  
SUMMARY OF COUNTY FINANCING REQUIREMENTS  
FOR FISCAL YEAR 2009-10**

| DESCRIPTION<br>(1)                          | ACTUAL<br>2007-08<br>(2) | ACTUAL<br>2008-09<br>(3) | RECOMMENDED<br>2009-10<br>(4) | ADOPTED<br>BY BOARD OF<br>SUPERVISORS<br>2009-10<br>(5) |
|---|--------------------------|--------------------------|-------------------------------|---|
| TOTAL SPECIFIC FINANCING USES               | 979,425,818              | 954,693,857              | 987,612,595                   | 996,668,071   |
| <b>APPROPRIATIONS FOR CONTINGENCIES</b>     |                          |                          |                               |   |
| GENERAL FUND                                |                          |                          | 2,000,000                     | 1,249,489   |
| POB DEBT SERVICE                            |                          |                          | 0                             | 0   |
| ROAD FUND                                   |                          |                          | 369,300                       | 0   |
| DEPARTMENT OF HUD                           |                          |                          | 0                             | 0   |
| HOME GRANT                                  |                          |                          | 0                             | 0   |
| SHERIFF INMATE                              |                          |                          | 0                             | 68,100  |
| VC DEPT CHILD SUPPORT SERVICES              |                          |                          | 0                             | 0   |
| VENTURA COUNTY LIBRARY                      |                          | 0                        | 75,000                        | 94,500  |
| REVOLVING LOAN FUND                         |                          |                          | 149,487                       | 162,490   |
| EDA/CDBG REVOLVING LOAN FUND                |                          |                          | 20,696                        | 20,696  |
| FISH AND GAME                               |                          | 0                        | 0                             | 0   |
| DOMESTIC VIOLENCE PROGRAM                   |                          | 0                        | 0                             | 0   |
| SPAY/NEUTER PROGRAM                         |                          | 0                        | 12,380                        | 12,381  |
| WORKFORCE DEVELOPMENT DIVISION              |                          |                          | 0                             | 0   |
| MENTAL HEALTH SERVICES ACT                  |                          |                          | 0                             | 708,294   |
| STORMWATER UNINCORPORATED                   |                          |                          | 181,800                       | 285,975   |
| IHSS PUBLIC AUTHORITY                       |                          |                          | 0                             | 0   |
| GEORGE D. LYON BOOK FUND                    |                          | 0                        | 0                             | 0   |
| JUVENILE JUSTICE COMPLEX                    |                          |                          | 0                             | 0   |
| COURTS JUV JUSTICE                          |                          |                          | 0                             | 0   |
| SANTA ROSA ASSESSMENT DIST                  |                          |                          | 0                             | 0   |
| SUBTOTAL - TOTAL FINANCING USES             | <u>979,425,818</u>       | <u>954,693,857</u>       | <u>990,421,258</u>            | <u>999,269,996</u>                                      |
| <b>PROVISIONS FOR RESERVES/DESIGNATIONS</b> |                          |                          |                               |   |
| GENERAL FUND                                |                          |                          | 16,400,000                    | 32,364,454  |
| POB DEBT SERVICE                            |                          |                          | 0                             | 0   |
| ROAD FUND                                   |                          |                          | 5,695,800                     | 5,695,800   |
| DEPARTMENT OF HUD                           |                          |                          | 0                             | 0   |
| HOME GRANT                                  |                          |                          | 0                             | 0   |
| SHERIFF INMATE                              |                          |                          | 202,897                       | 202,897   |
| VC DEPT CHILD SUPPORT SERVICES              |                          |                          | 0                             | 0   |
| VENTURA COUNTY LIBRARY                      |                          |                          | 150,000                       | 2,361,939   |
| REVOLVING LOAN FUND                         |                          |                          | 0                             | 0   |
| EDA/CDBG REVOLVING LOAN FUND                |                          |                          | 0                             | 0   |
| FISH AND GAME                               |                          |                          | 20,600                        | 20,600  |
| DOMESTIC VIOLENCE PROGRAM                   |                          |                          | 0                             | 0   |
| SPAY/NEUTER PROGRAM                         |                          |                          | 0                             | 21,012  |
| WORKFORCE DEVELOPMENT DIVISION              |                          |                          | 0                             | 0   |
| MENTAL HEALTH SERVICES ACT                  |                          |                          | 10,156,639                    | 10,156,639  |
| STORMWATER UNINCORPORATED                   |                          |                          | 0                             | 108,321   |
| IHSS PUBLIC AUTHORITY                       |                          |                          | 0                             | 0   |
| GEORGE D. LYON BOOK FUND                    |                          |                          | 6,000                         | 6,000   |
| JUVENILE JUSTICE COMPLEX                    |                          |                          | 0                             | 0   |
| COURTS JUV JUSTICE                          |                          |                          | 0                             | 0   |
| SANTA ROSA ASSESSMENT DIST                  |                          |                          | 0                             | 0   |
| TOTAL FINANCING REQUIREMENTS                | <u>979,425,818</u>       | <u>954,693,857</u>       | <u>1,023,053,194</u>          | <u>1,050,207,658</u>                                    |

SCHEDULE OF COUNTY SPECIFIC FINANCING USES BY FUNCTION AND ACTIVITY

FOR FISCAL YEAR 2009-10

| BUDGET UNITS<br>(GROUPED BY FUNCTION AND ACTIVITY)<br>(1) | ACTUAL<br>2007-08<br>(2) | ACTUAL<br>2008-09<br>(3) | RECOMMENDED<br>2009-10<br>(4) | ADOPTED<br>BY BOARD OF<br>SUPERVISORS<br>2009-10<br>(5) |
|---|--------------------------|--------------------------|-------------------------------|---|
| <b>GENERAL</b>  |                          |                          |                               |   |
| <b>LEGISLATIVE/ADMINISTRATIVE</b>                         |                          |                          |                               |   |
| SPECIAL ACCOUNTS & CONTRIBS                               | 50,017,390               | 39,856,242               | 51,685,123                    | 51,685,123  |
| CEO-VARIOUS GRANTS  | 1,702,233                | 314,496                  | 1,422,000                     | 1,422,000   |
| COUNTY EXECUTIVE OFFICE                                   | 13,400,419               | 13,727,573               | 13,678,981                    | 13,678,981  |
| TOBACCO SETTLEMENT PROGRAM                                | 4,774,451                | 4,478,455                | 4,218,400                     | 4,312,400   |
| BOARD OF SUPERVISORS                                      | 3,381,586                | 3,439,602                | 3,606,695                     | 3,606,695   |
| Total LEGISLATIVE/ADMINISTRATIVE                          | 73,276,079               | 61,816,369               | 74,611,199                    | 74,705,199  |
| <b>FINANCE</b>  |                          |                          |                               |   |
| HR/PAYROLL SYSTEM PROJ                                    | 0                        | 0                        | 0                             | 0   |
| ASSESSOR  | 13,489,982               | 13,846,572               | 13,272,834                    | 13,272,834  |
| AUDITOR-CONTROLLER  | 11,316,003               | 11,598,469               | 11,327,935                    | 11,327,935  |
| TREASURER-TAX COLLECTOR                                   | 4,416,212                | 4,789,908                | 4,550,606                     | 4,800,606   |
| Total FINANCE   | 29,222,197               | 30,234,949               | 29,151,375                    | 29,401,375  |
| <b>COUNTY COUNSEL</b>                                     |                          |                          |                               |   |
| COUNTY COUNSEL  | 5,450,342                | 5,560,212                | 4,965,791                     | 4,965,791   |
| Total COUNTY COUNSEL                                      | 5,450,342                | 5,560,212                | 4,965,791                     | 4,965,791   |
| <b>PERSONNEL</b>  |                          |                          |                               |   |
| HUMAN RESOURCES   | 0                        | 0                        | 0                             | 0   |
| CIVIL SERVICE COMMISSION                                  | 122,523                  | 104,377                  | 105,796                       | 105,796   |
| Total PERSONNEL   | 122,523                  | 104,377                  | 105,796                       | 105,796   |
| <b>ELECTIONS</b>  |                          |                          |                               |   |
| ELECTIONS DIVISION  | 4,657,181                | 4,834,531                | 3,800,217                     | 3,800,217   |
| Total ELECTIONS   | 4,657,181                | 4,834,531                | 3,800,217                     | 3,800,217   |
| <b>PLANT ACQUISITION</b>                                  |                          |                          |                               |   |
| CAPITAL PROJECTS  | 11,083,015               | 548,513                  | 690,000                       | 690,000   |
| JUVENILE JUSTICE COMPLEX                                  | 29,383                   | 40,773                   | 373,500                       | 373,500   |
| COURTS JUV JUSTICE  | 51,953                   | 396                      | 255,500                       | 255,500   |
| SANTA ROSA ROAD ASSESSMENT DIST                           | 128,861                  | 1,344,664                | 73,600                        | 73,600  |
| Total PLANT ACQUISITION                                   | 11,293,212               | 1,934,346                | 1,392,600                     | 1,392,600   |
| <b>OTHER GENERAL</b>                                      |                          |                          |                               |   |
| POB DEBT SERVICE  | 12,718,077               | 0                        | 0                             | 0   |
| PWA-GENERAL FUND SERVICES                                 | 2,314,049                | 2,087,437                | 2,277,437                     | 2,277,437   |
| REQUIRED MAINTENANCE                                      | 6,897,361                | 7,117,654                | 7,500,000                     | 7,500,000   |
| Total OTHER GENERAL                                       | 21,929,486               | 9,205,092                | 9,777,437                     | 9,777,437   |
| Total GENERAL   | 145,951,019              | 113,689,875              | 123,804,415                   | 124,148,415   |
| <b>PUBLIC PROTECTION</b>                                  |                          |                          |                               |   |
| <b>JUDICIAL</b>   |                          |                          |                               |   |
| DISTRICT ATTORNEY   | 36,806,191               | 37,338,968               | 36,130,114                    | 36,130,114  |
| PUBLIC DEFENDER   | 14,609,948               | 14,672,726               | 13,727,815                    | 13,727,815  |
| TRIAL COURT FUNDING                                       | 22,746,186               | 22,958,935               | 24,000,000                    | 24,000,000  |
| INDIGENT LEGAL SERVICES                                   | 2,242,488                | 2,239,831                | 2,486,568                     | 2,486,568   |
| GRAND JURY  | 343,227                  | 375,013                  | 367,063                       | 367,063   |
| Total JUDICIAL  | 76,748,039               | 77,585,474               | 76,711,560                    | 76,711,560  |

SCHEDULE OF COUNTY SPECIFIC FINANCING USES BY FUNCTION AND ACTIVITY

FOR FISCAL YEAR 2009-10

| BUDGET UNITS<br>(GROUPED BY FUNCTION AND ACTIVITY)<br>(1) | ACTUAL<br>2007-08<br>(2) | ACTUAL<br>2008-09<br>(3) | RECOMMENDED<br>2009-10<br>(4) | ADOPTED<br>BY BOARD OF<br>SUPERVISORS<br>2009-10<br>(5) |
|---|--------------------------|--------------------------|-------------------------------|---|
| <b>PUBLIC PROTECTION</b>                                  |                          |                          |                               |   |
| <b>POLICE PROTECTION</b>                                  |                          |                          |                               |   |
| SHERIFF-POLICE SERVICES                                   | 139,684,968              | 140,320,689              | 132,357,698                   | 132,655,655   |
| Total POLICE PROTECTION                                   | 139,684,968              | 140,320,689              | 132,357,698                   | 132,655,655   |
| <b>DETENTION &amp; CORRECTION</b>                         |                          |                          |                               |   |
| SHERIFF-DETENTION SERVICE                                 | 86,366,097               | 87,818,229               | 83,366,217                    | 83,366,217  |
| SHERIFF-INMATE WELFARE                                    | 1,016,463                | 1,021,228                | 1,116,527                     | 1,116,527   |
| SHERIFF-INMATE COMMISSARY                                 | 1,157,744                | 1,127,634                | 1,367,796                     | 1,367,796   |
| VENTURA COUNTY PROBATION AGENCY                           | 61,075,341               | 62,274,809               | 60,964,626                    | 60,964,626  |
| Total DETENTION & CORRECTION                              | 149,615,646              | 152,241,899              | 146,815,166                   | 146,815,166   |
| <b>FLOOD CONTROL &amp; WTR CONSV</b>                      |                          |                          |                               |   |
| STORMWATER-UNINCORPORATED                                 | 672,233                  | 944,396                  | 1,906,500                     | 1,906,500   |
| Total FLOOD CONTROL & WTR CONSV                           | 672,233                  | 944,396                  | 1,906,500                     | 1,906,500   |
| <b>PROTECTIVE INSPECTION</b>                              |                          |                          |                               |   |
| AGRICULTURAL COMMISSIONER                                 | 3,306,354                | 3,616,096                | 4,191,696                     | 4,191,696   |
| RMA-BUILDING & SAFETY                                     | 3,206,929                | 3,234,156                | 2,715,769                     | 2,715,769   |
| RMA-WEIGHTS & MEASURES                                    | 736,394                  | 862,232                  | 0                             | 0   |
| RMA-ENFORCEMENT   | 0                        | 0                        | 1,973,366                     | 2,073,366   |
| INTEGRATED WASTE MANAGEMENT DIVI                          | 1,928,675                | 1,814,559                | 2,100,151                     | 2,100,151   |
| Total PROTECTIVE INSPECTION                               | 9,178,351                | 9,527,043                | 10,980,982                    | 11,080,982  |
| <b>OTHER PROTECTION</b>                                   |                          |                          |                               |   |
| PUBLIC ADMINIS/PUBLIC GUARDIAN                            | 1,008,208                | 1,072,176                | 1,045,700                     | 1,045,700   |
| COUNTY CLERK  | 0                        | 0                        | 0                             | 0   |
| RECORDERS OFFICE  | 0                        | 0                        | 0                             | 0   |
| COUNTY CLERK AND RECORDER                                 | 4,223,116                | 5,024,578                | 4,299,503                     | 4,299,503   |
| ANIMAL REGULATION   | 4,866,386                | 4,853,373                | 4,692,633                     | 4,692,633   |
| SPAY/NEUTER PROGRAM                                       | 12,571                   | 13,884                   | 82,540                        | 82,540  |
| RMA-PLANNING DEPARTMENT                                   | 4,712,803                | 5,046,597                | 4,384,381                     | 4,471,330   |
| RMA-OPERATIONS  | 3,785,010                | 3,367,125                | 2,867,625                     | 2,930,676   |
| HCA-MEDICAL EXAMINER                                      | 1,834,277                | 1,861,099                | 1,768,700                     | 1,768,700   |
| VC DEPT CHILD SUPPORT SERVICES                            | 20,731,643               | 19,760,392               | 20,665,412                    | 20,665,412  |
| FISH & GAME   | 80,859                   | 85,729                   | 78,000                        | 78,000  |
| Total OTHER PROTECTION                                    | 41,254,872               | 41,084,953               | 39,884,494                    | 40,034,494  |
| Total PUBLIC PROTECTION                                   | 417,154,109              | 421,704,455              | 408,656,400                   | 409,204,357   |
| <b>PUBLIC WAYS &amp; FACILITIES</b>                       |                          |                          |                               |   |
| <b>PUBLIC WAYS</b>  |                          |                          |                               |   |
| PW ROAD FUND-GENERAL                                      | 35,230,057               | 32,382,724               | 46,744,900                    | 52,993,100  |
| Total PUBLIC WAYS   | 35,230,057               | 32,382,724               | 46,744,900                    | 52,993,100  |
| Total PUBLIC WAYS & FACILITIES                            | 35,230,057               | 32,382,724               | 46,744,900                    | 52,993,100  |
| <b>HEALTH &amp; SANITATION</b>                            |                          |                          |                               |   |
| <b>HEALTH</b>   |                          |                          |                               |   |
| ENVIRONMENTAL HEALTH DEPT                                 | 8,113,624                | 8,876,939                | 9,315,668                     | 9,457,724   |
| HCA-ADMIN & SUPPORT SERVICES                              | 12,553,675               | 12,655,079               | 13,376,277                    | 13,376,277  |
| HCA-AB75 ADMIN/CLEARING                                   | 511,698                  | 323,301                  | 316,857                       | 316,857   |



SCHEDULE OF COUNTY SPECIFIC FINANCING USES BY FUNCTION AND ACTIVITY

FOR FISCAL YEAR 2009-10

| BUDGET UNITS<br>(GROUPED BY FUNCTION AND ACTIVITY)<br>(1) | ACTUAL<br>2007-08<br>(2) | ACTUAL<br>2008-09<br>(3) | RECOMMENDED<br>2009-10<br>(4) | ADOPTED<br>BY BOARD OF<br>SUPERVISORS<br>2009-10<br>(5) |
|---|--------------------------|--------------------------|-------------------------------|---|
| <b>HEALTH &amp; SANITATION</b>                            |                          |                          |                               |   |
| <b>HEALTH</b>   |                          |                          |                               |   |
| HCA-HLTH CARE COVERAGE INITIATIVE                         | 0                        | 1,350,053                | 1,497,127                     | 1,497,127   |
| HCA-EMERGENCY MEDICAL SERVICES                            | 2,424,754                | 2,552,040                | 2,680,295                     | 2,680,295   |
| HCA-PUBLIC HEALTH   | 22,345,047               | 22,305,478               | 22,325,630                    | 22,421,349  |
| HCA-WOMEN/INFANT/CHILDREN                                 | 3,121,160                | 3,706,526                | 4,522,753                     | 4,571,711   |
| HCA-CHILDREN'S MEDICAL SERVICES                           | 8,096,031                | 8,133,416                | 8,504,075                     | 8,504,075   |
| HCA-MENTAL HEALTH   | 72,545,483               | 67,026,594               | 67,826,725                    | 64,477,401  |
| HCA-ALCOHOL/DRUG PROGRAMS                                 | 9,941,522                | 10,286,440               | 10,713,823                    | 10,713,823  |
| HCA-DRINKING DRIVER PROGRAM                               | 3,661,841                | 3,934,604                | 4,238,166                     | 4,238,166   |
| MENTAL HEALTH SERVICES ACT                                | 7,783,983                | 13,698,176               | 19,056,398                    | 23,453,297  |
| Total HEALTH  | 151,098,819              | 154,848,647              | 164,373,794                   | 165,708,102   |
| Total HEALTH & SANITATION                                 | 151,098,819              | 154,848,647              | 164,373,794                   | 165,708,102   |
| <b>PUBLIC ASSISTANCE</b>                                  |                          |                          |                               |   |
| <b>ADMINISTRATION</b>                                     |                          |                          |                               |   |
| HSA-PROGRAM OPERATIONS                                    | 107,809,480              | 106,825,641              | 109,625,101                   | 109,625,101   |
| HSA-DIRECT RECIPIENT AID                                  | 67,616,608               | 72,518,258               | 0                             | 0   |
| DIRECT RECIPIENT AID                                      | 0                        | 0                        | 76,800,000                    | 76,800,000  |
| Total ADMINISTRATION                                      | 175,426,088              | 179,343,899              | 186,425,101                   | 186,425,101   |
| <b>OTHER ASSISTANCE</b>                                   |                          |                          |                               |   |
| COMMUNITY DEV BLOCK GRANT                                 | 2,491,970                | 1,443,240                | 2,009,800                     | 2,009,800   |
| EMERGENCY SHELTER GRANT                                   | 85,756                   | 98,708                   | 88,560                        | 88,560  |
| HOME GRANT PROGRAM  | 1,338,004                | 632,541                  | 898,207                       | 898,207   |
| REVOLVING LOAN PROGRAM                                    | 47,715                   | 324,696                  | 1,103,701                     | 1,103,701   |
| CDBG-LOAN   | 6,420                    | 6,477                    | 145,287                       | 145,287   |
| WORKFORCE DEVELOPMENT DIVISION                            | 6,049,232                | 6,711,455                | 6,902,074                     | 6,902,074   |
| TRANSITIONAL LIVING CENTER                                | 1,496,190                | 1,681,459                | 1,490,570                     | 2,091,081   |
| DOMESTIC VIOLENCE   | 317,070                  | 227,564                  | 255,962                       | 255,962   |
| IHSS PUBLIC AUTHORITY                                     | 9,366,835                | 9,276,942                | 10,523,346                    | 10,523,346  |
| AREA AGENCY ON AGING                                      | 4,448,677                | 4,601,904                | 4,354,475                     | 4,354,475   |
| Total OTHER ASSISTANCE                                    | 25,647,866               | 25,004,986               | 27,771,982                    | 28,372,493  |
| Total PUBLIC ASSISTANCE                                   | 201,073,954              | 204,348,884              | 214,197,083                   | 214,797,594   |
| <b>EDUCATION</b>  |                          |                          |                               |   |
| <b>LIBRARY SERVICES</b>                                   |                          |                          |                               |   |
| VENTURA COUNTY LIBRARY ADMIN                              | 205,964                  | 206,547                  | 220,000                       | 220,000   |
| VENTURA COUNTY LIBRARY                                    | 11,359,934               | 11,129,928               | 10,545,752                    | 10,526,252  |
| GEORGE D. LYON BOOK FUND                                  | 50,000                   | 33,434                   | 17,110                        | 17,110  |
| Total LIBRARY SERVICES                                    | 11,615,899               | 11,369,908               | 10,782,862                    | 10,763,362  |
| <b>AGRICULTURAL EDUCATION</b>                             |                          |                          |                               |   |
| FARM ADVISOR  | 490,249                  | 471,510                  | 467,205                       | 467,205   |
| Total AGRICULTURAL EDUCATION                              | 490,249                  | 471,510                  | 467,205                       | 467,205   |
| Total EDUCATION   | 12,106,148               | 11,841,418               | 11,250,067                    | 11,230,567  |
| <b>DEBT SERVICE</b>                                       |                          |                          |                               |   |
| <b>BOND INTEREST</b>                                      |                          |                          |                               |   |

**SCHEDULE OF COUNTY SPECIFIC FINANCING USES BY FUNCTION AND ACTIVITY**

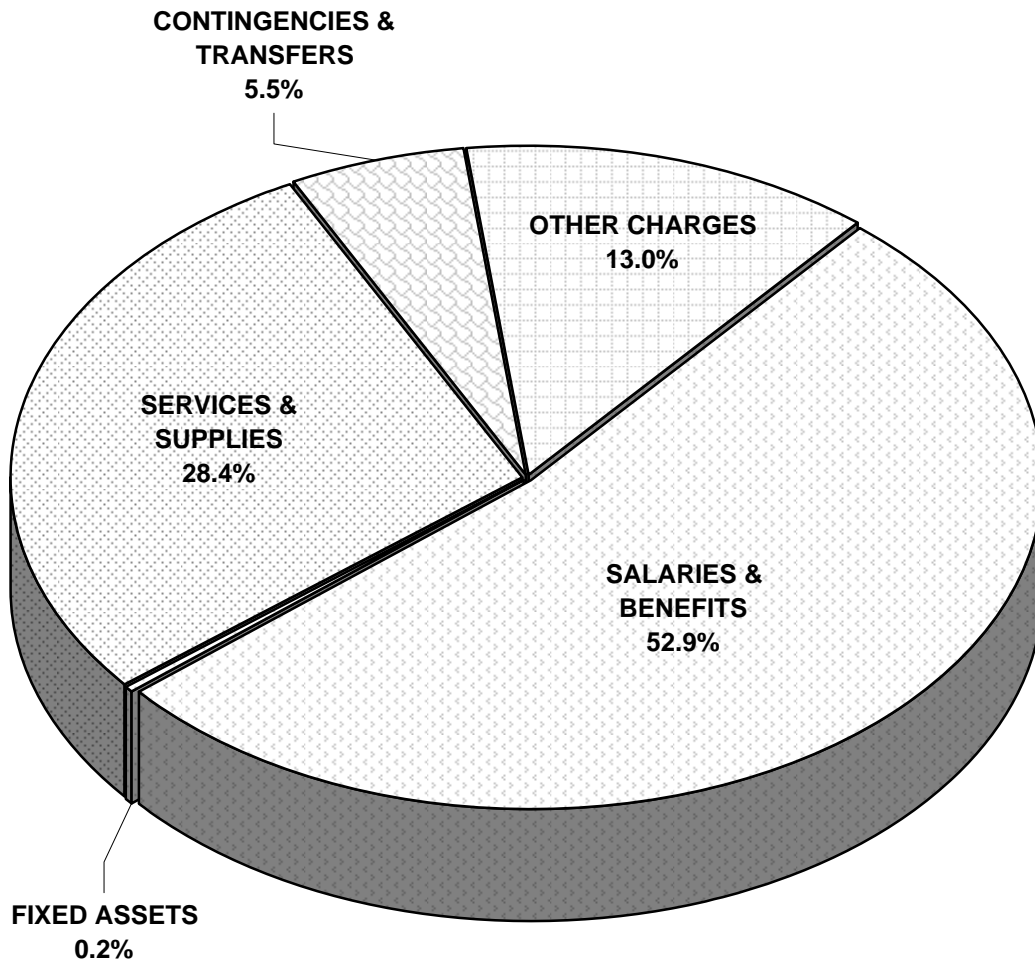
FOR FISCAL YEAR 2009-10

| BUDGET UNITS<br>(GROUPED BY FUNCTION AND ACTIVITY)<br>(1) | ACTUAL<br>2007-08<br>(2) | ACTUAL<br>2008-09<br>(3) | RECOMMENDED<br>2009-10<br>(4) | ADOPTED<br>BY BOARD OF<br>SUPERVISORS<br>2009-10<br>(5) |
|---|--------------------------|--------------------------|-------------------------------|---|
| DEBT SERVICE  |                          |                          |                               |   |
| BOND INTEREST   |                          |                          |                               |   |
| DEBT SERVICE  | 16,811,711               | 15,877,854               | 18,585,936                    | 18,585,936  |
| Total BOND INTEREST                                       | <u>16,811,711</u>        | <u>15,877,854</u>        | <u>18,585,936</u>             | <u>18,585,936</u>                                       |
| Total DEBT SERVICE  | <u>16,811,711</u>        | <u>15,877,854</u>        | <u>18,585,936</u>             | <u>18,585,936</u>                                       |
| Total Specific Financing Uses                             | <u>979,425,818</u>       | <u>954,693,857</u>       | <u>987,612,595</u>            | <u>996,668,071</u>                                      |



**COUNTY OF VENTURA**  
**SUMMARY OF BUDGET REQUIREMENTS**  
**FISCAL YEAR 2009-10**

\$999,269,996



Includes governmental funds only

Source: Schedule 8B

**COUNTY OF VENTURA  
STATE OF CALIFORNIA  
SUMMARY OF COUNTY BUDGET REQUIREMENTS  
BY OBJECT  
FOR FISCAL YEAR 2009-10**

| DESCRIPTION<br>(1)          | SALARIES AND<br>EMPLOYEE<br>BENEFITS<br>(2) | SERVICES<br>AND<br>SUPPLIES<br>(3) | OTHER<br>CHARGES<br>(4) | FIXED<br>ASSETS<br>(5) | TRANSFERS<br>OUT AND<br>CONTINGENCIES<br>(6) | NET<br>TOTAL<br>(7) |
|-----------------------------|---|------------------------------------|-------------------------|------------------------|--|---------------------|
| <b>SUMMARY BY FUNCTION:</b> |   |                                    |                         |                        |  |                     |
| GENERAL                     | 51,735,012                                  | 32,087,781                         | 613,493                 | 1,197,000              | 39,764,618                                   | 125,397,904         |
| PUBLIC PROTECTION           | 299,701,703                                 | 90,177,202                         | 18,791,852              | 458,600                | 441,456                                      | 409,570,813         |
| PUBLIC WAYS AND FACILITIES  | 0   | 51,469,100                         | 650,000                 | 0                      | 874,000                                      | 52,993,100          |
| HEALTH AND SANITATION       | 88,685,258                                  | 60,923,427                         | 4,456,173               | 144,000                | 12,207,538                                   | 166,416,396         |
| PUBLIC ASSISTANCE           | 80,828,264                                  | 46,112,229                         | 86,490,000              | 200,000                | 1,350,287                                    | 214,980,780         |
| EDUCATION                   | 7,159,727                                   | 3,973,665                          | 0                       | 80,065                 | 111,610                                      | 11,325,067          |
| DEBT SERVICE                | 0   | (633,630)                          | 19,219,566              | 0                      | 0  | 18,585,936          |
| TOTAL SPECIFIC EXPENDITURES | <u>528,109,964</u>                          | <u>284,109,774</u>                 | <u>130,221,084</u>      | <u>2,079,665</u>       | <u>54,749,509</u>                            | <u>999,269,996</u>  |

**SUMMARY BY FUND:**

|                                 |                    |                    |                    |                  |                   |                    |
|---------------------------------|--------------------|--------------------|--------------------|------------------|-------------------|--------------------|
| GENERAL FUND                    | 487,244,808        | 204,642,226        | 118,437,993        | 1,492,600        | 51,263,862        | 863,081,489        |
| POB DEBT SERVICE                | 0                  | 0                  | 0                  | 0                | 0                 | 0                  |
| ROAD FUND                       | 0                  | 51,469,100         | 650,000            | 0                | 874,000           | 52,993,100         |
| DEPARTMENT OF HUD               | 0                  | 2,098,360          | 0                  | 0                | 0                 | 2,098,360          |
| HOME GRANT                      | 0                  | 898,207            | 0                  | 0                | 0                 | 898,207            |
| SHERIFF INMATE                  | 1,194,551          | 1,289,772          | 0                  | 0                | 68,100            | 2,552,423          |
| VC DEPT CHILD SUPPORT SERVICES  | 18,136,085         | 2,529,327          | 0                  | 0                | 0                 | 20,665,412         |
| VENTURA COUNTY LIBRARY          | 6,678,850          | 3,767,337          | 0                  | 80,065           | 94,500            | 10,620,752         |
| REVOLVING LOAN FUND             | 0                  | 75,700             | 0                  | 0                | 1,190,491         | 1,266,191          |
| EDA/CDBG REVOLVING LOAN FUND    | 0                  | 6,187              | 0                  | 0                | 159,796           | 165,983            |
| FISH AND GAME                   | 0                  | 800                | 2,200              | 0                | 75,000            | 78,000             |
| DOMESTIC VIOLENCE PROGRAM       | 0                  | 255,962            | 0                  | 0                | 0                 | 255,962            |
| SPAY/NEUTER PROGRAM             | 0                  | 82,540             | 0                  | 0                | 12,381            | 94,921             |
| WORKFORCE DEVELOPMENT DIVISION  | 3,119,986          | 3,782,088          | 0                  | 0                | 0                 | 6,902,074          |
| MENTAL HEALTH SERVICES ACT      | 11,114,672         | 10,897,734         | 1,440,891          | 0                | 708,294           | 24,161,591         |
| STORMWATER UNINCORPORATED       | 0                  | 1,906,500          | 0                  | 0                | 285,975           | 2,192,475          |
| IHSS PUBLIC AUTHORITY           | 621,012            | 212,334            | 9,690,000          | 0                | 0                 | 10,523,346         |
| GEORGE D. LYON BOOK FUND        | 0                  | 0                  | 0                  | 0                | 17,110            | 17,110             |
| JUVENILE JUSTICE COMPLEX        | 0                  | 73,500             | 0                  | 300,000          | 0                 | 373,500            |
| COURTS JUV JUSTICE              | 0                  | 48,500             | 0                  | 207,000          | 0                 | 255,500            |
| SANTA ROSA ROAD ASSESSMENT DIST | 0                  | 73,600             | 0                  | 0                | 0                 | 73,600             |
| TOTAL SPECIFIC EXPENDITURES     | <u>528,109,964</u> | <u>284,109,774</u> | <u>130,221,084</u> | <u>2,079,665</u> | <u>54,749,509</u> | <u>999,269,996</u> |

**COUNTY OF VENTURA  
STATE OF CALIFORNIA  
SUMMARY OF COUNTY BUDGET REQUIREMENTS  
BY FUND, BUDGET UNIT AND OBJECT  
FOR FISCAL YEAR 2009-10**

| DESCRIPTION                     |      |      | SALARIES AND<br>EMPLOYEE<br>BENEFITS | SERVICES<br>AND<br>SUPPLIES | OTHER<br>CHARGES | FIXED<br>ASSETS | TRANSFERS<br>OUT AND<br>CONTINGENCIES | NET<br>TOTAL |
|---------------------------------|------|------|--------------------------------------|-----------------------------|------------------|-----------------|---------------------------------------|--------------|
| (1)                             |      |      | (2)                                  | (3)                         | (4)              | (5)             | (6)                                   | (7)          |
| SUMMARY BY FUND:                |      |      |                                      |                             |                  |                 |                                       |              |
| GENERAL FUND                    |      |      |                                      |                             |                  |                 |                                       |              |
| SPECIAL ACCOUNTS & CONTRIBS     | 0001 | 1010 | 14,100,000                           | 2,781,194                   | 389,500          | 0               | 34,414,429                            | 51,685,123   |
| CEO-VARIOUS GRANTS              | 0001 | 1020 | 0                                    | 1,340,000                   | 0                | 0               | 82,000                                | 1,422,000    |
| COUNTY EXECUTIVE OFFICE         | 0001 | 1040 | 8,555,587                            | 4,958,794                   | 164,600          | 0               | 0                                     | 13,678,981   |
| CAPITAL PROJECTS                | 0001 | 1050 | 0                                    | 0                           | 0                | 690,000         | 0                                     | 690,000      |
| DEBT SERVICE                    | 0001 | 1075 | 0                                    | (633,630)                   | 19,219,566       | 0               | 0                                     | 18,585,936   |
| TOBACCO SETTLEMENT PROGRAM      | 0001 | 1080 | 0                                    | 293,700                     | 0                | 0               | 4,018,700                             | 4,312,400    |
| HR/PAYROLL SYSTEM PROJ          | 0001 | 1210 | 0                                    | 0                           | 0                | 0               | 0                                     | 0            |
| ASSESSOR                        | 0001 | 1300 | 11,148,499                           | 2,124,335                   | 0                | 0               | 0                                     | 13,272,834   |
| BOARD OF SUPERVISORS            | 0001 | 1410 | 3,029,017                            | 577,678                     | 0                | 0               | 0                                     | 3,606,695    |
| GENERAL FUND CONTINGENCY        | 0001 | 1500 | 0                                    | 0                           | 0                | 0               | 1,249,489                             | 1,249,489    |
| AUDITOR-CONTROLLER              | 0001 | 1510 | 6,495,753                            | 4,796,937                   | 35,245           | 0               | 0                                     | 11,327,935   |
| TREASURER-TAX COLLECTOR         | 0001 | 1900 | 2,855,420                            | 1,945,186                   | 0                | 0               | 0                                     | 4,800,606    |
| PUBLIC ADMINIS/PUBLIC GUARDIAN  | 0001 | 1930 | 797,046                              | 248,654                     | 0                | 0               | 0                                     | 1,045,700    |
| COUNTY COUNSEL                  | 0001 | 2000 | 4,431,219                            | 534,572                     | 0                | 0               | 0                                     | 4,965,791    |
| CIVIL SERVICE COMMISSION        | 0001 | 2800 | 54,333                               | 51,463                      | 0                | 0               | 0                                     | 105,796      |
| ELECTIONS DIVISION              | 0001 | 3010 | 1,065,184                            | 2,735,033                   | 0                | 0               | 0                                     | 3,800,217    |
| COUNTY CLERK                    | 0001 | 3020 | 0                                    | 0                           | 0                | 0               | 0                                     | 0            |
| RECORDERS OFFICE                | 0001 | 3030 | 0                                    | 0                           | 0                | 0               | 0                                     | 0            |
| COUNTY CLERK AND RECORDER       | 0001 | 3040 | 3,089,162                            | 1,060,341                   | 0                | 150,000         | 0                                     | 4,299,503    |
| DISTRICT ATTORNEY               | 0001 | 3400 | 31,074,154                           | 4,867,764                   | 188,196          | 0               | 0                                     | 36,130,114   |
| PUBLIC DEFENDER                 | 0001 | 3600 | 11,997,512                           | 1,730,303                   | 0                | 0               | 0                                     | 13,727,815   |
| TRIAL COURT FUNDING             | 0001 | 3700 | 0                                    | 7,500,000                   | 16,500,000       | 0               | 0                                     | 24,000,000   |
| INDIGENT LEGAL SERVICES         | 0001 | 3800 | 0                                    | 2,486,568                   | 0                | 0               | 0                                     | 2,486,568    |
| GRAND JURY                      | 0001 | 3820 | 0                                    | 336,600                     | 30,463           | 0               | 0                                     | 367,063      |
| SHERIFF-POLICE SERVICES         | 0001 | 4000 | 107,478,632                          | 23,184,230                  | 1,759,193        | 233,600         | 0                                     | 132,655,655  |
| SHERIFF-DETENTION SERVICE       | 0001 | 4050 | 60,671,441                           | 22,619,776                  | 0                | 75,000          | 0                                     | 83,366,217   |
| VENTURA COUNTY PROBATION AGENCY | 0001 | 4200 | 46,078,999                           | 14,573,827                  | 311,800          | 0               | 0                                     | 60,964,626   |
| AGRICULTURAL COMMISSIONER       | 0001 | 4500 | 3,111,372                            | 1,080,324                   | 0                | 0               | 0                                     | 4,191,696    |
| ANIMAL REGULATION               | 0001 | 4600 | 3,244,118                            | 1,448,515                   | 0                | 0               | 0                                     | 4,692,633    |
| TRANSITIONAL LIVING CENTER      | 0001 | 4630 | 1,310,052                            | 781,029                     | 0                | 0               | 0                                     | 2,091,081    |
| RMA-PLANNING DEPARTMENT         | 0001 | 4700 | 3,942,810                            | 528,520                     | 0                | 0               | 0                                     | 4,471,330    |
| RMA-BUILDING & SAFETY           | 0001 | 4710 | 2,245,946                            | 469,823                     | 0                | 0               | 0                                     | 2,715,769    |
| RMA-WEIGHTS & MEASURES          | 0001 | 4720 | 0                                    | 0                           | 0                | 0               | 0                                     | 0            |
| RMA-OPERATIONS                  | 0001 | 4730 | 2,321,130                            | 609,546                     | 0                | 0               | 0                                     | 2,930,676    |
| ENVIRONMENTAL HEALTH DEPT       | 0001 | 4750 | 8,144,325                            | 1,313,399                   | 0                | 0               | 0                                     | 9,457,724    |
| RMA-ENFORCEMENT                 | 0001 | 4760 | 1,675,404                            | 397,962                     | 0                | 0               | 0                                     | 2,073,366    |

**COUNTY OF VENTURA  
STATE OF CALIFORNIA  
SUMMARY OF COUNTY BUDGET REQUIREMENTS  
BY FUND, BUDGET UNIT AND OBJECT  
FOR FISCAL YEAR 2009-10**

| DESCRIPTION                             |      |      | SALARIES AND<br>EMPLOYEE<br>BENEFITS | SERVICES<br>AND<br>SUPPLIES | OTHER<br>CHARGES   | FIXED<br>ASSETS  | TRANSFERS<br>OUT AND<br>CONTINGENCIES | NET<br>TOTAL       |
|---|------|------|--------------------------------------|-----------------------------|--------------------|------------------|---------------------------------------|--------------------|
| (1)                                     |      |      | (2)                                  | (3)                         | (4)                | (5)              | (6)                                   | (7)                |
| <b>SUMMARY BY FUND:</b>                 |      |      |                                      |                             |                    |                  |                                       |                    |
| <b>GENERAL FUND</b>                     |      |      |                                      |                             |                    |                  |                                       |                    |
| HCA-MEDICAL EXAMINER                    | 0001 | 5000 | 1,369,254                            | 399,446                     | 0                  | 0                | 0                                     | 1,768,700          |
| HCA-ADMIN & SUPPORT SERVICES            | 0001 | 5010 | 11,499,150                           | 1,620,557                   | 256,570            | 0                | 0                                     | 13,376,277         |
| HCA-AB75 ADMIN/CLEARING                 | 0001 | 5060 | 0                                    | 316,857                     | 0                  | 0                | 0                                     | 316,857            |
| HCA-HLTH CARE COVERAGE INITIATIVE       | 0001 | 5080 | 1,319,602                            | 177,525                     | 0                  | 0                | 0                                     | 1,497,127          |
| HCA-EMERGENCY MEDICAL SERVICES          | 0001 | 5090 | 498,705                              | 612,813                     | 1,568,777          | 0                | 0                                     | 2,680,295          |
| HCA-PUBLIC HEALTH                       | 0001 | 5100 | 17,084,997                           | 5,192,352                   | 0                  | 144,000          | 0                                     | 22,421,349         |
| HCA-WOMEN/INFANT/CHILDREN               | 0001 | 5110 | 4,024,942                            | 546,769                     | 0                  | 0                | 0                                     | 4,571,711          |
| HCA-CHILDREN'S MEDICAL SERVICES         | 0001 | 5120 | 6,662,923                            | 1,841,152                   | 0                  | 0                | 0                                     | 8,504,075          |
| HCA-MENTAL HEALTH                       | 0001 | 5130 | 20,634,083                           | 31,154,139                  | 1,189,935          | 0                | 11,499,244                            | 64,477,401         |
| HCA-ALCOHOL/DRUG PROGRAMS               | 0001 | 5150 | 4,315,841                            | 6,397,982                   | 0                  | 0                | 0                                     | 10,713,823         |
| HCA-DRINKING DRIVER PROGRAM             | 0001 | 5160 | 3,386,018                            | 852,148                     | 0                  | 0                | 0                                     | 4,238,166          |
| HSA-PROGRAM OPERATIONS                  | 0001 | 5300 | 74,009,706                           | 35,415,395                  | 0                  | 200,000          | 0                                     | 109,625,101        |
| HSA-DIRECT RECIPIENT AID                | 0001 | 5360 | 0                                    | 0                           | 0                  | 0                | 0                                     | 0                  |
| DIRECT RECIPIENT AID                    | 0001 | 5600 | 0                                    | 0                           | 76,800,000         | 0                | 0                                     | 76,800,000         |
| AREA AGENCY ON AGING                    | 0001 | 5700 | 1,767,508                            | 2,586,967                   | 0                  | 0                | 0                                     | 4,354,475          |
| VENTURA COUNTY LIBRARY ADMIN            | 0001 | 5800 | 197,605                              | 22,395                      | 0                  | 0                | 0                                     | 220,000            |
| FARM ADVISOR                            | 0001 | 6000 | 283,272                              | 183,933                     | 0                  | 0                | 0                                     | 467,205            |
| PWA-GENERAL FUND SERVICES               | 0001 | 6100 | 0                                    | 2,277,437                   | 0                  | 0                | 0                                     | 2,277,437          |
| INTEGRATED WASTE MANAGEMENT DIVIS       | 0001 | 6170 | 1,274,087                            | 826,064                     | 0                  | 0                | 0                                     | 2,100,151          |
| REQUIRED MAINTENANCE                    | 0001 | 6900 | 0                                    | 7,475,852                   | 24,148             | 0                | 0                                     | 7,500,000          |
| <b>TOTAL GENERAL FUND</b>               |      |      | <u>487,244,808</u>                   | <u>204,642,226</u>          | <u>118,437,993</u> | <u>1,492,600</u> | <u>51,263,862</u>                     | <u>863,081,489</u> |
| <b>ROAD FUND</b>                        |      |      |                                      |                             |                    |                  |                                       |                    |
| PW ROAD FUND-GENERAL                    | 1000 | 6150 | 0                                    | 51,469,100                  | 650,000            | 0                | 874,000                               | 52,993,100         |
| <b>TOTAL ROAD FUND</b>                  |      |      | <u>0</u>                             | <u>51,469,100</u>           | <u>650,000</u>     | <u>0</u>         | <u>874,000</u>                        | <u>52,993,100</u>  |
| <b>DEPARTMENT OF HUD</b>                |      |      |                                      |                             |                    |                  |                                       |                    |
| COMMUNITY DEV BLOCK GRANT               | 1025 | 1560 | 0                                    | 2,009,800                   | 0                  | 0                | 0                                     | 2,009,800          |
| EMERGENCY SHELTER GRANT                 | 1025 | 1590 | 0                                    | 88,560                      | 0                  | 0                | 0                                     | 88,560             |
| <b>TOTAL DEPARTMENT OF HUD</b>          |      |      | <u>0</u>                             | <u>2,098,360</u>            | <u>0</u>           | <u>0</u>         | <u>0</u>                              | <u>2,098,360</u>   |
| <b>HOME GRANT</b>                       |      |      |                                      |                             |                    |                  |                                       |                    |
| HOME GRANT PROGRAM                      | 1030 | 1615 | 0                                    | 898,207                     | 0                  | 0                | 0                                     | 898,207            |
| <b>TOTAL HOME GRANT</b>                 |      |      | <u>0</u>                             | <u>898,207</u>              | <u>0</u>           | <u>0</u>         | <u>0</u>                              | <u>898,207</u>     |
| <b>SHERIFF INMATE SPEC REV</b>          |      |      |                                      |                             |                    |                  |                                       |                    |
| SHERIFF-INMATE WELFARE                  | 1050 | 4080 | 700,068                              | 416,459                     | 0                  | 0                | 68,100                                | 1,184,627          |
| SHERIFF-INMATE COMMISSARY               | 1050 | 4090 | 494,483                              | 873,313                     | 0                  | 0                | 0                                     | 1,367,796          |
| <b>TOTAL SHERIFF INMATE SPEC REV</b>    |      |      | <u>1,194,551</u>                     | <u>1,289,772</u>            | <u>0</u>           | <u>0</u>         | <u>68,100</u>                         | <u>2,552,423</u>   |
| <b>VC DEPT CHILD SUPPORT SVCS</b>       |      |      |                                      |                             |                    |                  |                                       |                    |
| VC DEPT CHILD SUPPORT SERVICES          | 1060 | 5720 | 18,136,085                           | 2,529,327                   | 0                  | 0                | 0                                     | 20,665,412         |
| <b>TOTAL VC DEPT CHILD SUPPORT SVCS</b> |      |      | <u>18,136,085</u>                    | <u>2,529,327</u>            | <u>0</u>           | <u>0</u>         | <u>0</u>                              | <u>20,665,412</u>  |

**COUNTY OF VENTURA  
STATE OF CALIFORNIA  
SUMMARY OF COUNTY BUDGET REQUIREMENTS  
BY FUND, BUDGET UNIT AND OBJECT  
FOR FISCAL YEAR 2009-10**

| DESCRIPTION<br>(1)                        |      |      | SALARIES AND<br>EMPLOYEE<br>BENEFITS<br>(2) | SERVICES<br>AND<br>SUPPLIES<br>(3) | OTHER<br>CHARGES<br>(4) | FIXED<br>ASSETS<br>(5) | TRANSFERS<br>OUT AND<br>CONTINGENCIES<br>(6) | NET<br>TOTAL<br>(7) |
|---|------|------|---|------------------------------------|-------------------------|------------------------|--|---------------------|
| SUMMARY BY FUND:                          |      |      |   |                                    |                         |                        |  |                     |
| VENTURA COUNTY LIBRARY                    |      |      |   |                                    |                         |                        |  |                     |
| VENTURA COUNTY LIBRARY                    | 1075 | 5810 | 6,678,850                                   | 3,767,337                          | 0                       | 80,065                 | 94,500                                       | 10,620,752          |
| <b>TOTAL VENTURA COUNTY LIBRARY</b>       |      |      | <u>6,678,850</u>                            | <u>3,767,337</u>                   | <u>0</u>                | <u>80,065</u>          | <u>94,500</u>                                | <u>10,620,752</u>   |
| REVOLVING LOAN FUND                       |      |      |   |                                    |                         |                        |  |                     |
| REVOLVING LOAN PROGRAM                    | 1200 | 1620 | 0   | 75,700                             | 0                       | 0                      | 1,190,491                                    | 1,266,191           |
| <b>TOTAL REVOLVING LOAN FUND</b>          |      |      | <u>0</u>                                    | <u>75,700</u>                      | <u>0</u>                | <u>0</u>               | <u>1,190,491</u>                             | <u>1,266,191</u>    |
| EDA/CDBG REVOLVING LOAN FUND              |      |      |   |                                    |                         |                        |  |                     |
| CDBG-LOAN                                 | 1222 | 1626 | 0   | 6,187                              | 0                       | 0                      | 159,796                                      | 165,983             |
| <b>TOTAL EDA/CDBG REVOLVING LOAN FUND</b> |      |      | <u>0</u>                                    | <u>6,187</u>                       | <u>0</u>                | <u>0</u>               | <u>159,796</u>                               | <u>165,983</u>      |
| FISH & GAME                               |      |      |   |                                    |                         |                        |  |                     |
| FISH & GAME                               | 1300 | 7400 | 0   | 800                                | 2,200                   | 0                      | 75,000                                       | 78,000              |
| <b>TOTAL FISH &amp; GAME</b>              |      |      | <u>0</u>                                    | <u>800</u>                         | <u>2,200</u>            | <u>0</u>               | <u>75,000</u>                                | <u>78,000</u>       |
| DOMESTIC VIOLENCE PROGRAM                 |      |      |   |                                    |                         |                        |  |                     |
| DOMESTIC VIOLENCE                         | 1325 | 5570 | 0   | 255,962                            | 0                       | 0                      | 0  | 255,962             |
| <b>TOTAL DOMESTIC VIOLENCE PROGRAM</b>    |      |      | <u>0</u>                                    | <u>255,962</u>                     | <u>0</u>                | <u>0</u>               | <u>0</u>                                     | <u>255,962</u>      |
| SPAY/NEUTER PROGRAM                       |      |      |   |                                    |                         |                        |  |                     |
| SPAY/NEUTER PROGRAM                       | 1350 | 4620 | 0   | 82,540                             | 0                       | 0                      | 12,381                                       | 94,921              |
| <b>TOTAL SPAY/NEUTER PROGRAM</b>          |      |      | <u>0</u>                                    | <u>82,540</u>                      | <u>0</u>                | <u>0</u>               | <u>12,381</u>                                | <u>94,921</u>       |
| WORKFORCE DEVELOPMENT                     |      |      |   |                                    |                         |                        |  |                     |
| WORKFORCE DEVELOPMENT DIVISION            | 1380 | 2300 | 3,119,986                                   | 3,782,088                          | 0                       | 0                      | 0  | 6,902,074           |
| <b>TOTAL WORKFORCE DEVELOPMENT</b>        |      |      | <u>3,119,986</u>                            | <u>3,782,088</u>                   | <u>0</u>                | <u>0</u>               | <u>0</u>                                     | <u>6,902,074</u>    |
| MENTAL HEALTH SERVICES ACT                |      |      |   |                                    |                         |                        |  |                     |
| MENTAL HEALTH SERVICES ACT                | 1450 | 5180 | 11,114,672                                  | 10,897,734                         | 1,440,891               | 0                      | 708,294                                      | 24,161,591          |
| <b>TOTAL MENTAL HEALTH SERVICES ACT</b>   |      |      | <u>11,114,672</u>                           | <u>10,897,734</u>                  | <u>1,440,891</u>        | <u>0</u>               | <u>708,294</u>                               | <u>24,161,591</u>   |
| STORMWATER UNINCORPORATED                 |      |      |   |                                    |                         |                        |  |                     |
| STORMWATER-UNINCORPORATED                 | 1475 | 6180 | 0   | 1,906,500                          | 0                       | 0                      | 285,975                                      | 2,192,475           |
| <b>TOTAL STORMWATER UNINCORPORATED</b>    |      |      | <u>0</u>                                    | <u>1,906,500</u>                   | <u>0</u>                | <u>0</u>               | <u>285,975</u>                               | <u>2,192,475</u>    |
| IHSS PUBLIC AUTHORITY                     |      |      |   |                                    |                         |                        |  |                     |
| IHSS PUBLIC AUTHORITY                     | 1690 | 5580 | 621,012                                     | 212,334                            | 9,690,000               | 0                      | 0  | 10,523,346          |
| <b>TOTAL IHSS PUBLIC AUTHORITY</b>        |      |      | <u>621,012</u>                              | <u>212,334</u>                     | <u>9,690,000</u>        | <u>0</u>               | <u>0</u>                                     | <u>10,523,346</u>   |
| GEORGE D. LYON BOOK FUND                  |      |      |   |                                    |                         |                        |  |                     |
| GEORGE D. LYON BOOK FUND                  | 1980 | 5895 | 0   | 0                                  | 0                       | 0                      | 17,110                                       | 17,110              |
| <b>TOTAL GEORGE D. LYON BOOK FUND</b>     |      |      | <u>0</u>                                    | <u>0</u>                           | <u>0</u>                | <u>0</u>               | <u>17,110</u>                                | <u>17,110</u>       |
| JUVENILE JUSTICE COMPLEX                  |      |      |   |                                    |                         |                        |  |                     |
| JUVENILE JUSTICE COMPLEX                  | 4330 | 6860 | 0   | 73,500                             | 0                       | 300,000                | 0  | 373,500             |
| <b>TOTAL JUVENILE JUSTICE COMPLEX</b>     |      |      | <u>0</u>                                    | <u>73,500</u>                      | <u>0</u>                | <u>300,000</u>         | <u>0</u>                                     | <u>373,500</u>      |
| COURTS JUV JUSTICE                        |      |      |   |                                    |                         |                        |  |                     |
| COURTS JUV JUSTICE                        | 4332 | 6862 | 0   | 48,500                             | 0                       | 207,000                | 0  | 255,500             |
| <b>TOTAL COURTS JUV JUSTICE</b>           |      |      | <u>0</u>                                    | <u>48,500</u>                      | <u>0</u>                | <u>207,000</u>         | <u>0</u>                                     | <u>255,500</u>      |
| SANTA ROSA RD ASSESSMENT DIST             |      |      |   |                                    |                         |                        |  |                     |

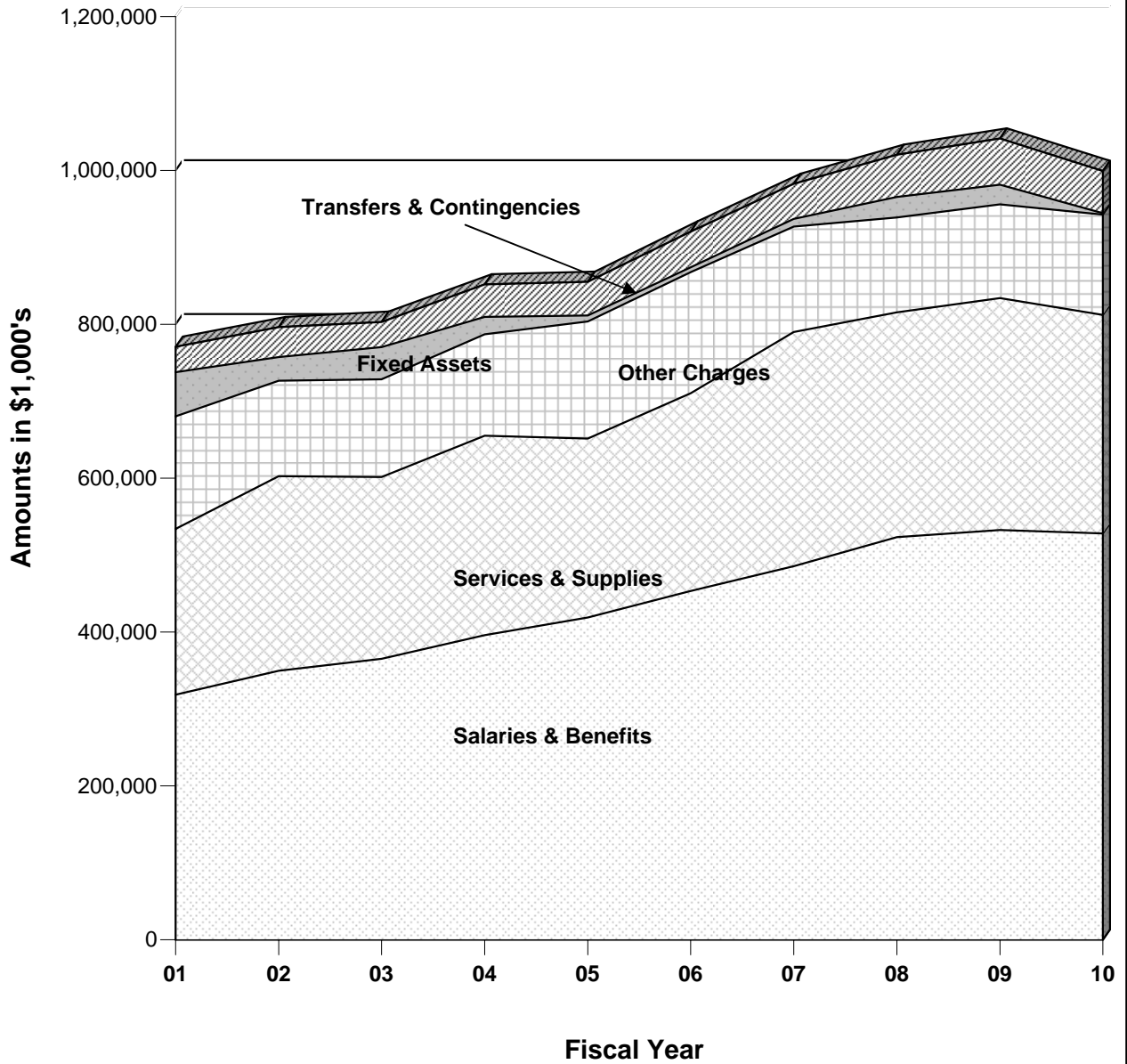


**COUNTY OF VENTURA  
 STATE OF CALIFORNIA  
 SUMMARY OF COUNTY BUDGET REQUIREMENTS  
 BY FUND, BUDGET UNIT AND OBJECT  
 FOR FISCAL YEAR 2009-10**

| DESCRIPTION                           |      |      | SALARIES AND<br>EMPLOYEE<br>BENEFITS | SERVICES<br>AND<br>SUPPLIES | OTHER<br>CHARGES | FIXED<br>ASSETS | TRANSFERS<br>OUT AND<br>CONTINGENCIES | NET<br>TOTAL  |
|---------------------------------------|------|------|--------------------------------------|-----------------------------|------------------|-----------------|---------------------------------------|---------------|
| (1)                                   |      |      | (2)                                  | (3)                         | (4)              | (5)             | (6)                                   | (7)           |
| SUMMARY BY FUND:                      |      |      |                                      |                             |                  |                 |                                       |               |
| SANTA ROSA RD ASSESSMENT DIST         |      |      |                                      |                             |                  |                 |                                       |               |
| SANTA ROSA ROAD ASSESSMENT DIST       | 4333 | 6863 | 0                                    | 73,600                      | 0                | 0               | 0                                     | 73,600        |
| <b>TOTAL SANTA ROSA RD ASSESSMENT</b> |      |      | <u>0</u>                             | <u>73,600</u>               | <u>0</u>         | <u>0</u>        | <u>0</u>                              | <u>73,600</u> |
| TOTAL SPECIFIC EXPENDITURES           |      |      | 528,109,964                          | 284,109,774                 | 130,221,084      | 2,079,665       | 54,749,509                            | 999,269,996   |

# COUNTY OF VENTURA

## COMPARISON OF ADOPTED BUDGET BY OBJECT TEN FISCAL YEARS



Includes governmental funds only