

**VENTURA COUNTY
PUBLIC HEALTH**

**HIV/AIDS SURVEILLANCE
FINAL REPORT**

JANUARY 2009 - DECEMBER 2009

PREPARED BY
VENTURA COUNTY PUBLIC HEALTH
THE HIV/AIDS CENTER
OFFICE OF HIV/AIDS SURVEILLANCE

VENTURA COUNTY PUBLIC HEALTH

CALIFORNIA HIV/AIDS REPORTING CHANGES

HIV reporting in California began July 1, 2002 by using a non-name code based system. In April 17, 2006 California implemented emergency regulations to begin reporting HIV by name as requested by the CDC (Center for Disease Control). We are only allowed to report patients who have had positive HIV tests after April 17, 2006. These tests include all HIV tests indicative of HIV infection, including a viral load test. The State and the CDC currently only recognize cases which are identified by name. No other cases are included and in fact, they have been deleted from the State's data base. We continue to re-ascertain previously identified cases of HIV infection. In 2009, California has been in yet another transition to the CDC's EHARS system for reporting HIV/AIDS. Eventually all states will be utilizing this system. During this time of transition individual counties do not have complete access to all of their data.

This is critical for a number of reasons:

- The financial resources provided to Ventura County for HIV/AIDS services is dependent upon the number of Living cases of HIV/AIDS reported.
- We need accurate data to determine strategies for education and prevention programs.
- Due to the changes in the law we are obviously underreporting the number of HIV cases living and potentially receiving services in Ventura County. The only data which can be reported at this time are HIV cases which are new or have been re-ascertained by name.

Cumulative AIDS cases

	VENTURA COUNTY Through 2009	CALIFORNIA Through 2008	USA Through 2007
ADULT CASES	1,104	151,652	1,009,220
PEDIATRIC CASES <13	5	666	9,209
TOTAL CUMULATIVE	1,109	152,318	1,051,875
TOTAL LIVING	513	66,360	468,578
TOTAL DEATHS	596	85,958	583,298

Cumulative HIV cases

	VENTURA COUNTY Through 2009	CALIFORNIA Through 2008	USA www.cdc.gov/hiv
ADULT CASES	274	36,093	Stats not available for HIV 2006 HIV Incidence 56,300
PEDIATRIC CASES	7	319	
TOTAL CUMULATIVE	281	36,412	
TOTAL LIVING	279	35,307	
TOTAL DEATHS	2	1,105	

VENTURA COUNTY HIV CASES			
HIV	2009 (name: new & re-ascertained)	2008 (name: new & re-ascertained)	
#CASES REPORTED	45	46	
#DEATHS	0	0	
GENDER			
MALES	39 (86%)	43 (93%)	
FEMALES	6 (14%)	3 (7%)	
RACE			
WHITE	23 (52%)	22 (48%)	
HISPANIC	18 (41%)	19 (41%)	
BLACK	3 (7%)	3 (7%)	
AGE			
<24 YEARS *	7 (15%)	<19 yrs	0
25-34	15 (33%)	20-29	16 (35%)
35-44	16 (36%)	30-39	14 (30%)
45-54	4 (9%)	40-49	13 (28%)
55+	3 (6%)	>49	3 (7%)
EXPOSURE CATEGORY			
MEN SEX WITH MEN	29 (66%)	37 (80%)	
IDU	1 (2%)	3 (7%)	
HETEROSEXUAL	3 (7%)	1 (2%)	
NO RISK ID (under investigation)	11 (25%)	3 (7%)	
FACILITY OF DIAGNOSIS			
VCMC	Not available at this time. See below.	20% (including Public Health)	
PRIMARY MD		46%	
LA FACILITY		17%	
VC PRIVATE HOSPITAL		4%	
OTHER		13%	

* The new EHARS data format is different from the HARS system. Please note the age groups have changed in 2009.

Summary: 2009 HIV

- Primary age at diagnosis 35-44 yrs of age.
- Primary risk category is MSM (men having sex with men).
- 52 % white, 41 % Hispanic
- More diverse entry into the reporting system. As more cases have been re-ascertained, newer cases are being reporting from their primary care physicians. Most HIV/AIDS care is then referred to the Ventura County Immunology Clinic.

VENTURA COUNTY AIDS CASES		
AIDS	2009	2008
#CASES REPORTED	19	19
#DEATHS		4
GENDER		
MALES	16(84%)	17 (89%)
FEMALES	3 (16%)	2 (11%)
RACE		
WHITE	7 (37%)	6 (32%)
HISPANIC	10(53%)	13 (68%)
BLACK	1	0
AGE AT DIAGNOSIS		
<24 YEARS *	3 (16%)	<19 yrs 0
25-34	3(16%)	20-29 2 (11%)
35-44	8 (42%)	30-39 3 (16%)
45-54	4 (21%)	40-49 8 (42%)
>55	1 (5%)	50-59 6 (32%)
EXPOSURE CATEGORY		
MEN SEX WITH MEN	14 (74%)	13 (68%)
IDU	1 (5%)	0
HETEROSEXUAL	3 (16%)	2 (11%)
NO RISK ID (under investigation)	1 (5%)	3 (16%)
AIDS DEFINING ILLNESS		
PCP	No longer provided in this manner.	2 (11%)
KS		0
CD4		10 (53%)
OTHER OI'S (NO PCP)		7 (37%)
FACILITY OF DIAGNOSIS		
VCMC	Not available at this time.	32%
PRIMARY MD		21%
LA FACILITY		15%
VC PRIVATE HOSPITAL		32%
OTHER		0

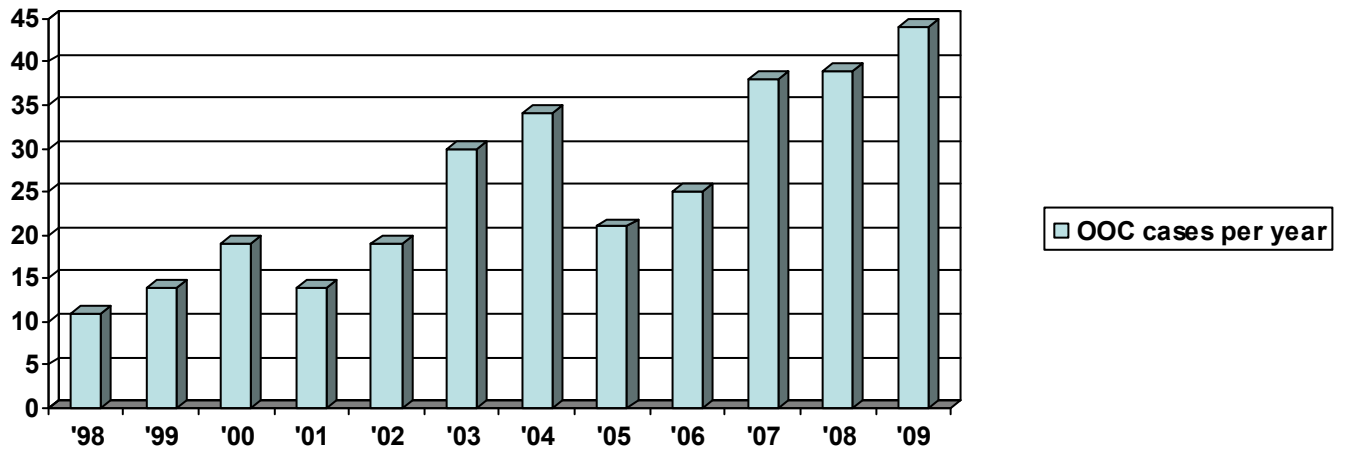
* The new EHARS data format is different from the HARS system. Please note the age groups have changed in 2009.

Summary: 2009 AIDS cases

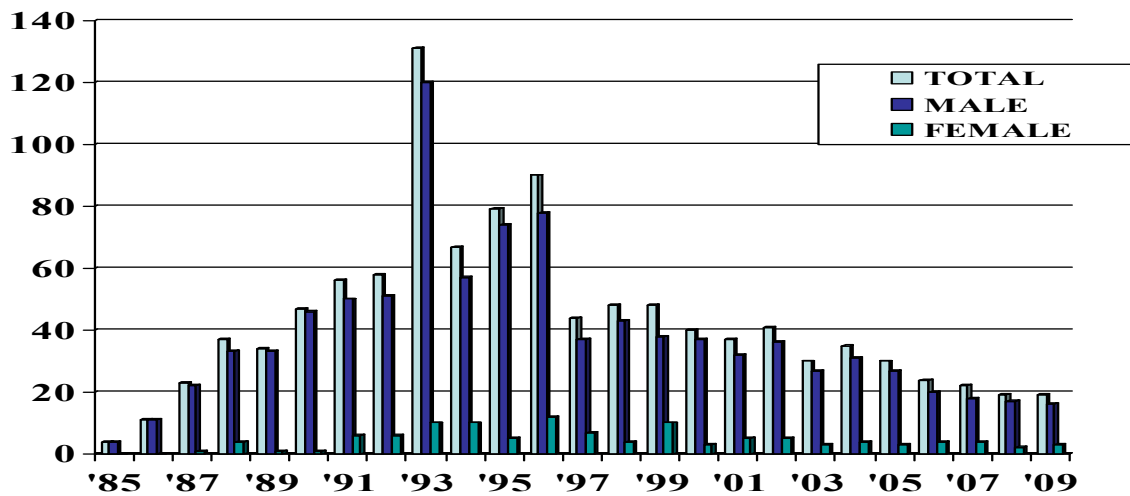
- Primary age at AIDS diagnosis: 35-44 yrs.
- Primarily MSM (Men having sex with men)
- Hispanic (53%), White (37%)
- **52% of the AIDS cases reported in 2009 were diagnosed with HIV and AIDS simultaneously. This is a decrease from 79% in 2008.**

Ventura County “OOC” cases

“Out of County” (OOC) cases are those which have been previously reported in another State or County and are now residing in Ventura County. HIV/AIDS cases are reported based on their residence at the time of diagnosis. Funding is based on the number of “Living” cases reported by each County. OOC clients who are residing in Ventura County are provided access to HIV/AIDS services. However, these cases are not counted in the distribution of HIV/AIDS funding by the State or CDC.

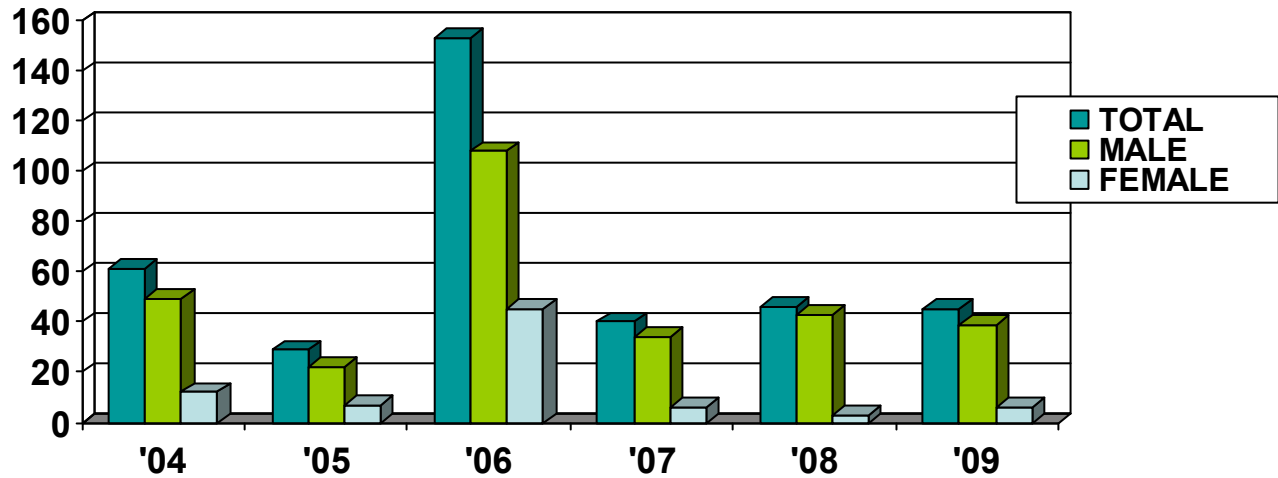


VENTURA COUNTY PUBLIC HEALTH REPORTED AIDS CASES



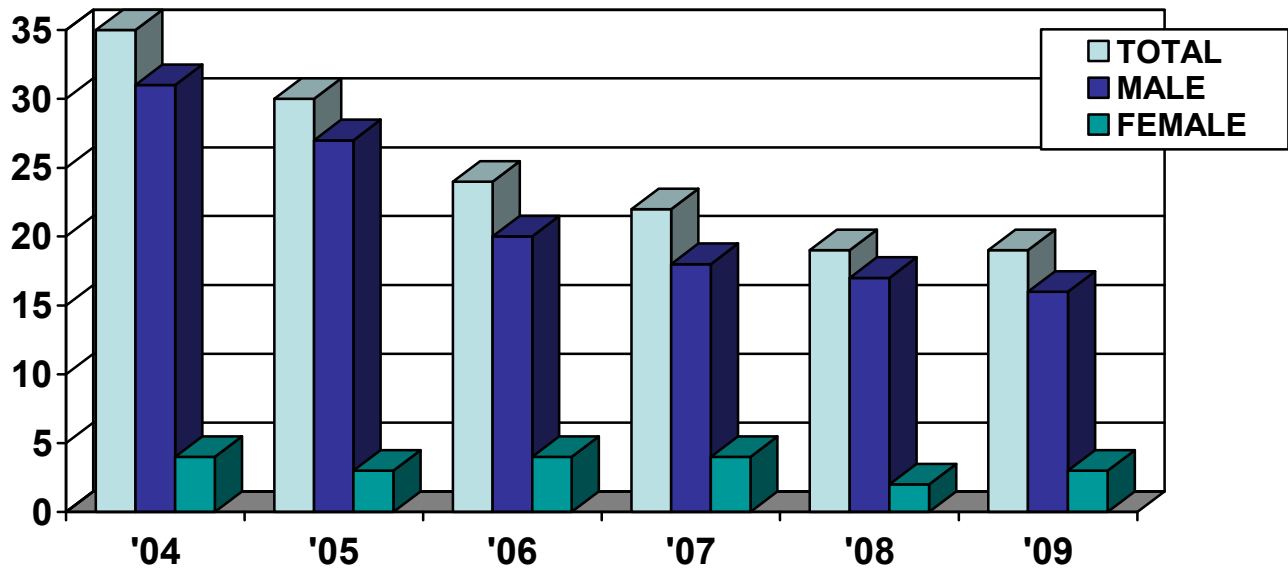
VENTURA COUNTY PUBLIC HEALTH HIV/AIDS CASES

HIV

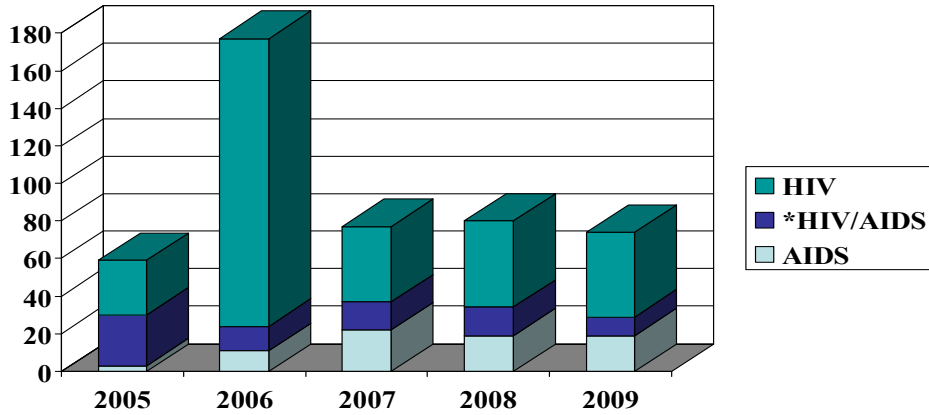


The HIV numbers reflect changes in California's reporting system.

AIDS

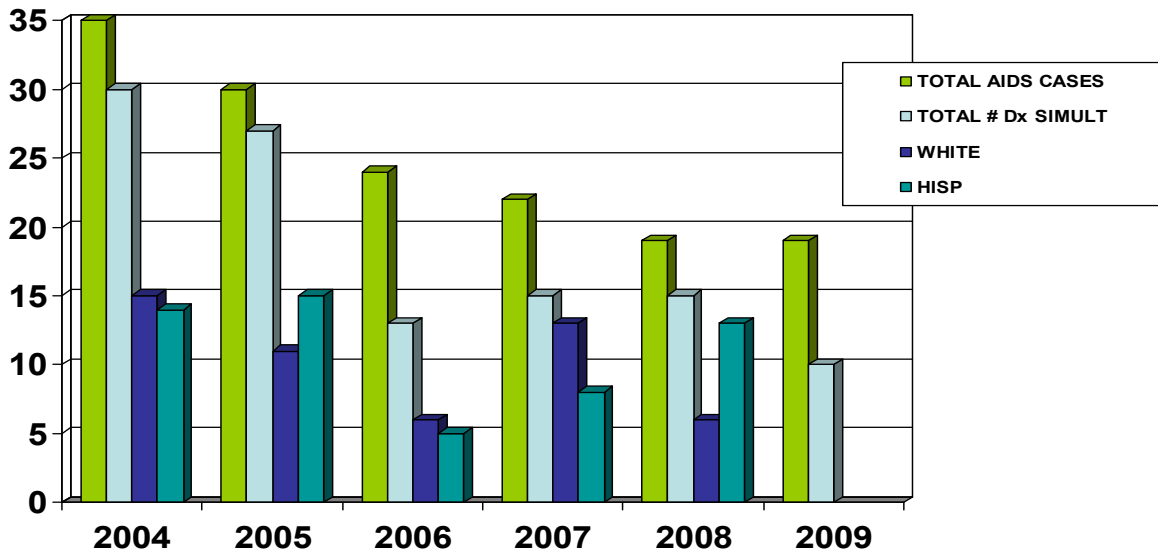


VENTURA COUNTY PUBLIC HEALTH HIV AND AIDS CASES ENTERED PER YEAR

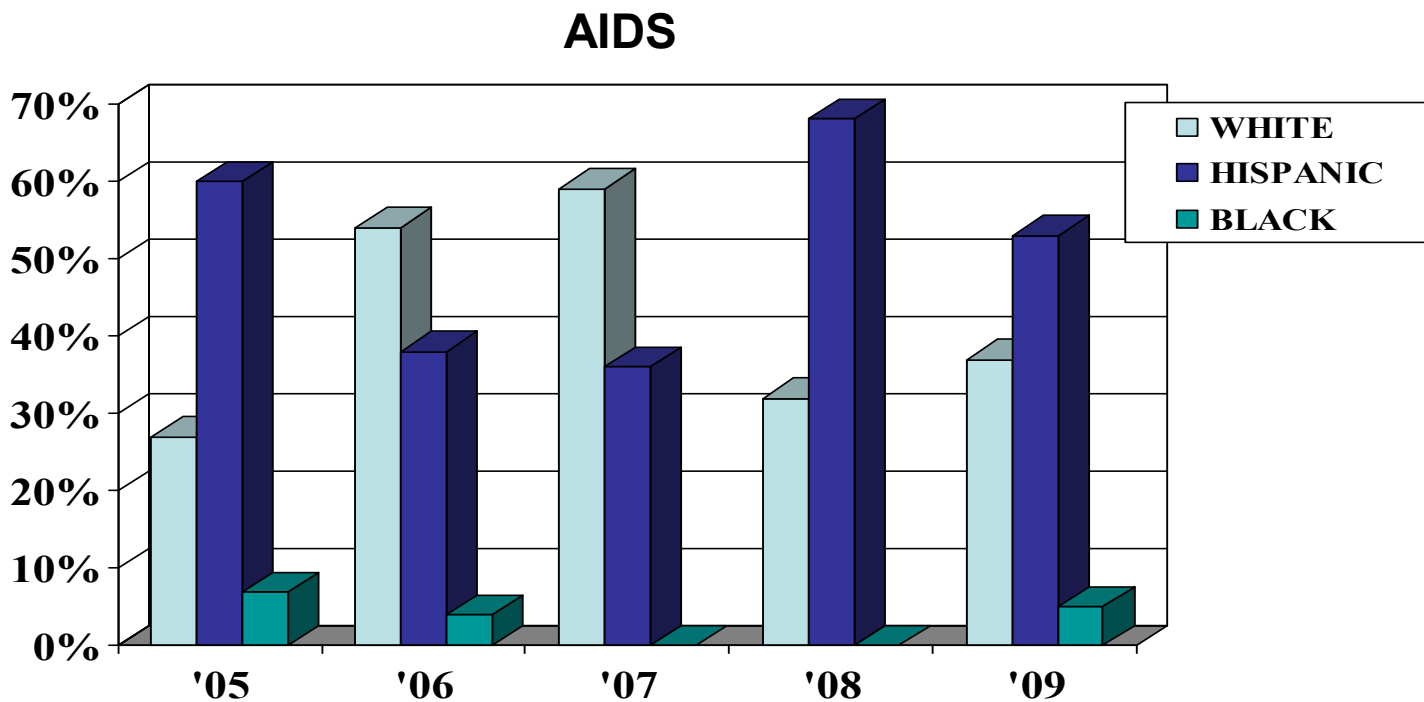
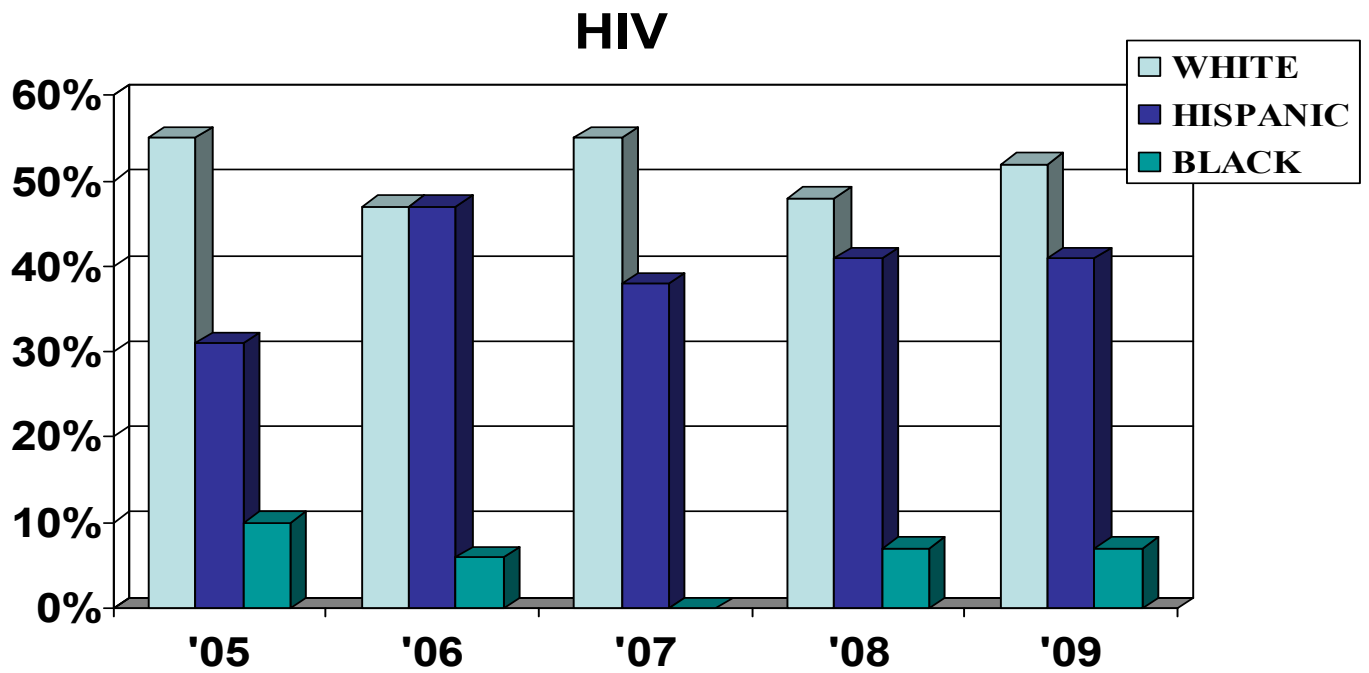


* These are cases which presented as HIV positive and an AIDS diagnosis at the same time.
(They are entered as AIDS cases.)

VENTURA COUNTY PUBLIC HEALTH HIV/AIDS DIAGNOSED SIMULTANEOUSLY



VENTURA COUNTY PUBLIC HEALTH HIV/AIDS BY RACE



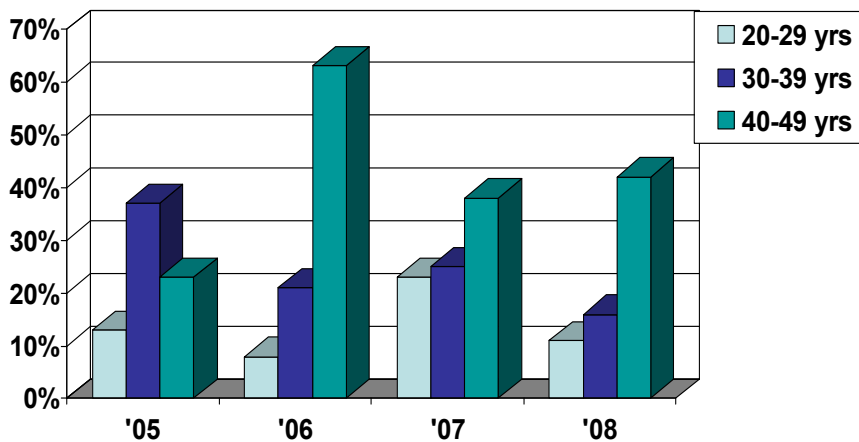
VENTURA COUNTY PUBLIC HEALTH AGE AT DIAGNOSIS

New 2009 EHARS age groups

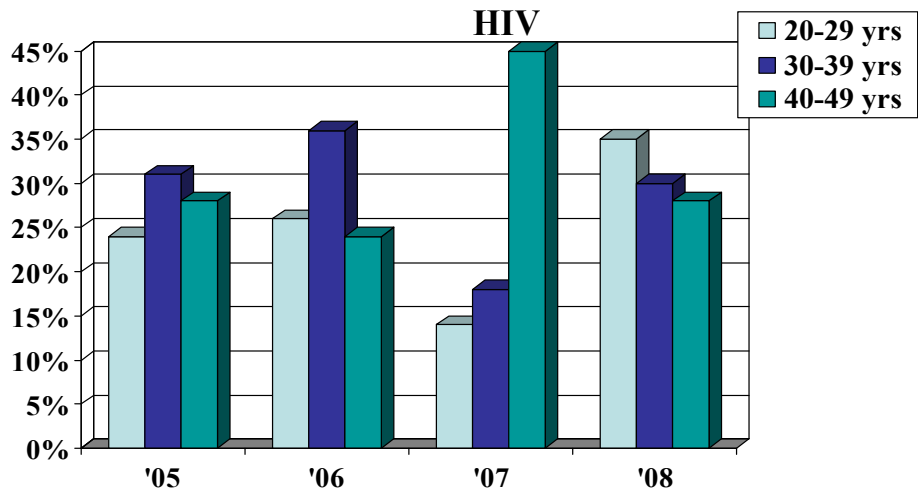
AGE	HIV	AIDS
<24	7	3
25-34	15	3
35-44	16	8
45-54	4	4
>55	3	1

Age groups prior to 2009

AIDS



HIV



Summary: 2009

- Transition to new EHARS reporting system in California
- Number of HIV and AIDS cases remained the same
- Continued influx of previously diagnosed HIV/AIDS patients to Ventura County
- HIV cases are predominantly white men having sex with men.
- AIDS cases are predominantly Hispanic men having sex with men.
- It is difficult to interpret changes in the age categories at time of diagnosis due to the change in the reporting format made in 2009.
- In 2009, the primary age group at time of diagnosis was 35-44 yrs. of age compared to 20-29 yrs. in 2008.
- In 2009, the age at AIDS diagnosis was slightly younger (35-44 yrs) than 2008 (40-49 yrs).
- The number of HIV/AIDS cases diagnosed simultaneously decreased significantly in 2009 52% from 79% in 2008.
- Cases (10/19) diagnosed “simultaneously” with HIV & AIDS in 2009 were:
Primarily Hispanic (8/10) males, MSM (men having sex with men), average age at the time of diagnosis was 39 years. Four of the ten cases were residents of Oxnard while the other 6 cases were Ventura, Camarillo, Newbury Park and Pt. Hueneme.