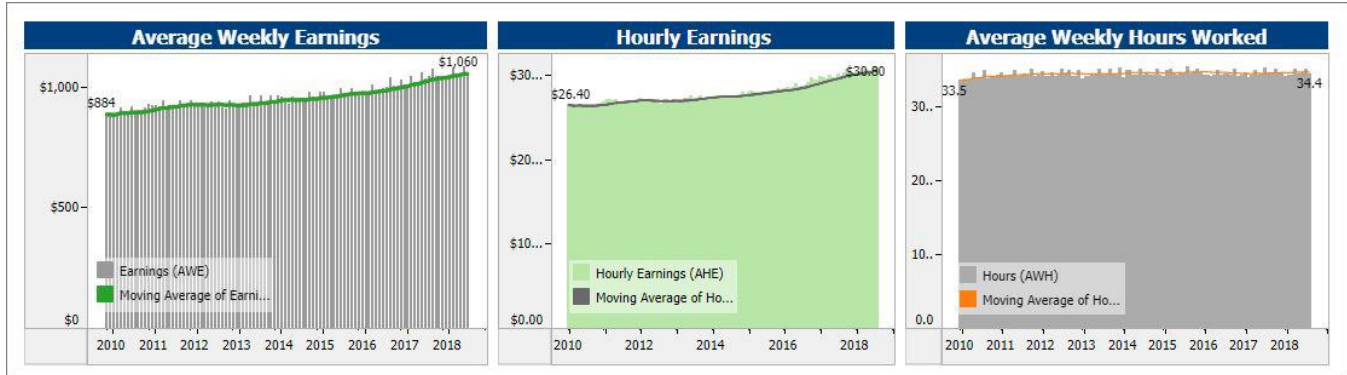
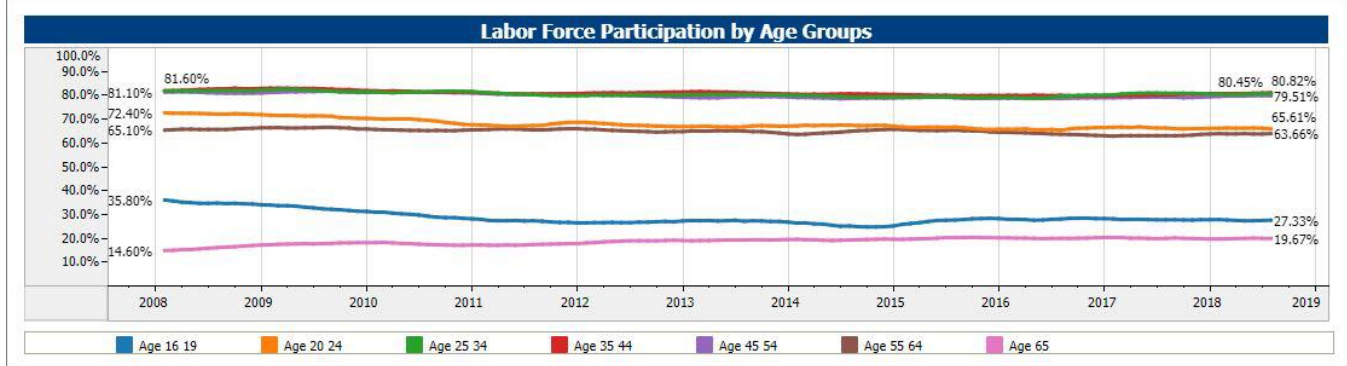


STATE OF CALIFORNIA EMPLOYMENT DEVELOPMENT DEPARTMENT (EDD) LABOR MARKET MONTHLY

RELEASE: Statewide Labor Market Review <http://www.labormarketinfo.edd.ca.gov/>

CA NSA = 3.9%
US NSA = 3.6%



Month-over Job Gains

Four of California's eleven industry sectors added a total of 25,500 jobs in September. **Professional and business services** reported the largest increase with a gain of 11,800 jobs, followed by **leisure and hospitality** (up 8,500) and **government** (up 5,100). Mining and logging gained 100 jobs and **financial activities** reported no change over the month.

Month-over Job Losses

Six of California industries reported job losses over the month. Educational and **health services** reported the largest decrease with a loss of 3,700 jobs, followed by **information** with a loss of 3,000 jobs and construction with a 2,000 jobs loss. Other industries that lost jobs in September were **other services** (-1,800), **manufacturing** (-1,500) and trade, transportation and utilities (-300).

Year-over Job Gains

In a year-over-year comparison (September 2017 to September 2018), nonfarm payroll employment in California increased by 339,600 jobs (a 2.0 percent increase). Nine of California's eleven industry sectors added a total of 344,400 jobs over the year. The largest job gains were in **professional and business services**, up 78,200 (a 3.0 percent increase), educational and **health services**, up 77,900 jobs (a 2.9 percent increase) and **leisure and**

hospitality, up 68,600 (a 3.5 percent increase). Other sectors adding jobs over the year were government, trade, transportation and utilities, construction, **information**, **financial activities** and **manufacturing**.

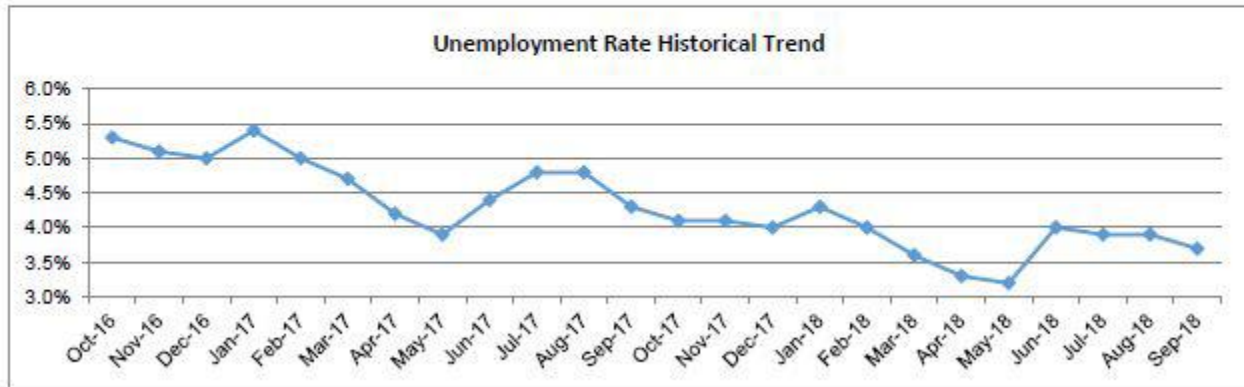
Year-over Job Losses

Two industry sectors posted job declines over the year, **other services** reported the largest decrease with a 4,500 job loss and mining and logging, down 300 jobs.

LABOR MARKET INFORMATION DIVISION MONTHLY RELEASE Ventura County:

[http://www.calmis.ca.gov/file/lfmonth/vent\\$pds.pdf](http://www.calmis.ca.gov/file/lfmonth/vent$pds.pdf)

The unemployment rate in the Ventura County was 3.7 percent in September 2018, down from a revised 3.9 percent in August 2018, and below the year-ago estimate of 4.3 percent. This compares with an unadjusted unemployment rate of 3.9 percent for California and 3.6 percent for the nation during the same period.



UNITED STATES DEPARTMENT OF LABOR - UNEMPLOYMENT INSURANCE WEEKLY CLAIMS REPORT:

Weekly national tracking of insured unemployment statistics comparing current week to previous week, month and year. DOL Claims Report - <http://www.dol.gov/ui/data.pdf>

UNEMPLOYMENT INSURANCE DATA FOR REGULAR STATE PROGRAMS

WEEK ENDING	October 13	October 6	Change	September 29	Prior Year ¹
Initial Claims (SA)	210,000	215,000	-5,000	207,000	230,000
Initial Claims (NSA)	190,017	199,864	-9,847	165,553	205,592
4-Wk Moving Average (SA)	211,750	209,750	+2,000	207,000	245,750
WEEK ENDING	October 6	September 29	Change	September 22	Prior Year ¹
Insured Unemployment (SA)	1,640,000	1,653,000	-13,000	1,656,000	1,903,000
Insured Unemployment (NSA)	1,349,655	1,370,480	-20,825	1,397,590	1,566,253
4-Wk Moving Average (SA)	1,653,000	1,654,250	-1,250	1,666,000	1,913,250
<u>Insured Unemployment Rate (SA)²</u>	1.2%	1.2%	0.0	1.2%	1.4%
<u>Insured Unemployment Rate (NSA)²</u>	0.9%	1.0%	-0.1	1.0%	1.1%

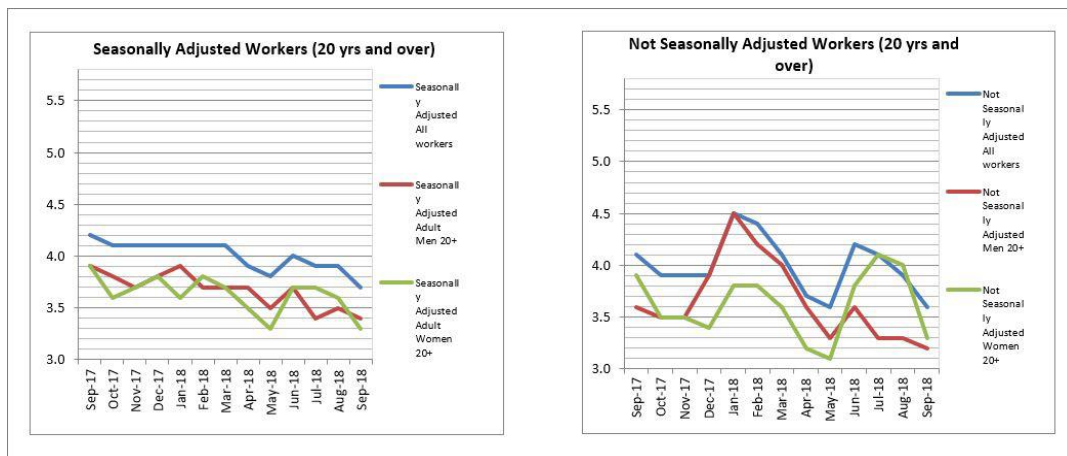
UNITED STATES DEPARTMENT OF LABOR – THE EMPLOYMENT SITUATION: SEPTEMBER 2018

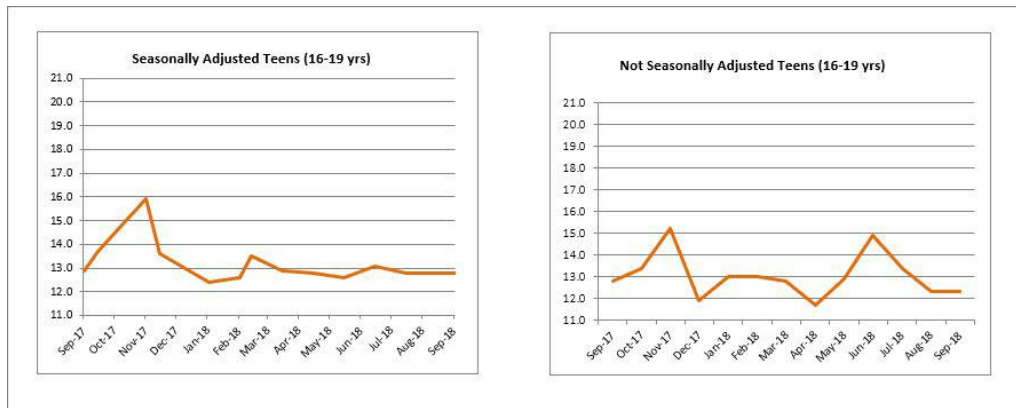
Monthly national data by industry on employment, hours, and earnings of workers on the payrolls of nonfarm establishments. DOL Release - <http://www.bls.gov/news.release/pdf/empst.pdf>

Summary Statement:

Total **nonfarm payroll employment** rose by 134,000 in September, compared with an average monthly gain of 201,000 over the prior 12 months. In September, job gains occurred in professional and business services, in health care, and in transportation and warehousing.

- Employment in **professional and business services** increased by 54,000 in September and has risen by 560,000 over the year.
- **Health care** employment rose by 26,000 in September. Hospitals added 12,000 jobs, and employment in ambulatory health care services continued to trend up (+10,000). Over the year, **health care employment has increased by 302,000**.
- In September, employment in transportation and warehousing rose by 24,000. Job gains occurred in warehousing and storage (+8,000) and in couriers and messengers (+5,000). Over the year, employment in transportation and warehousing has increased by 174,000.
- Construction employment continued to trend up in September (+23,000). The industry has added 315,000 jobs over the past 12 months.
- Employment in **manufacturing** continued to trend up in September (+18,000), reflecting a gain in durable goods industries. Over the year, **manufacturing has added 278,000** jobs, with about four-fifths of the gain in the durable goods component.
- Employment in **leisure and hospitality** was little changed over the month (-17,000). Prior to September, employment in the industry had been on a modest upward trend. Some of the weakness in this industry in September may reflect the impact of Hurricane Florence.
- Employment showed little or no change over the month in other major industries, including wholesale trade, retail trade, **information, financial activities**, and government.
- The **average workweek for all employees** on private nonfarm payrolls remained unchanged at 34.5 hours in September. In manufacturing, the workweek edged down by 0.1 hour to 40.8 hours, and overtime edged down by 0.1 hour to 3.4 hours. The average workweek for **production and nonsupervisory employees** on private nonfarm payrolls was unchanged at 33.7 hours.
- In September, **average hourly earnings for all employees** on private nonfarm payrolls rose by 8 cents to \$27.24. Over the year, average hourly earnings have increased by 73 cents, or 2.8 percent. Average hourly earnings of private-sector **production and nonsupervisory employees** increased by 6 cents to \$22.81 in September.





CONFERENCE BOARD - HELP WANTED ONLINE DATA SERIES SEPTEMBER 2018 REPORT

Measures the number of new, first-time online jobs and jobs reposted from the previous month for over 16,000 Internet job boards, corporate boards and smaller job sites that serve niche markets and smaller geographic areas. <https://www.conference-board.org/data/helpwantedonline.cfm>

Region	Number of unemployed people per online job posted
USA	1.35
California	1.55
Los Angeles	1.73

- Online advertised vacancies increased 145,100 to 4,750,300 in September, according to **The Conference Board Help Wanted OnLine® (HWOL) Data Series**, released October 3, 2018.
- The August Supply/Demand rate stands at 1.35 unemployed workers for each advertised vacancy, with a total of 1.6 million more unemployed workers than the number of advertised vacancies. The number of unemployed workers was approximately 6.2 million in August.

Occupational Changes for the Month of September:

In September nine of the largest ten online occupational categories posted increases.

Computer and Mathematical ads increased 26,300 to 583,800. The supply/demand rate lies at 0.22, i.e. 4 advertised openings per unemployed job seeker.

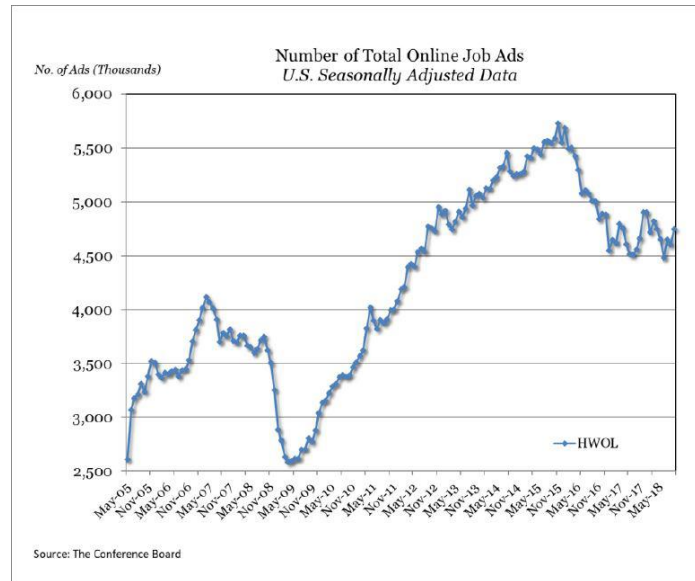
Business and financial operations ads increased 17,100 to 308,900. The supply/demand rate lies at 0.75, i.e. 1 advertised opening per unemployed job seeker.

Healthcare practitioner ads increased 14,900 to 520,700. The supply/demand rate lies at 0.29, i.e. 3 advertised openings per unemployed job seeker.

Sales and related ads increased 30,800 to 475,600. The supply/demand rate lies at 1.31, i.e. over 1 unemployed job seeker for every advertised available opening.

Office and administrative support ads increased 22,400 to 491,400. The supply/demand rate lies at 1.64 i.e. over 1 unemployed job seeker for every advertised available opening.

Transportation ads decreased 10,100 to 314,000. The supply/demand rate lies at 1.72, i.e. over 1 unemployed job seeker for every advertised available opening.



THE CONFERENCE BOARD - EMPLOYMENT TRENDS INDEX – SEPTEMBER 2018

This report offers a short-term, forward look at employment on its own. It gives economists and investors a new forecasting tool. It also helps business executives sharpen their short- to medium-term hiring and compensation planning. <http://www.conference-board.org/press/>

- The Conference Board Employment Trends Index™ (ETI) declined in September, following an increase in August. The index now stands at 110.77, down from 111.18 (an upward revision) in August. The change represents a 6.7 percent gain in the ETI compared to a year ago.
- “Despite this month’s decline – the result of just two components – the index remains on a solid upward trend, and has been growing rapidly in recent months,” said Gad Levanon, Chief Economist, North America, at The Conference Board. “The US economy is very strong now. Demand for workers is likely to continue growing rapidly in the coming quarters, but with the unemployment rate now at 3.7 percent, recruiters have their work cut out for them. They will have to bring more people off the sidelines faster. In the meantime, businesses will have to squeeze more out of their current workers, either by increasing working hours or raising labor productivity. Labor market tightness varies across occupations and geographies. However, for the nation we expect the unemployment rate to go down to 3.5 percent or even lower in 2019. We also expect labor force participation and productivity to gradually increase, and wages to further accelerate.”

EDD Oxnard/T-O/Ventura MSA Job Ads – SEPTEMBER 2018

This report is a local snapshot of job ads vs. the number of unemployed, occupational and employer data and cities with most job ads. Sources include: EDD, LMID, The Conference Board and WANTED Tech.

https://www.labormarketinfo.edd.ca.gov/file/hwol_lad/Oxnard_ThousandOaks_Ventura_MSA_37100_HWOL.pdf

RELEVANT NEWS ARTICLES

October 15, 2018, "What The 4th Industrial Revolution Will Mean For Your Career."

Bernard Marr, *Forbes*

<https://www.forbes.com/sites/bernardmarr/2018/10/15/what-the-4th-industrial-revolution-will-mean-for-your-career/#b45f4d1c2713>

- We are at the beginnings of a new industrial revolution that will not only fundamentally transform most industries and businesses but will also have a wide-reaching impact on our careers. This new 4th industrial revolution will bring change and innovation at an unprecedented rate, fueled by technological advancements like artificial intelligence, machine learning, big data, the internet of things and more.
- Businesses need to be agile to react to rapidly changing technology and ways of doing business, so who they need on their team today might be drastically different to who they will need in even the very near future.
- This has led to a more flexible approach to workforce planning where businesses dynamically create teams with the talent they need for a period of time, often composed of a flexible internal workforce and contractors who come in for one project and then leave again. This gives businesses the flexibility they need to adapt to changing business needs, expand and contract as business dictates, and recruit individuals with the particular skill-set and technical know-how they require for a project. We often refer to this new environment as the gig economy and I believe we will see a shift from long-term employment to shorter-term more flexible gigs.
- How committed are you to upgrading your skills and knowledge? There are several learning opportunities that you can take advantage of now to enhance your skill-set to keep you marketable for the changing economy.

Oct. 14, 2018, "Millions of Californians' jobs could be affected by automation — a scenario the next governor has to address."

By Melanie Mason, *Los Angeles Times*

<http://www.latimes.com/projects/la-pol-ca-next-california-work/>

- Looking at a map of California on a projector screen, Johannes Moenius, an economics professor at the University of Redlands, hovered his mouse over the Inland Empire, which glowed with a splotch of red pixels.
- "We're facing a major challenge," Moenius said. "If we don't do anything, then it will turn into an apocalypse."
- Whether confronting an increasingly automated labor market or grappling with how the gig economy is reshaping the relationship between companies and their workers, California's next governor will have to address the changing nature of work.
- That could mean rethinking how to educate Californians, remaking labor laws or considering major social safety net proposals such as a universal basic income. State government might not be able to control change sweeping the workplace, but it will have to deal with the fallout.
- Virtual assistants such as Siri or Alexa are being used in hotels, standing in for concierges or front desk assistants. Self-driving vehicles could upend the country's transportation and logistics sectors, but it's not clear how quickly those cars and trucks will be widely deployed.
- "Depending on who you talk to, that's a couple of years away or 30 years away," said Stephen Baiter, executive director of the Oakland Workforce Development Board.
- It's one thing for a technological breakthrough to be invented, and it's another to see businesses adopt that technology on a large scale. Experts predict the impact on jobs will not be a sudden thunderclap — more like a rolling wave.

Oct 5, 2018, "The unemployment rate is the lowest it's been since 1969. Here's why."

By Gretchen Frazee, PBS

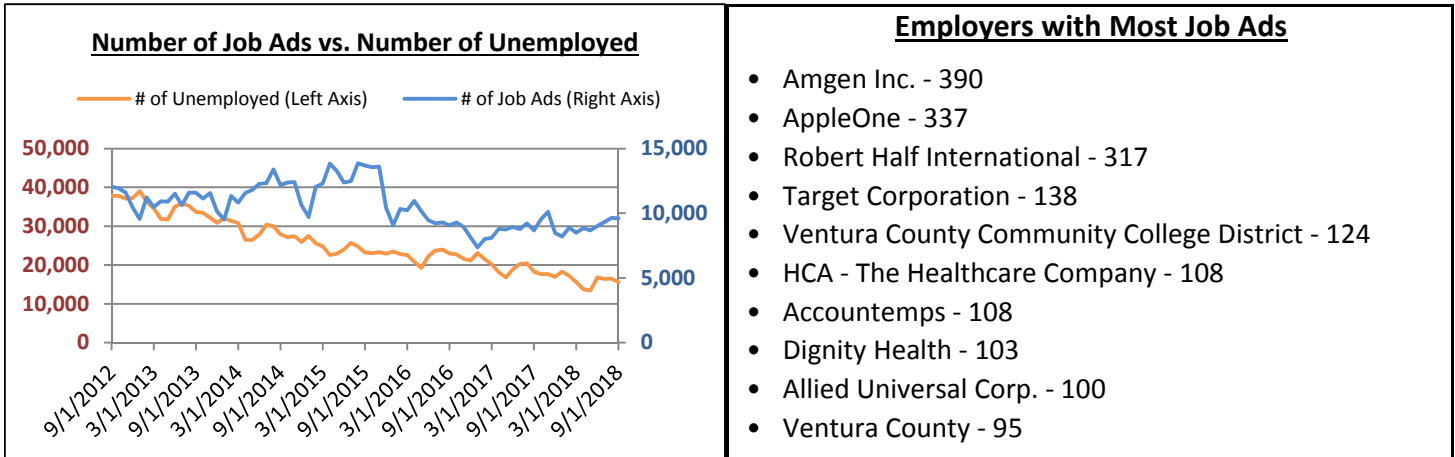
<https://www.pbs.org/newshour/economy/making-sense/the-unemployment-rate-is-the-lowest-its-been-since-1969-heres-why>

- The unemployment rate dropped to 3.7 percent in September, a low not seen since 1969.
- The rate dropped from 3.9 percent in August, according to the latest Labor Department report. September marked the third straight month of unemployment below 4 percent.
- Why? The short answer: The economy is good. The second answer: Not as many people are in the labor force, so they aren't counted in the unemployment rate.
- The economy added 134,000 jobs last month, well below what economists predicted, largely because of a decline in the leisure sector, which was hit hard by Hurricane Florence.
- The low number of new jobs last month was also partially offset by upward revisions to July and August job gains, which reflect an additional 87,000 jobs. The department said 165,000 jobs were created in July, up from the previous estimate of 147,000. A total of 270,000 jobs were gained in August, up from 201,000.
- Here's what else you should know about the latest jobs report.

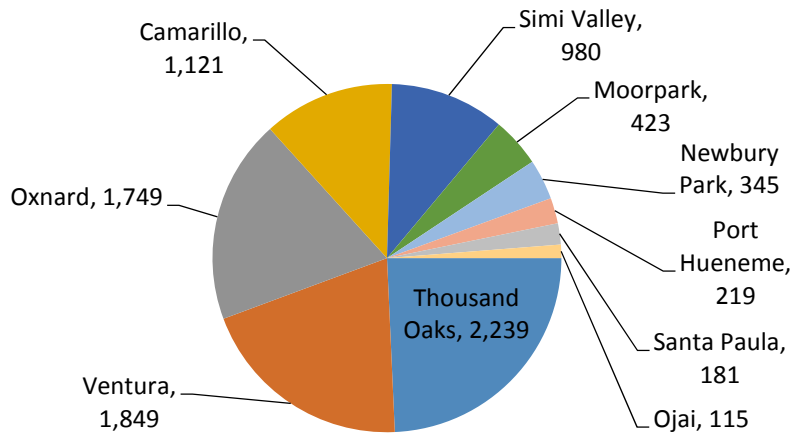
Recent Job Ads

Oxnard Thousand Oaks Ventura MSA - September 2018

Not Seasonally Adjusted



Cities with Most Job Ads



Occupations with Most Job Ads

- Retail Salespersons - 410
- First-Line Supervisors of Retail Sales Workers - 279
- Registered Nurses - 267
- Customer Service Representatives - 258
- Security Guards - 208
- First-Line Supervisors of Office and Administrative Support Workers - 203
- Bookkeeping, Accounting, and Auditing Clerks - 203
- Industrial Engineers - 165
- First-Line Supervisors of Food Preparation and Serving Workers - 162
- Medical Scientists, Except Epidemiologists - 137

Note: The data provided does not suggest that the occupations of the unemployed directly align with the occupations of the advertised vacancies.
 Sources: Employment Development Department, Labor Market Information Division; Help Wanted Online from The Conference Board and WANTED Technologies