

County of Ventura

Office of the Auditor-Controller



Budget Digest 2008-2009

**Christine L. Cohen
Auditor-Controller**

County of Ventura
Office of the Auditor-Controller
Budget Digest 2008-2009

BUDGETARY OVERVIEW

The FY 2008-09 County budget was adopted by the Board of Supervisors on June 16, 2008.

Overall, total County budgeted appropriations increased by \$37 million over prior year's adopted budget, representing a 2.3% increase.

Total budgeted revenues increased 1.5% or \$22 million over prior year budget amounts. All tax revenue increased by \$9 million or 2.3% while all secured property tax revenue increased by \$11.4 million over the same period, an increase of 4.1%.

The number of full time equivalent (FTE) positions increased by 85 to a total of 8,050 representing an increase of 1.1% over prior year's adopted budget.

The budget includes estimated retirement costs of \$140 million, an increase of approximately \$3 million from prior year. Although the employer contribution rate decreased from 19% to 17%, total retirement costs increased slightly as the lower rate was applied to higher payroll costs.

Although the budget is balanced, there are a number of issues that may negatively impact future budgets including increases in medical insurance and retirement costs, an increasing jail population, seismic retrofitting of the hospital, future State audits, and various facilities maintenance projects.

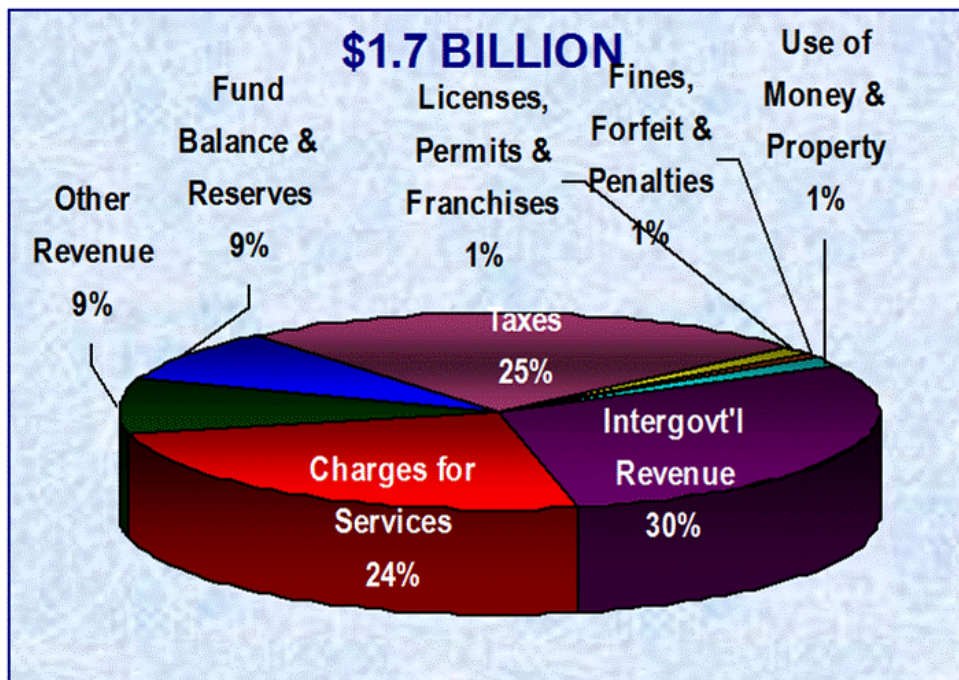
As a result of the State's delay in adopting a budget, the County will need to review its budget to ensure that any State funding reductions to County programs are offset by corresponding reductions in the affected departments' budget or offset by alternative revenue sources.

This publication along with a complete copy of the County's FY-2008-09 adopted budget document is available at the Auditor-Controller's website at <http://auditor.countyofventura.org>.

If you have any questions or comments regarding the finances of the County of Ventura, please contact us at (805)654-3151 or post a question at our website listed above.

County of Ventura
Office of the Auditor-Controller
Budget Digest 2008-2009

AVAILABLE FINANCING **(All Funds)**



AVAILABLE FINANCING

Intergovernmental Revenue	\$502,861,400
Taxes	415,828,100
Charges for Services	414,164,600
Other Revenue	148,259,800
Use of Money & Property	23,671,700
Licenses, Permits & Franchises	20,612,000
Fines, Forfeitures & Penalties	<u>15,334,700</u>
Subtotal	1,540,732,300
Fund Balance & Reserves	<u>145,351,700</u>
Total	<u><u>\$1,686,084,000</u></u>

Ventura County's revenue sources can be divided into discretionary and non-discretionary categories, depending on whether the use of the revenue is restricted to a specific activity.

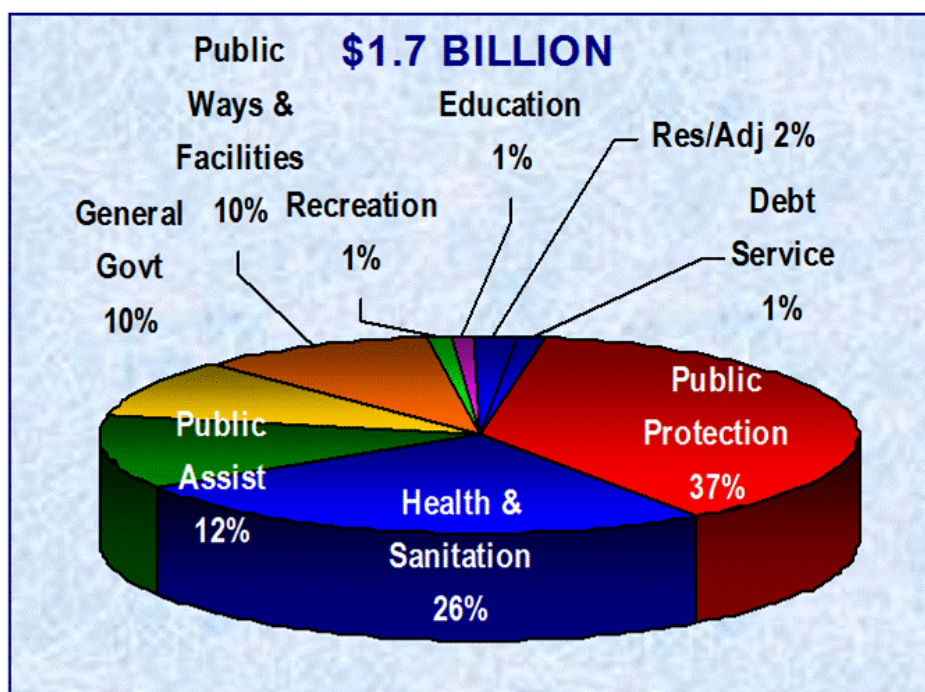
The majorities of County revenues are not discretionary and must be used only for specific State and Federal programs. The costs of such programs are generally not fully covered by the State or Federal governments. This requires the County to use discretionary General Fund revenues to cover unreimbursed costs.

County of Ventura
Office of the Auditor-Controller
Budget Digest 2008-2009

Discretionary revenue sources, which can be used for any legal purpose, include general fund property taxes, general sales tax, and interest earnings. These types of revenue sources have declined in past years, primarily due to the State's decision to balance its budget by reducing the County's share of local property taxes.

FINANCING REQUIREMENTS

(All Funds)



FINANCING REQUIREMENTS

Public Protection	\$630,934,300
Health & Sanitation	438,520,300
Public Assistance	202,894,300
Public Ways & Facilities	171,579,200
General Government	159,794,700
Recreation	16,634,700
Debt Service	20,799,900
Education	12,179,400
Subtotal	1,653,336,800
Reserves/Other Adjustments	32,747,200
Total	<u>\$1,686,084,000</u>

County of Ventura
Office of the Auditor-Controller
Budget Digest 2008-2009

Public Protection:

Sheriff, Fire, District Attorney, Probation Agency, Watershed Protection Dist., Resource Management

Health & Sanitation:

Health Care Agency (includes Ventura County Medical Center), Environmental Health

Public Assistance:

Human Services Agency: Program Operations and Direct Recipient Aid, Workforce Development; Community Development Block Grants

General Government:

Special Accounts & Contributions, Capital Projects, County Executive Office, Assessor, Auditor-Controller

Public Ways and Facilities:

Road Fund, Oxnard and Camarillo Airports, Waterworks Districts

Recreation:

Harbor, County Parks

Education:

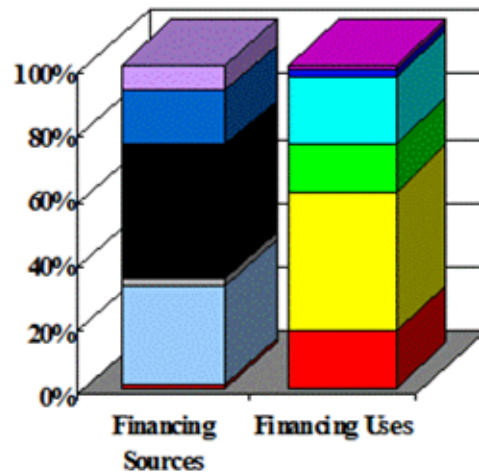
Library Services, Farm Advisor

(Note: above is a sample listing of activities only)

County of Ventura
Office of the Auditor-Controller
Budget Digest 2008-2009

GENERAL FUND BUDGET

General Fund
FY 2007-2008 Adopted Budget
Summary



 Other Revenues	 Provisions for Reserves
 Charges for Services	 Debt Service/Other
 Intergovernmental Revenue	 Public Assistance
 Fines, Forfeitures & Penalties	 Health and Sanitation
 Taxes	 Public Protection
 Fund Balance/Reserve Cancellation	 General

- Total General Fund (GF) appropriations of \$900 million increased 2.7% over prior year adopted figures and 3.6% over prior year actual expenditures.
- Total GF revenues estimated at \$900 million, an increase of 2.7% over prior year adopted amounts and 5% over prior year actual receipts.
- Total "Taxes" revenue is budgeted at \$285 million, an increase of 2.1% over prior year adopted budget and 3.4% over prior year actual amounts.

County of Ventura
Office of the Auditor-Controller
Budget Digest 2008-2009

- Total budgeted reserves and designations balance of \$104 million represents 11.5% of total GF revenues, a decrease of \$16 million over prior year adopted budget.
- Total General Fund Full-Time Equivalent (FTE) positions increased by 32 to 4,869, an increase of 0.7% from the prior year's adopted budget.
- Budget includes funding for negotiated salary increases, a 2.7% services and supplies inflation factor and a \$2 million contingency.

ALLOCATION OF PROPERTY TAXES

Approximately \$1.07 billion in property taxes will be available in 2008-09 to be allocated as follows:

	91-92	92-93	FY 93-94 to Current
Schools	40%	46%	54%
County	29%	26%	18%
Districts	22%	20%	19%
Cities	9%	8%	9%

ECONOMIC INDICATORS

Source: UCSB Economic Forecast Project, 2008

- Ventura County's gross county product per capita in 2007 is estimated at 68,500, higher than that of the Tri-Counties at \$60,000 and California's gross state product per capita of \$48,300.
- 2007 Ventura County average salary for all sectors is estimated at \$46,500, higher than the 2006 average of \$45,000 and higher than the Tri-Counties average salary of \$42,700.

County of Ventura
Office of the Auditor-Controller
Budget Digest 2008-2009

- Median family income for the County in 2007 remained unchanged from 2006 at \$79,500, but still higher than California's median family income of \$65,000.
- Job growth rate for all industries in 2007 was 0.6%, a net increase of 2,000 jobs; a lower rate is estimated for 2008.
- Ventura County's economic growth rate in 2008 is expected to be considerably lower than the annual 4% rate of past years due mainly to weakness in the real estate sector.

PROPERTY VALUES

Source: California Association of Realtors

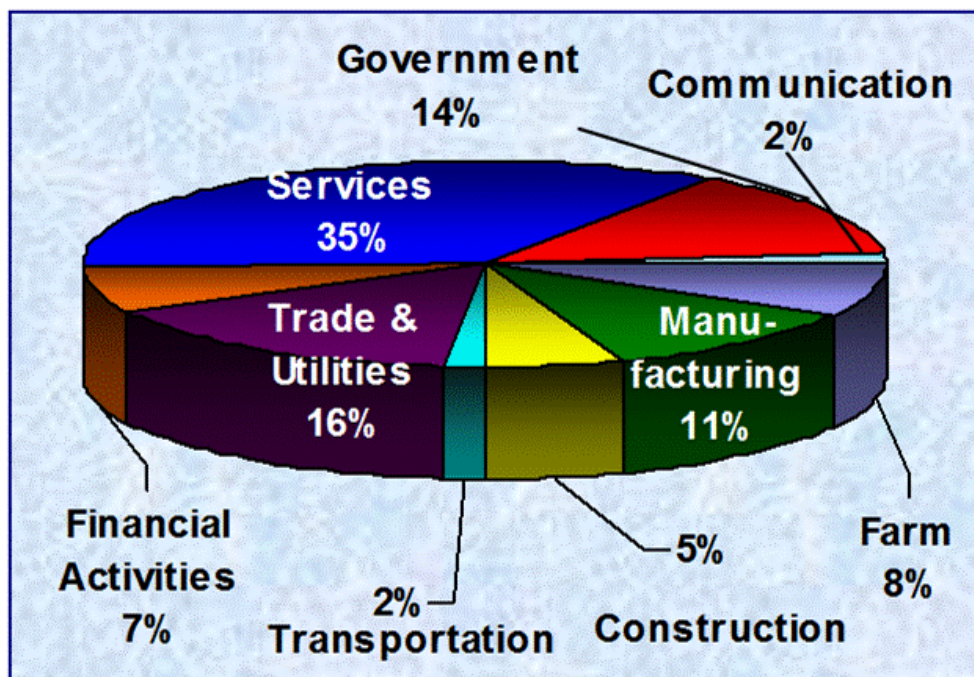
- As of June 2008, existing single-family home sales in Ventura County decreased 16% from June 2007.
- The County's median sales price for an existing detached single-family home was \$480,430 in June 2008, down 30.6% from the prior year. The large decline in sales price is due to credit tightening, consumer uncertainty and the increase in the number of distressed sales.
- Ventura County first-time buyer housing affordability index is estimated at 48% in the second quarter of 2008, compared to 25% in 2007. The 48% is similar to California index, but lower than the nation at 67%.

Source: Ventura County Auditor-Controller (Aug 2008)

- Assessed valuation (AV) in 2008-09 increased 3% to 101.6 billion from 98.5 billion in 2007-08.

INDUSTRY EMPLOYMENT

Source: California State Employment Development
Dept., August 2008



- The unemployment rate in June 2008 was 6.1% comparable to that of the nation's 5.7%, but below that of California's 7.0%.

GEOGRAPHIC CHARACTERISTICS

- Ventura County covers an area of 1,873 square miles and is twenty-sixth in size among California's fifty-eight counties.
- Ten cities - San Buenaventura is County seat.
- Mild climate, forty-two miles of picturesque coastline and many recreational facilities contribute to the County's residential and tourist appeal.

County of Ventura
Office of the Auditor-Controller
Budget Digest 2008-2009

COUNTY POPULATION

Source: California Dept. of Finance

- 831,600 (January 2008), a 1% increase over prior year.
- 11th most populous county in the State.

Source: California Secretary of State

- 392,100 Registered voters (May, 2008) .

COUNTY EMPLOYEES (All Funds)

	07-08	08-09
	Adopted	Adopted
	Budget	Budget
Public Protection	3,203	3,196
Health and Sanitation	2,244	2,318
Public Assistance	1,093	1,093
General Government	384	385
Public Ways & Facilities	32	32
Recreation	57	57
Education	112	114
Internal Service Funds	<u>840</u>	<u>855</u>
Totals	<u>7,965</u>	<u>8,050</u>