

**VENTURA COUNTY  
PUBLIC HEALTH**

**AIDS SURVEILLANCE  
FINAL REPORT**

**JANUARY 2002 - DECEMBER 2002**

PREPARED BY  
VENTURA COUNTY PUBLIC HEALTH  
THE HIV/AIDS CENTER  
OFFICE OF HIV/AIDS SURVEILLANCE

# VENTURA COUNTY PUBLIC HEALTH

## FINAL REPORT

JANUARY - DECEMBER 2002

CURRENT AIDS STATISTICS			
	VENTURA	CALIFORNIA	UNITED STATES
ADULT CASES	890	126,049	807,075
ADULT DEATHS	522	76,400	462,653
PEDIATRIC CASES	3	623	9,074
PEDIATRIC DEATHS	2	386	5,257
TOTALS	893	126,672	816,149
DEATHS	524	76,786	467,910

- Cumulative data, numbers may change due to delays in reporting.
- Based on reported **AIDS** cases to Ventura County Public Health, there are approximately 450 persons *known* to be living with AIDS in Ventura County.

This final HIV/AIDS Surveillance Report will discuss the reported cases of AIDS to the Ventura County Public Health Department from January 2002 to December 2002. A comparison will be made with the 2001 to identify any trends. Ventura County Public Health has been conducting active AIDS surveillance since 1987.

### **SUMMARY POINTS FOR AIDS JANUARY 2002 THROUGH DECEMBER 2002**

- The total number of cases reported in 2002 was 41.
- Thirteen deaths were recorded in 2002.
- Eighty eight percent of the AIDS cases were male, twelve percent were female.
- There were no pediatric cases.
- The AIDS cases reported in 2002 were primarily white (62%).
- The greatest number of cases were 40-49 years of age.
- The main route of exposure was men having sex with men followed by risk not reported and intravenous drug use.
- The diagnosis of AIDS was determined primarily by a low CD4 count.
- There were nineteen new non-resident cases.
- Fifty four percent of cases were diagnosed HIV+ and AIDS at the same time.

VENTURA COUNTY AIDS CASES		
	2001	2002
#CASES REPORTED	37	41
#DEATHS	15	13
MALES	32 (86%)	36 (86%)
FEMALES	5 (14%)	5 (14%)

Over the last three years these numbers have been relatively stable.

- **Fifty four percent** of the patients diagnosed in the year 2002 were diagnosed with HIV and AIDS at the same time, compared to being diagnosed HIV+ and years later AIDS. This is a decrease from the last several years in which we averaged approximately 65% to 70%, however, it is still above the national average.

RACE		
	2001	2002
WHITE	15 (41%)	25 (61%)
HISPANIC	18 (49%)	13 (32%)
BLACK	4 (11%)	1(2%)

Over the last 4 to 5 years, we have seen a steady increase in the number of hispanic cases in our county, to the point where there were more hispanic cases than white. In 2002, there was a significant decrease in the number of hispanic cases.

AGE		
	2001	2002
<19 YEARS	0	0
20-29	1 (3%)	5 (12%)
30-39	16 (43%)	11 (27%)
40-49	3 (8%)	17 (41%)
>49	8 (22%)	8 (20%)

The age categories for Ventura County over the years has been primarily 30-39 years and 40-49 years of age. In 2002, the percentage of new AIDS cases is predominantly in the 40-49 age category. Sixty one percent of the AIDS cases were over the age of 40.

EXPOSURE CATEGORY		
	2001	2002
MEN SEX WITH MEN	21 (57%)	25 (61%)
IDU	3 (8%)	4 (10%)
HETEROSEXUAL	3 (8%)	1 (2%)
NO RISK ID	4 (11%)	7 (17%)

The primary exposure category has basically remained the same, men having sex with men, however, there have been fluctuations in the other exposure categories.No identified risk cases remain under investigation.

<b>DISEASE CATEGORY</b>		
	2001	2002
PCP	9 (24%)	4 (10%)
KS	0	1 (2%)
CD4	20 (54%)	25 (61%)
OTHER OI'S (NO PCP)	8 (22%)	11 (27%)

As has been the case in previous years, the majority of AIDS cases have been diagnosed by CD4 count. We are starting to see a slight increase in the number of opportunistic infections.

<b>NON-RESIDENT AIDS CASES (cumulative)</b>	
ADULT CASES	265
ADULT DEATHS	137
PEDIATRIC CASES	1
PEDIATRIC DEATHS	0
TOTAL CASES	266
TOTAL DEATHS	137

Non-residents are diagnosed cases of AIDS reported by another county or state but who are now residing and receiving care in Ventura County. These cases are counted at the time they are reported to the Health Department, not when they were diagnosed.

- There were nineteen new Non-Resident cases in 2002 compared to 14 non-resident cases reported in 2001.
- No pediatric AIDS case was reported in Ventura County this year.

<b>FACILITY OF DIAGNOSIS</b>		
	2001	2002
VCMC	62%	48%
PRIMARY MD	14%	24%
LOS ANGELES FACILITY	8%	4%
PRIVATE HOSPITAL IN VENTURA COUNTY	14%	7%
OTHER	0%	7%

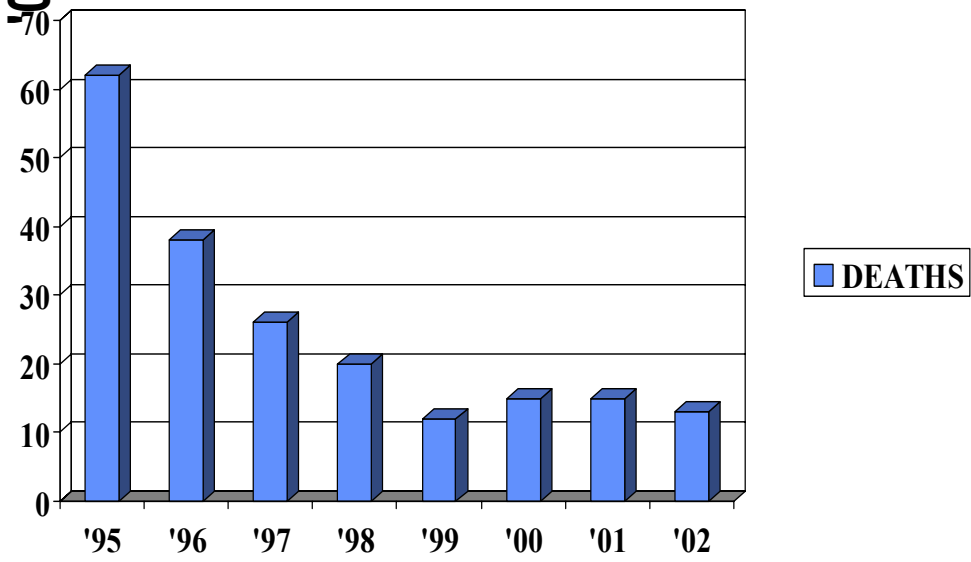
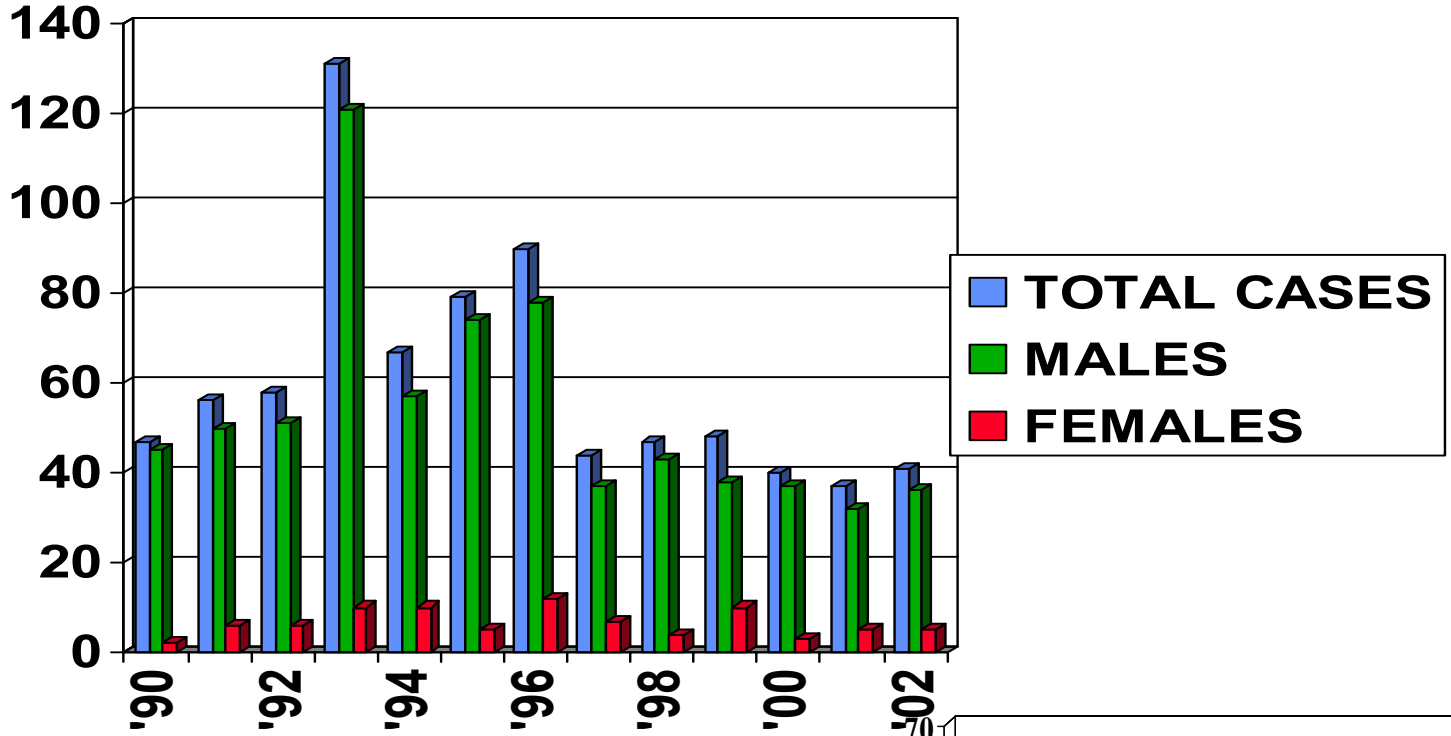
# VENTURA COUNTY PUBLIC HEALTH

## HIV REPORTING

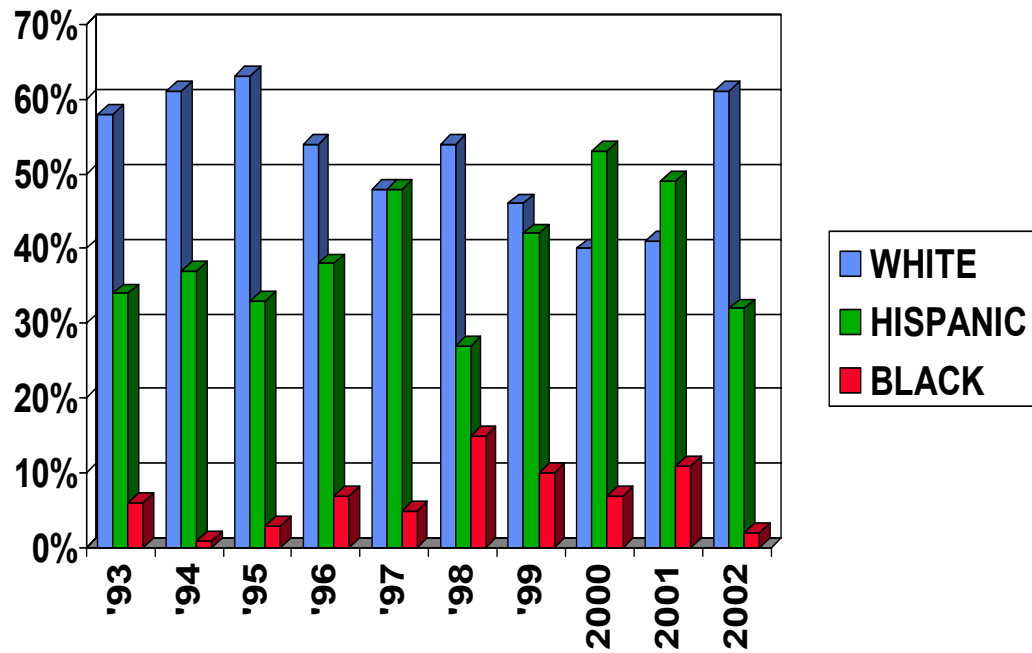
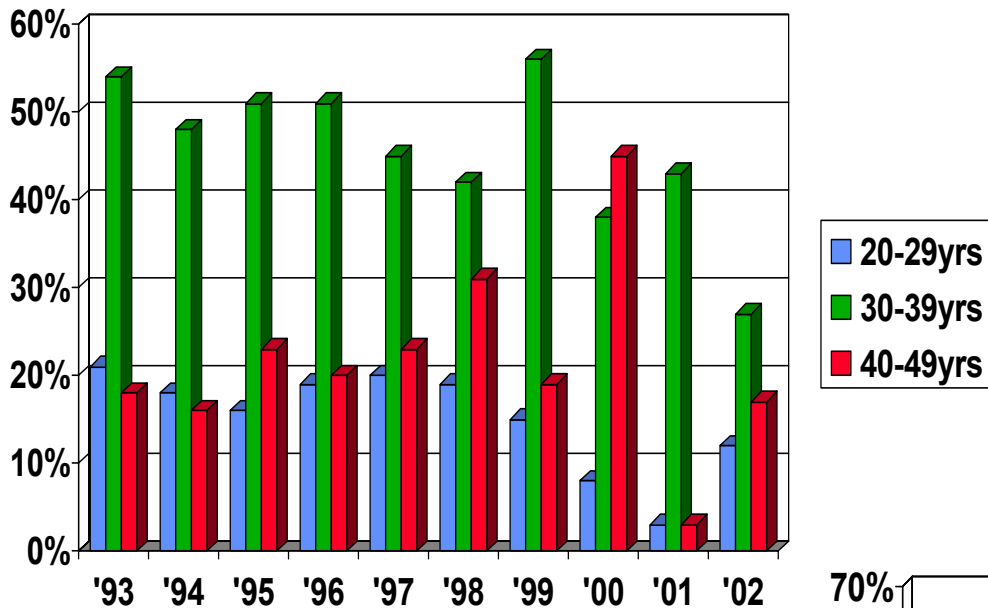
INITIATED JULY 1, 2002

<b>TOTAL # CASES</b>	<b>147</b>	
<b>SEX</b>	<b>MALES 108 (73%)</b>	<b>FEMALES 39 ( 27%)</b>
<b>RACE</b>	<b>WHITE 91 (62%)</b>	<b>HISPANIC 45 (31%)</b>
<b>AGE</b>	<b>30-39 YRS (42%)</b>	<b>20-29 YRS (27%)</b>
<b>MODE</b>	<b>MSM (46%)</b>	<b>HETERO (16%)</b>

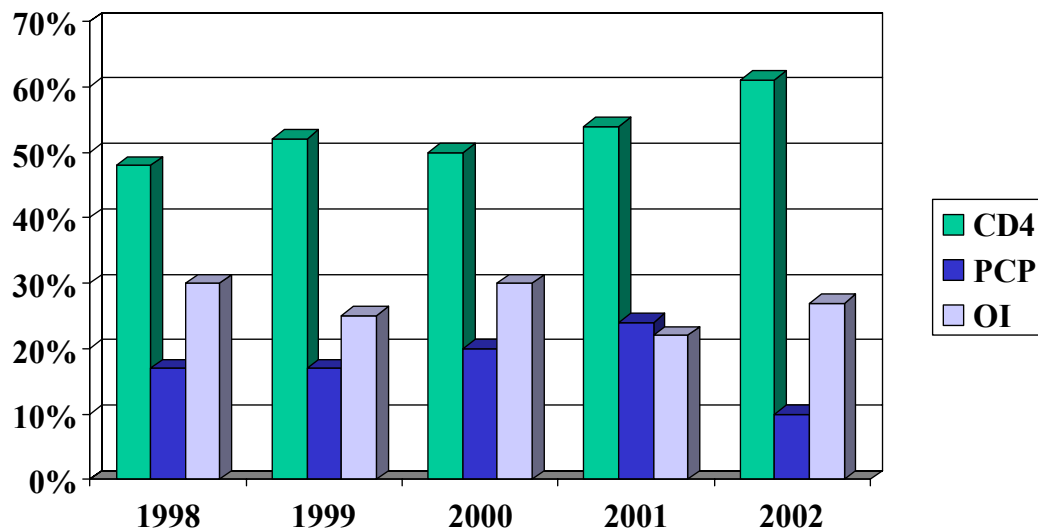
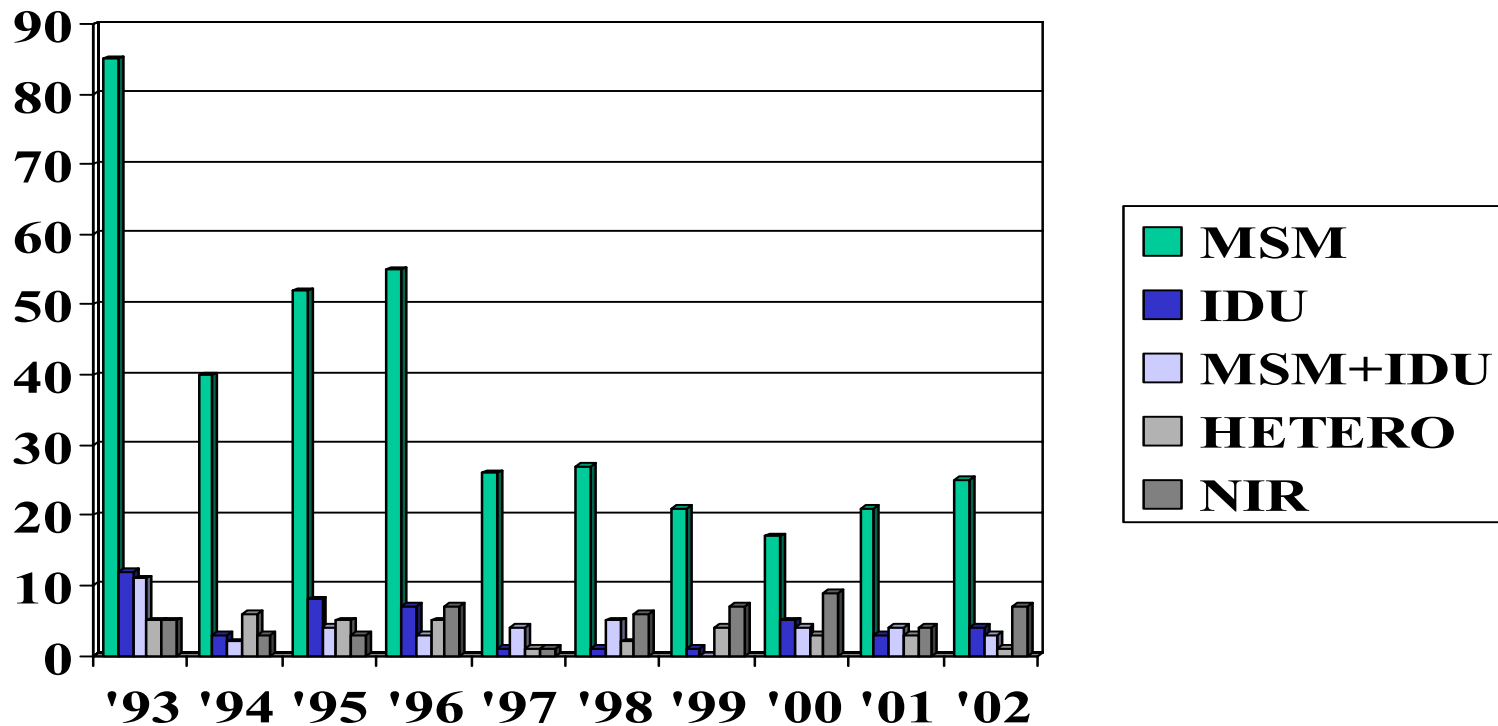
# VENTURA COUNTY PUBLIC HEALTH AIDS STATISTICS



# VENTURA COUNTY PUBLIC HEALTH AIDS STATISTICS



# VENTURA COUNTY PUBLIC HEALTH AIDS STATISTICS





# VENTURA COUNTY PUBLIC HEALTH FACILITY OF DIAGNOSIS AIDS CASES

